

# **Vertical Distribution of VOCs in Soils from Groundwater to the Surface/Subslab**



# Vertical Distribution of VOCs In Soils from Groundwater To the Surface/Subslab

**EPA Contract No. EP-C-05-061**

**Task Order No.65**

Prepared for

Tetra Tech EM Inc.  
1230 Columbia Street  
Suite 1000  
San Diego, CA 92101

Prepared for

Dr. Brian A. Schumacher, Task Order Project Officer  
U.S. Environmental Protection Agency  
Office of Research and Development  
National Exposure Research Laboratory  
Las Vegas, NV 89119

Although this work was reviewed by EPA and approved for publication, it may not necessarily reflect official Agency policy. Mention of trade names and commercial products does not constitute endorsement or recommendation for use.





## FOREWORD

The U.S. Environmental Protection Agency (EPA) is charged by Congress with protecting the nation's natural resources. Under the mandate of national environmental laws, the EPA strives to formulate and implement actions leading to a compatible balance between human activities and the ability of natural systems to support and nurture life. To meet this mandate, the EPA's Office of Research and Development (ORD) provides data and scientific support that can be used to solve environmental problems, build the scientific knowledge base needed to manage ecological resources wisely, understand how pollutants affect public health, and prevent or reduce environmental risks.

The National Exposure Research Laboratory (NERL) is the Agency's center for investigation of technical and management approaches for identifying and quantifying exposures to human health and the environment. Goals of the laboratory's research program are to (1) develop and evaluate methods and technologies for characterizing and monitoring air, soil, and water; (2) support regulatory and policy decisions; and (3) provide the scientific support needed to ensure effective implementation of environmental regulations and strategies.

This report presents the activities, results, findings, and recommendations of sampling conducted from January through February, 2008 at Naval Air Station (NAS) Lemoore, Installation Restoration Program (IRP) Site 14 to investigate the vertical distribution of volatile organic compounds (VOCs) in soil gas from groundwater to the surface and slab environments. This report was co-authored by Mr. James Elliot and Dr. Greg Swanson of Tetra Tech. The authors acknowledge the contribution of Dr. Brian Schumacher and Mr. John Zimmerman, the EPA task order project officer and co-project officer, in conducting key parts of the field work, providing guidance throughout the project, and providing insightful comments on the draft report. The author also acknowledges the tremendous support of Mr. Frank Nielson of the NAS Lemoore environmental staff, who facilitated access to IRP Site 14 to conduct the testing and provided logistical support and ongoing assistance with operations during the field sampling activities.

## EXECUTIVE SUMMARY

Tetra Tech EM, Inc. (Tetra Tech EMI) was contracted by the U.S. Environmental Protection Agency (EPA) to assess the vertical and horizontal distribution of volatile organic compounds in the subsurface, from groundwater to the surface/subslab environment, and to develop a database of paired macro-purge and micro-purge soil gas sample measurements. In addition, sampling was conducted to evaluate the performance of a variety of soil gas probe construction materials (tubing types) and to test passive diffusion samplers (PDSs).

The field study was conducted at Installation Restoration Program (IRP) Site 14 on Naval Air Station (NAS) Lemoore, California. IRP Site 14 is located in the operations area of NAS Lemoore and consists of maintenance buildings, hangars, and aircraft parking areas. Chlorinated volatile organic compounds (VOCs) are the primary contaminants that have been found in soil, soil gas, and groundwater at IRP Site 14 near the Building 180 hangar, the adjacent aircraft parking area, and near Buildings 170 where this investigation was conducted. The plume of chlorinated VOCs at IRP Site 14 is composed primarily of trichloroethene (TCE) and 1,1-dichloroethene (DCE), with minor amounts of 1,2-DCE, 1,1-dichloroethane (DCA), 1,2-DCA, and tetrachloroethene (PCE). Fuel residuals are also commingled with the chlorinated solvents. Two discernable VOC plumes are present at IRP Site 14: one emanating from the Building 180 area, and one located south of Building 170.

Two transects of six macro-purge (standard 1/8 inch tubing size) sampling locations were established at the site. The locations are in two lines (transects) oriented approximately east-west, with a southern (primary) transect and a northern (secondary) transect. In each transect, the two western-most locations are located on an approximately 6-inch thick concrete pad, and the remaining four locations in each transect are east of the slab, in an unpaved area. At each location, soil vapor probes were installed at 2, 4, 7, and 10 feet below ground surface (bgs). At the four locations on the concrete slab, subslab soil gas probes were installed immediately beneath the concrete. Collocated micro-purge (0.01 inch tubing size) sampling locations were installed along the southern (primary) transect. PDS wells were installed at depths of 2, 4, 7, and 10 feet bgs at four locations in the southern transect and at two locations adjacent to a former jet engine test cell. At two locations in the southern transect, clusters of macro-purge probes constructed with different tubing types (stainless steel, copper, polyetheretherketone [PEEK], Teflon, Nylaflo, and polyethylene) were installed at approximately 6 feet bgs.

The sampling probes were installed in pilot holes advanced to groundwater at depths between 10.7 and 11.5 feet bgs. Grab groundwater samples were collected at seven of the locations. Soil samples were collected from the pilot holes at the probe installation depths (i.e., 2, 4, 7, and 10 feet bgs) at each of the locations. Soils encountered in the pilot holes consisted primarily of silty sands, clayey sands, and clays.

Each macro-purge and micro-purge probe was sampled at least twice over the course of one week and analyzed on-site in a mobile laboratory. Collocated micro-purge and macro-purge probes were sampled concurrently. PDSs were inserted in the PDS wells and allowed to equilibrate for a minimum of 30 days before being retrieved and submitted for off-site analysis.

Statistical analyses of the paired micro-purge and macro-purge soil gas samples indicate there is a correlation between the results obtained from the two sampling methodologies; however, the range of relative percent differences (RPDs) for the macro-purge samples was 50 percent, which is largely within analytical error, whereas the range of RPDs for the micro-purge samples was 260 percent, suggesting there are some as yet undetermined issues with this sampling method that are limiting its reproducibility.

The results of analysis of samples obtained from collocated probes constructed with different tubing types indicate that for most materials, the observed variability in measured concentrations is within analytical

error. Polyethylene tubing consistently yielded VOC concentrations than the other tubing types except for copper. Copper tubing VOC concentrations were significantly lower than the other tubing types and their concentrations were inconsistent with one sample being a non-detect and the other having 170  $\mu\text{g}/\text{m}^3$  of TCE.

After converting the PDS sample results to gas equivalent concentrations using Henry's Law, it was observed that the TCE and PCE concentration results for the PDSs were generally higher than in the collocated macro-purge probes. Additional data is needed to more completely assess the performance of these samplers.

The results of the investigation into the distribution of soil gas VOCs near a slab indicate that, as expected, VOC concentrations in soil gas decrease with increasing vertical separation from the groundwater source and with increasing horizontal distance away from the edge of the slab. These findings are consistent with physical principles of subsurface vapor distribution from a groundwater source and the impact of a slab as a physical barrier. However, the decline in soil gas VOC concentrations moving horizontally away from the edge of the slab was more rapid than expected. Limited groundwater data show a corresponding large decrease in VOC concentrations moving away from the slab. These observations indicate that the presence of the slab may have a significant and abrupt impact on VOC concentrations in soil gas and the upper-most groundwater, and have important implications for sample location selection in vapor intrusion studies.

# CONTENTS

<u>Section</u>	<u>Page</u>
FOREWORD .....	i
EXECUTIVE SUMMARY .....	ii
LIST OF ACRONYMS AND ABBREVIATIONS.....	vi
1.0 INTRODUCTION .....	1-1
2.0 SITE BACKGROUND AND PROBE LAYOUT .....	2-1
2.1 IRP SITE 14 SETTING AND BACKGROUND .....	2-1
2.1.1 Geology and Hydrogeology .....	2-1
2.1.1.1 Regional Geologic Setting .....	2-1
2.1.1.2 IRP Site 14 Geology and Hydrogeology.....	2-3
2.1.2 Chlorinated Solvent Plume Conditions.....	2-6
2.1.3 Selection of IRP Site 14.....	2-6
2.2 SOIL VAPOR PROBE TRANSECTS .....	2-6
2.2.1 Macro-Purge Vapor Probes.....	2-6
2.2.2 Micro-Purge Vapor Probes and Passive Diffusion Sampler Wells.....	2-8
2.3 EXPERIMENTAL DESIGN .....	2-12
3.0 SAMPLING AND ANALYSIS.....	3-1
3.1 SAMPLE COLLECTION.....	3-1
3.2 MOBILE LABORATORY .....	3-1
3.2.1 Analytical Method.....	3-1
3.2.2 Equipment .....	3-2
3.2.3 Detection Limits.....	3-2
3.3 QUALITY ASSURANCE/QUALITY CONTROL .....	3-2
3.3.1 Field Quality Control Protocols .....	3-2
3.3.2 Mobile Laboratory Quality Control Protocols .....	3-3
3.3.2.1 Laboratory Data Logs .....	3-3
3.3.2.2 Instrument Calibration .....	3-4
3.3.2.3 Blanks .....	3-5
3.3.3 Project QAPP Deviations and Additions .....	3-5
3.3.4 QC Sample Results .....	3-5
4.0 RESULTS AND DISCUSSION .....	4-1
4.1 DATA SUMMARY.....	4-1
4.1.1 Soil Sample Results .....	4-1
4.1.2 Groundwater Sample Results.....	4-1
4.1.3 Macro-Purge Soil Gas Samples .....	4-1
4.1.4 Micro-Purge Soil Gas Samples .....	4-6
4.1.5 Tubing-type Cluster Samples.....	4-6
4.1.6 Passive Diffusion Samplers .....	4-6

## CONTENTS (Continued)

<u>Section</u>	<u>Page</u>
4.2 DISCUSSION .....	4-14
4.2.1 Distribution of VOCs in the Subsurface .....	4-14
4.2.2 Macro-Purge versus Micro-Purge Sampling.....	4-14
4.2.3 Evaluation of Tubing Types.....	4-19
4.2.4 Passive Diffusion Samples.....	4-19
5.0 CONCLUSIONS .....	5-1
6.0 RECOMMENDATIONS .....	6-1
7.0 REFERENCES .....	7-1

### APPENDICES

- A Sampling Trip Report
- B Passive Diffusion Sampler SOP
- C Laboratory Data Package

### Figures

2-1 Detailed Site Map .....	2-2
2-2 Groundwater Contours – A Zone Aquifer, January 2007 .....	2-4
2-3 Trichloroethene Plume in the A Zone Aquifer, January 2007 .....	2-7
2-4 Soil Gas Probe Transects .....	2-9
2-5 Nested Soil Gas Probe Construction Schematic .....	2-14
4-1 Schematic Isoconcentration Contours, South Transect, Macro-Purge Data .....	4-5
4-2 Schematic Isoconcentration Contours, South Transect, Micro-Purge Data.....	4-8
4-3 Plot of Macro-Purge versus Micro-Purge Results .....	4-17
4-4 Comparison of Soil Gas Collection Methods .....	4-17
4-5 Linear Regression Plot of Natural Logarithm Transformed Macro-purge vs. Micro-purge Collection Methods.....	4-18

### Tables

2-1 Typical Characteristics of the A Clay .....	2-5
2-2 Properties of the Vadose Zone and A-Zone Aquifer .....	2-5
2-3 Macro-Purge Soil Gas Probe Installation Details .....	2-10
2-4 Groundwater Sample Summary .....	2-12
2-5 Soil Sample Summary.....	2-12
3-1 Purge Volume Test Results.....	3-3
3-2 Summary of Soil Gas Duplicate Results.....	3-4
4-1 TCE and PCE Concentrations in Soil and Groundwater Samples .....	4-2
4-2 TCE and PCE Concentrations in Macro-Purge Soil Gas Samples .....	4-3
4-3 TCE and PCE Concentrations in Micro-Purge Soil Gas Samples .....	4-7
4-4 TCE Concentrations in Tubing-Type Cluster Soil Gas Samples .....	4-9
4-5 Summary of VOCs in Passive Diffusion Samplers .....	4-10
4-6 TCE and PCE in Passive Diffusion Samplers, Concentrations Converted to Soil Gas Units.....	4-13
4-7 Summary of TCE Concentrations in Paired Macro-purge and Micro-purge Samples .....	4-16

## LIST OF ACRONYMS AND ABBREVIATIONS

AETL	American Environmental Testing Laboratory, Inc.
AFB	Air Force Base
bgs	Below ground surface
DCA	Dichloroethane
DCE	Dichloroethene
DFA	Difluoroethane
DL	Detection Limit
DTSC	Department of Toxic Substances Control
EPA	U.S. Environmental Protection Agency
GC	Gas chromatograph
HPMG	H&P Mobile Geochemistry
IRP	Installation Restoration Program
$\mu\text{g}/\text{m}^3$	Micrograms per cubic meter
$\mu\text{g}/\text{L}$	Micrograms per liter
MDL	Method Detection Limit
ml	Milliliter
ml/min	Milliliters per minute
msl	Mean sea level
NAS	Naval Air Station
NERL	National Exposure Research Laboratory
ND	Not Detected
ORD	Office of Research and Development
PDS	Passive Diffusion Sampler
PEEK	Polyetheretherketone
PQL	Practical Quantitation Limit
QA	Quality Assurance
QAPP	Quality assurance project plan
QC	Quality Control
RPD	Relative percent difference
Tetra Tech EMI	Tetra Tech, EM Incorporated
TCE	Trichloroethene
VOC	Volatile organic compound

## 1.0 INTRODUCTION

Soil vapor data are widely used in site investigation and remediation projects to delineate volatile organic compound (VOC) vapor plumes, as a screening tool to refine soil and groundwater sampling efforts, to track the progress of soil remediation, and to assess the vapor intrusion pathway. Vapor intrusion is of particular concern, as it can be one of the main driving forces behind remediation at VOC sites. A critical issue in assessing the vapor intrusion pathway is the distribution and migration of VOCs from the subsurface source to the near surface environment.

It is commonly held that VOCs in a groundwater plume will migrate from groundwater through the vadose zone and either disperse to the atmosphere if the surface is uncovered, or accumulate beneath a cover (e.g., a building foundation), and potentially migrate into the indoor air of overlying structures (i.e. vapor intrusion). Numerical models have been developed to describe the migration of VOCs in the subsurface environment and to assess the effects of a building foundation or slab (Abreu and Johnson 2005). However, these models incorporate a variety of simplifying assumptions that have not been tested with field data. Overall, few data are available to document the behavior and distribution of VOC vapors through the soil column from groundwater to the surface/subslab environment.

Variation in sampling methods, field conditions, and analytical methods may result in variability in soil vapor measurements. This variability can be seen in differences in soil vapor data collected from the same location over time or collected from several adjacent locations at the same time. These sources of variation are essentially “noise” in the data, making it difficult to reach a clear understanding of the migration of VOCs in soils. A critical element in obtaining usable soil vapor data is the collection of representative samples. A variety of sample collection techniques are commonly used in the industry, but little data exist to evaluate the relative merits of the different methods.

There were two primary objectives for this investigation. The first objective was to measure the distribution of VOCs from the ground water source through the soil to the surface. This distributional information will be used to help improve our understanding of the mechanisms of vapor migration and intrusion. The second objective was to develop a robust data set of paired sample results with which to compare the innovative “micro-purge” sampling technique to the more common “macro-purge” technique. In the context of this investigation, “macro-purge” refers to probes constructed with standard tubing size (typically 1/8 inch) whereas “micro-purge” refers to probes constructed with a much smaller tubing size (0.01 inch). There were also two secondary objectives of this investigation: 1) install, retrieve, and analyze six sets of an aqueous-based, passive diffusion sampler (PDS) to evaluate the performance of this new sampling device, and 2) evaluate the effects of different tubing materials of construction on soil gas measurements.

## **2.0 SITE BACKGROUND AND PROBE LAYOUT**

The field sampling and analysis portion of this project was conducted at IRP Site 14, located on Naval Air Station (NAS) Lemoore. NAS Lemoore is located in the California Central Valley, approximately 40 miles south of Fresno and 180 miles north of Los Angeles (Figure 2-1).

### **2.1 IRP SITE 14 SETTING AND BACKGROUND**

IRP Site 14 is located in the operations area of NAS Lemoore and consists of maintenance buildings, hangars, and aircraft parking areas (Figure 2-1). Chlorinated VOCs are the primary contaminants that have been found in soil, soil gas, and groundwater at IRP Site 14 near the Building 180 hangar, the adjacent aircraft parking area, and near Buildings 188 and 170. The plume of chlorinated VOCs at IRP Site 14 is composed primarily of TCE and 1,1-dichloroethene (DCE), with minor amounts of 1,2-DCE, 1,1-dichloroethane (DCA), 1,2-DCA, and tetrachloroethene (PCE). Fuel residuals are also commingled with the chlorinated solvents; specific VOCs associated with the fuel residuals include trace amounts of benzene, toluene, ethylbenzene, and xylenes. Other VOCs detected at IRP Site 14 include chloroform and trichlorotrifluoroethane (Freon-113). Two discernable VOC plumes are present at IRP Site 14: one emanating from the Building 180 area, and one located south of Building 170 (Figure 2-1).

There are several suspected source areas including industrial wastewater lines (IWLs), storm drains, a manhole, a wash rack, and six former underground storage tanks (USTs). There are also possible spills or releases to unpaved areas or aircraft parking areas as a result of various practices associated with aircraft maintenance. However, all IWLs have been repaired or replaced, and all USTs at IRP Site 14 have been removed.

#### **2.1.1 Geology and Hydrogeology**

##### *2.1.1.1 Regional Geologic Setting*

NAS Lemoore is located in the San Joaquin Valley, the southern half of California's Central Valley, a 400-mile-long structural basin that borders the Sierra Nevada Mountain Range. The Central Valley is underlain by a large fault block that tilts down toward the west as the basement rock rose to the east to form the Sierra Nevada.

The valley has continuously subsided throughout the Pleistocene and Holocene periods. Subsidence steepened the gradients of rivers that emerge from the Sierra Nevada, promoting the development of alluvial fan deposits and their subsequent preservation. The fans themselves consist largely of coarse-grained channel deposits, as finer-grained sediments are discharged by floodwaters that spill out onto the plain beyond the toe of the fan. A similar process was active on the slopes of the Coast Ranges that borders the valley to the west.





R:\Navy\Lemoore\4306\301060303\Fig1\_Detail\_Site\_Map.dwg 03/30/2007 deborah.ford DN

**NAS Lemoore - Site14**  
 U.S. Navy, NAVFAC Southwest, San Diego, California

**FIGURE 2-1**  
**DETAILED SITE MAP**  
 STREAMSTO 65

**Tetra Tech EM Inc.**

NAS Lemoore is located immediately west of the trough of the valley. The trough is the lowest and most level portion of the valley. The ground surface elevation at NAS Lemoore is approximately 230 feet above mean sea level. Lakes and playas have occupied the trough repeatedly throughout Quaternary time, leaving behind lacustrine deposits. Lacustrine deposits at NAS Lemoore primarily consist of clay. The three most extensive lacustrine clays have all been mapped beneath NAS Lemoore; they are referred to as A Clay, C Clay, and E Clay. The A Clay underlies NAS Lemoore at a depth of approximately 50 feet below ground surface (bgs).

NAS Lemoore is also located near the outer edge of the Kings River alluvial fan. As a result, alluvial deposits interfinger with lacustrine clays beneath NAS Lemoore. Alluvial deposits are typically olive brown to olive gray in color and contain sporadic cemented horizons. In contrast to lacustrine deposits, alluvium is heterogeneous and contains stringers and lens-shaped sand channel deposits that grade laterally to silty floodplain deposits.

Sediments at IRP Site 14 have the characteristics of both alluvial and lacustrine environments, indicating pulses of alluvial deposition into a closed, possibly ephemeral lacustrine environment. Lacustrine environments generally dominate in periods of cooler, wetter climates, such as during periods of glaciation, the last of which occurred about the time the A Clay was deposited.

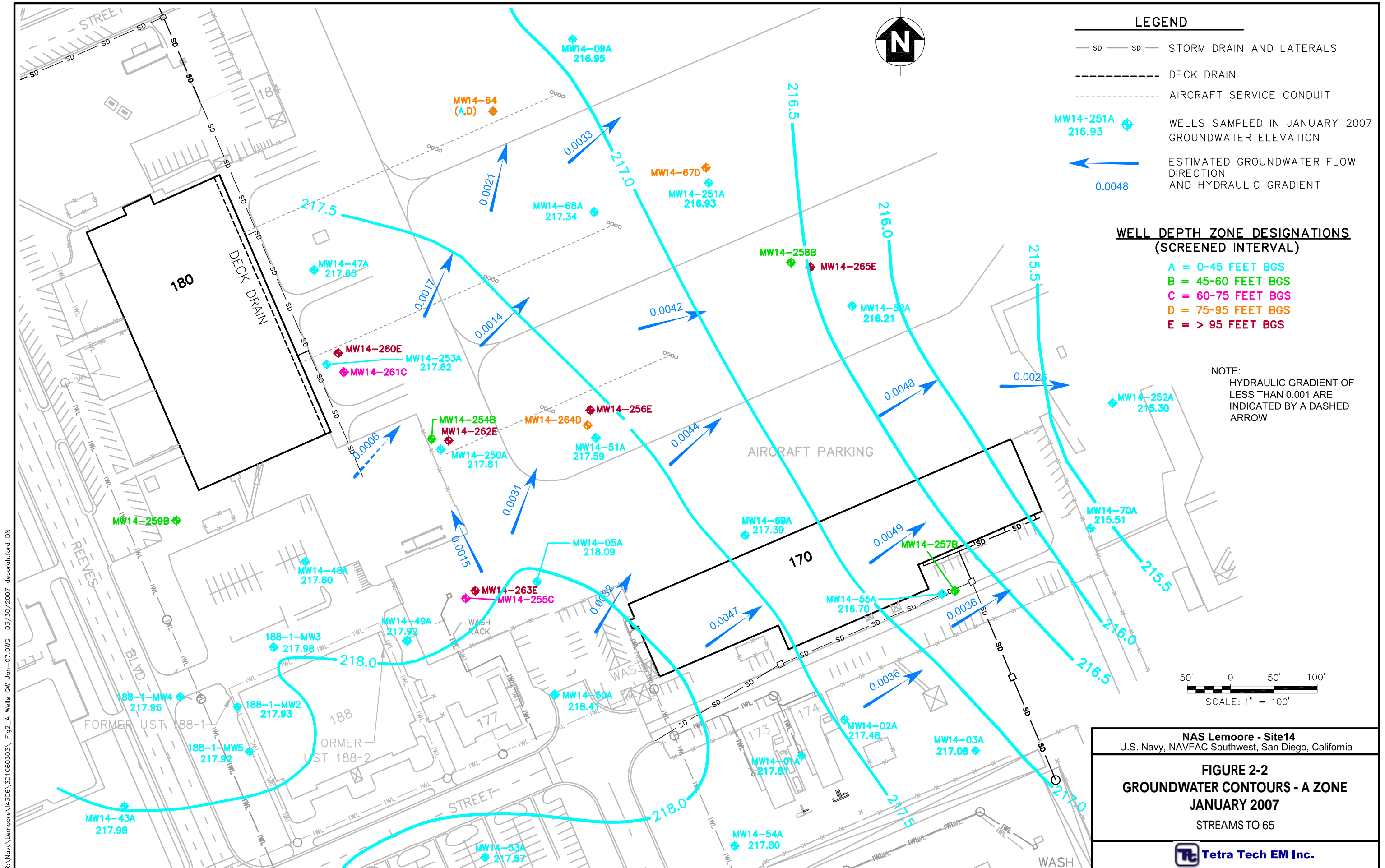
#### *2.1.1.2 IRP Site 14 Geology and Hydrogeology*

Geologic deposits beneath IRP Site 14 consist of an alluvial aquifer composed of sand, silty sand, and sandy silt interfingered with less permeable deposits of clayey silt and silty clay. The alluvial assemblage is interrupted by clay interbeds of lacustrine origin at various intervals.

Several groundwater bodies are present beneath IRP Site 14. The shallow uppermost groundwater body is designated as the A zone aquifer and has the A Clay defining its lower boundary. Depth to A zone groundwater ranges from 10 to 14 feet bgs. The predominant site-wide groundwater flow in the A zone aquifer is to the northeast, with a gradient on the order of 0.004 feet per foot (Figure 2-2).

The A-Clay appears to be laterally continuous across the site between depths of 45 and 50 feet (~35 feet below the groundwater table and the deepest soil vapor probes). Several cores through the A-Clay have been obtained for the IRP investigation at Site 14, and it is typically logged as a stiff clay with low plasticity but does not appear reduced (Table 2-1). Geotechnical samples collected in this interval exhibited a relatively high fraction of organic carbon of between 1 and 2 percent.

Alluvium in the A zone aquifer (approximately 12 to 45 feet bgs) consists largely of granular alluvium (predominantly sands), especially in the vicinity of the perceived TCE source locations. This granular alluvium appears to pinch out to the northeast of Site 14. Geotechnical samples collected below the water table in the 20- to 24- foot bgs range consisted of 70 to 80 percent sand with relatively high effective porosities (15 to 18 percent). However, these sandy soils are not representative of soils in the Site 14 vadose zone (where the STREAMS vapor probes are installed), which were visually logged as being predominantly silts and clays (to be verified by the soil samples collected during the equilibration study). Limited soil physical property data for the vadose zone and A-zone aquifer soils at Site 14 are presented in Table 2-2.



R:\Navy\Lemoore\4306\301060303\Fig2\_A\_Wells\_GW\_Jan-07.DWG 03/30/2007 deborah.ford DN

**NAS Lemoore - Site14**  
U.S. Navy, NAVFAC Southwest, San Diego, California

**FIGURE 2-2**  
**GROUNDWATER CONTOURS - A ZONE**  
**JANUARY 2007**  
STREAMS TO 65

**Tetra Tech EM Inc.**

**Table 2-1  
Typical Characteristics of the A Clay**

<b>PARAMETER</b>	<b>RESULT</b>
Clay (%)	21.72
Dry Bulk Density (lbs/ft <sup>3</sup> )	96.77
Bulk Density (lbs/ft <sup>3</sup> )	123.81
Moisture Content (%)	27.94
Fraction Organic Carbon (%)	1.40
Percent Gravel (%)	0.00
Percent Sand (%)	9.15
Percent Silt Or Percent Clay (%)	90.85
Porosity, Effective	0.03
Porosity, Total	0.40
Tetra Tech Borelog USCS Classification	clayey silt
Geotechnical Analysis Classification	lean clay

**Table 2-2  
Properties of the Vadose Zone and A-Zone Aquifer**

<b>PARAMETER</b>	<b>RESULT</b>	
	<b>Vadose zone</b>	<b>A-zone aquifer</b>
Clay (%)		4.2 – 6.1
Dry Bulk Density ( lbs/ft <sup>3</sup> )		95.5 – 95.9
Bulk Density ( lbs/ft <sup>3</sup> )		113.4 – 113.5
Moisture Content (%)	12 – 37	18.3 – 18.8
Fraction Organic Carbon (%)	0.28 – 0.48	0.80 – 0.90
Percent Gravel (%)		0.0 – 0.6
Percent Sand (%)		73 – 80
Percent Silt Or Percent Clay (%)		19.7 – 27.1
Porosity, Effective		0.15 – 0.18
Porosity, Total	0.45 – 0.60	0.40 – 0.41
Permeability, Effective (millidarcy)	4.3 – 3.7	
Tetra Tech Borelog USCS Classification	Clay and silt	medium sand
Geotechnical Analysis Classification		silty sand

The other two extensive clay layers beneath the site are the C- and E-Clays. The C-Clay is about 250 feet bgs and the E-Clay about 680-720 feet bgs (the E-Clay extends throughout the central valley and is also called the Corcoran Clay - it is the major confining unit in the valley). All three of the clay layers are lacustrine.

The hydrogeology of the shallow-upper aquifer beneath IRP Site 14 can be characterized as a heterogeneous alluvial aquifer with a relatively flat water table and limited vertical connection to underlying aquifer zones. The low-permeability silt and clay units within the aquifer may restrict lateral movement of contaminants. Downward movement of dissolved contaminants is likely impeded by the lacustrine clay interbeds, which may constitute locally continuous aquitards.



The quality of the shallow groundwater is generally poor because of elevated salinity that is likely a result of irrigation practices in an arid environment. For example, sulfate concentrations above 10,000 milligrams per liter (mg/L) are not uncommon at NAS Lemoore.

### **2.1.2 Chlorinated Solvent Plume Conditions**

Groundwater monitoring results for TCE obtained in January 2007 are presented on Figure 2-3. TCE is the primary chemical of concern in groundwater. The most significant concentrations (above 1,000 micrograms per liter [ $\mu\text{g/L}$ ]) are found adjacent to and east of Building 180 at monitoring wells MW14-51A, MW14-68A, MW14-250A, and MW14-254B; however, this is a high-traffic area used for aircraft parking and consists of an excessively thick 18- to 24-inch concrete slab; both of which rendered the area unsuitable for this study. The area used for this investigation is adjacent to and southeast of Building 170. TCE was detected in groundwater from monitoring well MW14-70A at a concentration of 230  $\mu\text{g/L}$  in January 2007 (Figure 2-3).

### **2.1.3 Selection of IRP Site 14**

Site 14 was selected as a suitable location for this investigation because: (1) it provides a study area over a well-defined, shallow chlorinated solvent plume, (2) a variety of buildings with slab-on-grade foundations are present at the site, and (3) Tetra Tech EMI has an established working relationship with the environmental program staff at NAS Lemoore.

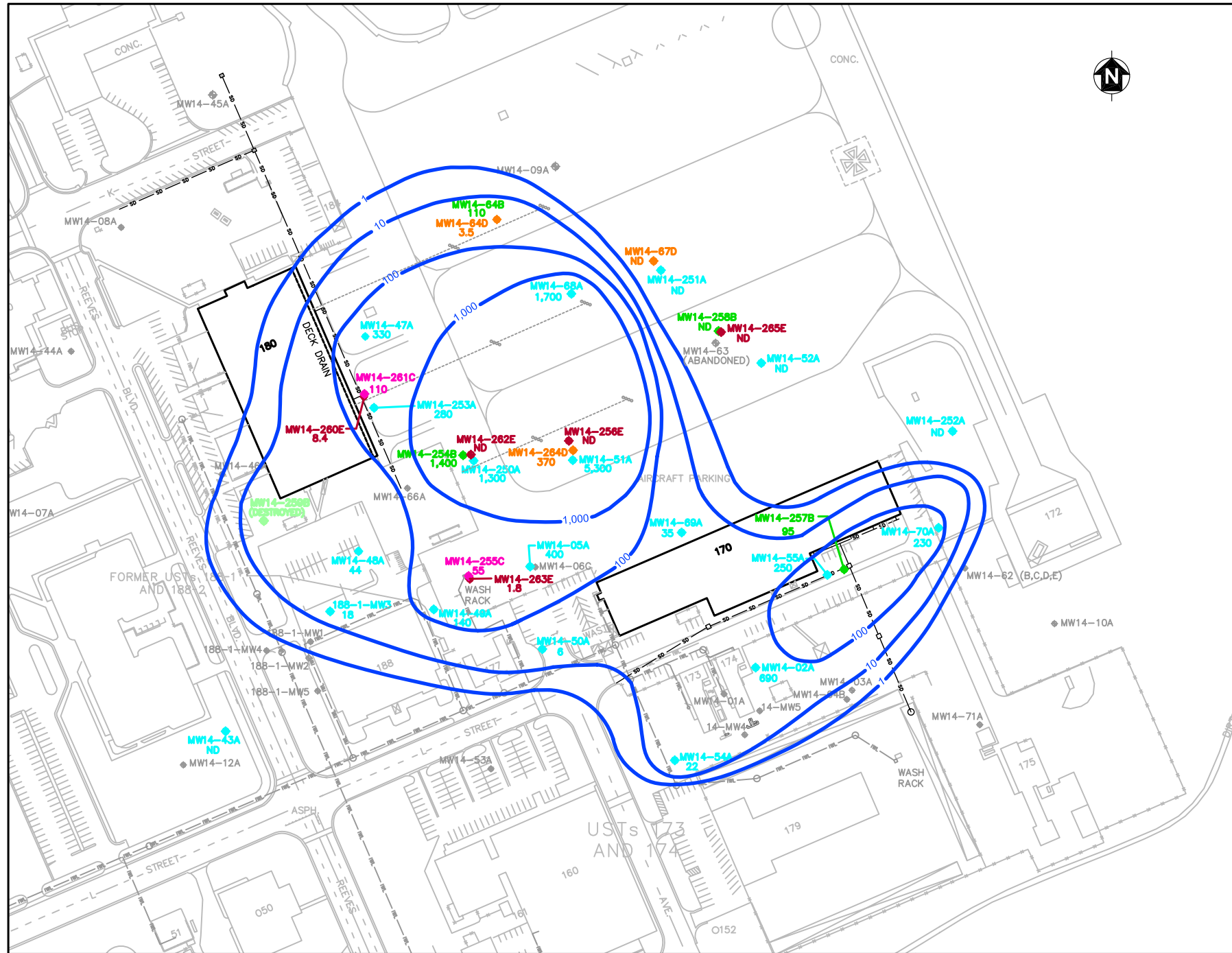
## **2.2 SOIL VAPOR PROBE TRANSECTS**

The following paragraphs summarize the installation of the soil gas probe array at IRP Site 14. Details of the drilling and probe installation activities are presented in the *Sampling Trip Report* (Appendix A).

In the Quality Assurance Project Plan (QAPP) (Tetra Tech 2008), a sampling site over and adjacent to the former Building 173 foundation was proposed; however, during an initial mobilization to install sampling probes, it was determined that there were insufficient VOC concentrations in the soil vapor in this area (Appendix A). Therefore, the original transects were abandoned and an alternative site located adjacent to and east of Building 170 was selected (Figure 2-4).

### **2.2.1 Macro-Purge Vapor Probes**

Two transects of six macro-purge sampling locations were established at the Site. The locations are in two lines (transects) oriented approximately east-west. Locations in the southern (primary) transect were designated ST-1 through ST-6. Locations in the northern (secondary) transect were designated NT-1 through NT-6 (Figure 2-4). Locations ST-1 and NT-1 are on the concrete pad adjacent to Building 170. Locations ST-2 and NT-2 are also on the concrete pad, but at the east edge of it. Locations ST-3 and NT-3 are off the paving, but immediately adjacent to the concrete pad. Locations ST-4, ST-5, ST-6, NT-4, NT-5, and NT-6 are in the unpaved area east of the concrete pad (Figure 2-4). At each location, soil vapor probes were installed at 2, 4, 7, and 10 feet bgs. At locations ST-1, ST-2, NT-1, and NT-2 subslab soil vapor probes were installed immediately below the concrete pad. In addition, at locations ST-3 and ST-6, "tubing type clusters" were installed at 6.25 feet bgs.



WELL	SITE 14 TCE CONCENTRATIONS (µg/L)									
	FIRST ANNUAL				SECOND ANNUAL			TRIAD		
	1	2	3	4	5	6	7	8	9 (QTR 1)	10 (QTR 2)
DATE	NOV-99	FEB-00	MAY-00	AUG-00	JUNE-01	OCT-01	SEPT-05	MARCH-06	OCT-06	JAN-07
MW14-01A	49	60	53	50	56	61	--	--	--	--
MW14-02A	43	68	74	70	61	72	310	210	45	690
MW14-03A	190	200	200	230	190	180	--	--	--	--
MW14-04B	140	91	120	120	82	86	--	--	--	--
MW14-05A	620	400	310	220	80	600	490	400	350	400
MW14-07A	ND	ND	ND	ND	--	--	--	--	--	--
MW14-08A	2	5	11	6	ND	--	--	--	--	--
MW14-09A	ND	ND	ND	ND	ND	ND	--	--	--	--
MW14-10A	ND	ND	ND	ND	ND	ND	--	--	--	--
MW14-11A	ND	ND	ND	ND	ND	ND	--	--	--	--
MW14-12A	ND	ND	ND	ND	ND	ND	--	--	--	--
14-MW4	11	14	--	--	--	--	--	--	--	--
14-MW5	--	--	55	100	100	110	--	--	--	--
188-1-MW-1	9	ND	ND	12	--	--	--	--	--	--
188-1-MW-2	15	ND	6	13	ND	6	--	--	--	--
188-1-MW-3	20	15	16	30	18	20	18	20	19	18
188-1-MW-4	4	4	5	5	7	5	--	--	--	--
188-1-MW-5	3	3	3	3	3	--	--	--	--	--
MW14-43A	ND	ND	ND	ND	--	0.2	--	--	ND	ND
MW14-44A	ND	ND	ND	ND	ND	--	--	--	--	--
MW14-45A	3	2	2	2	--	2	--	--	--	--
MW14-46A	140	130	110	75	63	75	--	--	--	--
MW14-47A	2,900	1,500	1,600	1,200	1,100	1,000	340	350	330	330
MW14-48A	100	--	110	100	110	150	53	43	46	44
MW14-49A	160	130	140	150	150	140	160	170	130	140
MW14-50A	4	3	3	2	ND	8	23	11	25	6
MW14-51A	1,300	3,200	3,200	3,300	970	3,000	4,700	5,100	5,700	5,300
MW14-52A	ND	ND	ND	ND	29	ND	ND	ND	ND	ND
MW14-53A	ND	ND	ND	ND	ND	--	--	--	--	--
MW14-54A	12	16	12	17	18	25	9.5	11	20	22
MW14-55A	470	830	480	820	360	370	310	410	260	250
MW14-64B	--	--	--	0.5	ND	3	35	75	110	110
MW14-64D	--	--	ND	--	--	--	1.2	2.2	2.7	3.5
MW14-65A	--	--	--	--	ND	ND	--	--	--	--
MW14-66A	--	--	--	--	500	380	--	--	--	--
MW14-67D	--	--	--	--	ND	ND	ND	ND	ND	ND
MW14-68A	--	--	--	--	400	580	1,800	2,500	2,200	1,700
MW14-69A	--	--	--	--	18	38	35	37	35	35
MW14-70A	--	--	--	--	ND	5	97	150	190	230
MW14-71A	--	--	--	--	33	50	--	--	--	--
MW14-250A	--	--	--	--	--	--	1,500	1,500	1,200	1,300
MW14-251A	--	--	--	--	--	--	ND	ND	ND	ND
MW14-252A	--	--	--	--	--	--	ND	ND	ND	ND
MW14-253A	--	--	--	--	--	--	320	380	320	280
MW14-254B	--	--	--	--	--	--	1,400	1,700	1,700	1,400
MW14-255C	--	--	--	--	--	--	64	71	52	55
MW14-256E	--	--	--	--	--	--	ND	0.21	ND	ND
MW14-257B	--	--	--	--	--	--	57	65	84	95
MW14-259B	--	--	--	--	--	--	ND	ND	ND	ND
MW14-259D	--	--	--	--	--	--	2.1	--	--	--
MW14-260E	--	--	--	--	--	--	ND	9.8	11	8.4
MW14-261C	--	--	--	--	--	--	24	55	85	110
MW14-262E	--	--	--	--	--	--	0.49	ND	ND	ND
MW14-263E	--	--	--	--	--	--	0.52	2.3	2.9	1.8
MW14-264D	--	--	--	--	--	--	59	81	370	340
MW14-265E	--	--	--	--	--	--	ND	ND	ND	ND

**LEGEND**

--- STORM DRAIN AND LATERALS  
 --- DECK DRAIN  
 --- AIRCRAFT SERVICE CONDUIT

MW14-252A  
 ● WELLS SAMPLED OCTOBER 2006

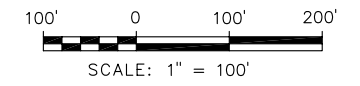
--- TCE CONTOUR ("A" ZONE)

µg/L MICROGRAMS PER LITER  
 ND NON-DETECT  
 -- NOT SAMPLED  
 TCE TRICHLOROETHENE

**WELL DEPTH DESIGNATIONS**

A = 0-45 FEET BGS  
 B = 45-60 FEET BGS  
 C = 60-75 FEET BGS  
 D = 75-95 FEET BGS  
 E = > 95 FEET BGS

**NOTES:**  
 TCE DETECTION LIMIT IS 0.14 µg/L.  
 MW14-259B WAS DESTROYED BY CONSTRUCTION ACTIVITIES PRIOR TO MARCH 2006 SAMPLING EVENT.



NAS Lemoore - Site 14  
 U.S. Navy, NAVFAC Southwest, San Diego, California

**FIGURE 2-3**  
**TRICHLOROETHENE PLUME**  
**IN THE A ZONE AQUIFER**  
**JANUARY 2007**

STREAMS TO 65

**Tetra Tech EM Inc.**

R:\Navy\Lemoore\4306\301060303\Plots\Site 14\_Site 14\_TCE Jan\_07.DWG 03/20/2007 deborah.lord DN

The tubing-type clusters consist of a bundle of six different tubing types, each with a gas-permeable tip, installed similarly to the other macro-purge soil gas probes. The tubing types were stainless steel, copper, polyetheretherketone (PEEK), Teflon, Nylaflo, and polyethylene. All of the tubing types were 1/8-inch diameter with the exception of the polyethylene, which was only available in 1/4-inch diameter.

The individual probes were identified by the location ID and the depth separated by a dash (e.g., the probe installed at 4 feet bgs at location ST-1 is designated ST1-4). The subslab probes were identified with the location ID and "SS" (e.g. ST1-SS). Table 2-1 provides a summary of the probe installation details.

The sampling probes were installed in pilot holes advanced to 10 feet bgs, or to groundwater at depths between 10.7 and 11.5 feet bgs, using a direct push system. Grab groundwater samples were collected at the seven locations advanced to groundwater (Table 2-2). Soil samples were collected from the pilot holes at the probe installation depths (i.e., 2, 4, 7, and 10 feet bgs) at each of the locations (Table 2-3). Soils encountered in the pilot holes consisted primarily of silty sands, clayey sands, and clays.

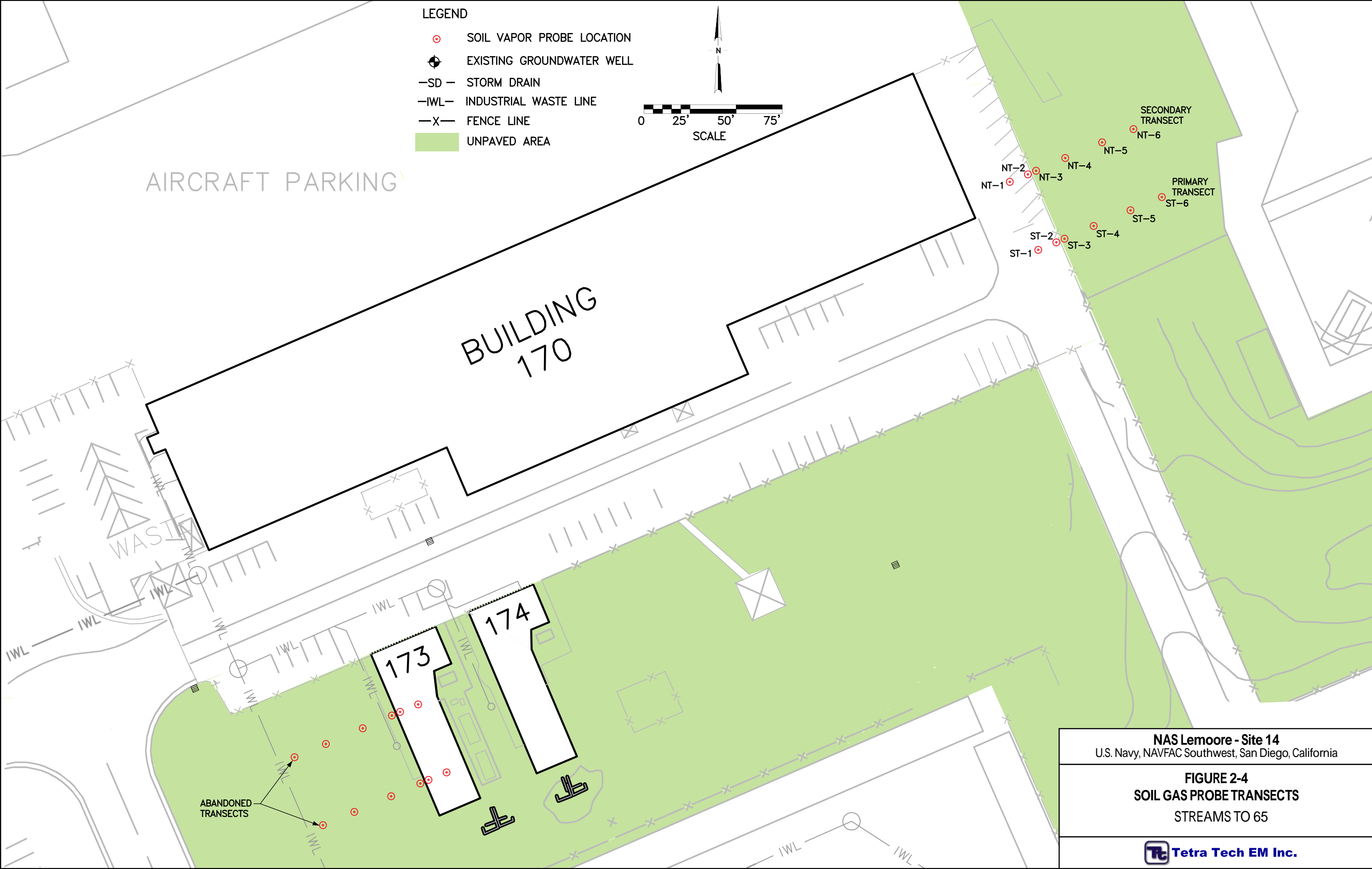
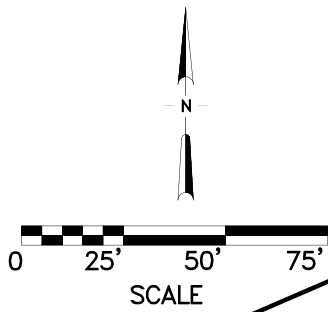
Soil vapor probes were constructed as follows. Approximately 3 inches of #3 sand was poured into the bottom of the pilot holes. A 1-inch long gas-permeable membrane sampling probe, attached to 1/8-inch diameter Nylaflo tubing, was then lowered through the drill rod to the top of the sand. Additional sand was then poured around the sampling probe until it extended approximately 2 inches above the membrane to form an approximately 6-inch long sand pack around the sample point (tubing type clusters were installed with an approximately 18-inch long sand pack to accommodate the larger purge volume that would be associated with purging multiple probes in quick succession). Approximately 12 inches of dry bentonite was then placed on top of the sand pack, followed by hydrated bentonite to approximately 3 inches below the next sampling depth (i.e. 7 feet bgs). This process was repeated to install four nested soil vapor probes in each pilot hole. At locations on the concrete pad, the subslab vapor probes were installed in the same way, but in a separate, 1-inch diameter hole that was drilled through the concrete with an electric hammer drill. The sampling probes were completed at the surface with approximately 18 inches of Nylaflo tubing extending out of the ground and a Swagelok valve was inserted into the end of the tubing. A schematic diagram of the probe installations is provided in Figure 2-5. The subslab vapor probes were installed 1 foot or less from the corresponding macro-probes (see Appendix A photograph 14 for visual example).

### **2.2.2 Micro-Purge Vapor Probes and Passive Diffusion Sampler Wells**

Concurrently with the installation of the macro-purge vapor probes, EPA installed micro-purge vapor probes and passive diffusion sampler (PDS) wells. Micro-purge vapor probes were collocated with the macro-purge vapor wells in the primary transect (locations ST-1 through ST-6) at depths of 2, 4, 7, and 10 feet bgs. Subslab micro-purge vapor wells were not installed. The micro-purge vapor probes consisted of 0.01-inch inner diameter (ID) stainless steel tubing epoxied into steel point holders. The stainless steel tubing was threaded through the drill-rods, which were driven to the target sampling depth using the EPA-operated direct-push rig. Upon reaching the target depth, the drill rod was pulled up approximately 1 inch to expose the drop-off point to the vadose zone. The drill rods were left in place during sampling in order to seal out ambient air; thus micro-purge probes at multiple depths were installed in separate boreholes, rather than being nested in a single boring.

Passive diffusion sampler wells consisted of 2-inch diameter PVC blank casing, with an approximately 2-inch long screened interval at the bottom. The PDS wells were installed in boreholes drilled to the target sampling depth using the EPA operated direct push rig. PDS wells were installed at locations NT-5 and NT-6 in the abandoned transect adjacent to the former Building 173 foundation, and locations ST-1, ST-2, ST-3, and ST-5 in the primary transect. Subslab PDS wells were not installed.

- LEGEND**
- SOIL VAPOR PROBE LOCATION
  - ⊕ EXISTING GROUNDWATER WELL
  - SD- STORM DRAIN
  - IWL- INDUSTRIAL WASTE LINE
  - X- FENCE LINE
  - UNPAVED AREA



AIRCRAFT PARKING

BUILDING 170

WASTEWATER

173

174

ABANDONED  
TRANSECTS

**NAS Lemoore - Site 14**  
U.S. Navy, NAVFAC Southwest, San Diego, California

**FIGURE 2-4**  
**SOIL GAS PROBE TRANSECTS**  
STREAMS TO 65





**Table 2-3  
Macro-Purge Soil Gas Probe Installation Details**

<b>Location ID</b>	<b>Probe ID</b>	<b>Installation Date</b>	<b>Coordinates (Easting/ Northing)</b>	<b>Distance between probes (feet)<sup>1</sup></b>	<b>Probe Depth (feet bgs)</b>	<b>Length of Sandpack (inches)</b>	<b>System Volume (ml)</b>
ST-1	ST1-SS	February 11	5988987.22/ 2674264.40	0	Subslab	2	2
	ST1-2				2	6	4
	ST1-4				4	6	6
	ST1-7				7	6	9
	ST1-10				10	6	12
ST-2	ST2-SS	February 11	5989001.35/ 2674270.68	15	Subslab	2	2
	ST2-2				2	6	4
	ST2-4				4	6	6
	ST2-7				7	6	9
	ST2-10				10	6	12
ST-3	ST3-2	January 18	5989007.09/ 2674271.47	5	2	6	4
	ST3-4				4	6	6
	ST3-7				7	6	9
	ST3-10				10	6	12
	Tubing				6.25	18	7 (28) <sup>1</sup>
ST-4	ST4-2	January 22	5989024.26/ 2674281.30	20	2	6	4
	ST4-4				4	6	6
	ST4-7				7	6	9
	ST4-10				10	6	12
ST-5	ST5-2	January 22	5989042.33/ 2674289.17	20	2	6	4
	ST5-4				4	6	6
	ST5-7				7	6	9
	ST5-10				10	6	12
ST-6	ST6-2	January 18	5989060.69/ 2674296.24	20	2	6	4
	ST6-4				4	6	6
	ST6-7				7	6	9
	ST6-10				10	6	12
	Tubing				6.25	18	7 (28) <sup>2</sup>
NT-1	NT1-SS	February 12	5988972.30/ 2674294.76	0	Subslab	2	2
	NT1-2				2	6	4
	NT1-4				4	6	6
	NT1-7				7	6	9
	NT1-10				10	6	12

**Table 2-3 (cont.)  
Macro-Purge Soil Gas Probe Installation Details**

<b>Location ID</b>	<b>Probe ID</b>	<b>Installation Date</b>	<b>Coordinates (Easting/Northing)</b>	<b>Distance between probes (feet)</b>	<b>Probe Depth (feet bgs)</b>	<b>Length of Sandpack (inches)</b>	<b>System Volume (ml)</b>
NT-2	NT2-SS	February 12	5988986.95/ 2674302.07	15	Subslab	2	2
	NT2-2				2	6	4
	NT2-4				4	6	6
	NT2-7				7	6	9
	NT2-10				10	6	12
NT-3	NT3-2	January 22	5988990.25/ 2674303.85	5	2	6	4
	NT3-4				4	6	6
	NT3-7				7	6	9
	NT3-10				10	6	12
NT-4	NT4-2	January 18	5989011.36/ 2674313.23	20	2	6	4
	NT4-4				4	6	6
	NT4-7				7	6	9
	NT4-10				10	6	12
NT-5	NT5-2	February 12	5989026.97/ 2674321.15	20	2	6	4
	NT5-4				4	6	6
	NT5-7				7	6	9
	NT5-10				10	6	12
NT-6	NT6-2	February 12	5989045.05/ 2674328.40	20	2	6	4
	NT6-4				4	6	6
	NT6-7				7	6	9
	NT6-10				10	6	12

**Definitions:**

- 1 Distance between probes is the distance from the next nearest probe. ST-1 and NT-1 are the starting points.
  - 2 Polyethylene tubing was 1/4 inch in diameter (4 ml/foot), all other tubing types were 1/8 inch in diameter (1 ml/foot). The system volume for the polyethylene tubing is shown in parentheses.
- bgs - below ground surface  
ml - milliliters

**Table 2-4  
Groundwater Sample Summary**

<b>Location</b>	<b>Depth (feet bgs)</b>	<b>Sample ID</b>	<b>Collection Date</b>
NT-1	11.2	NT1-GW	2/12/08
NT-3	NR	NT3-GW	1/22/08
NT-6	10.7	NT6-GW	2/12/08
ST-1	10.9	ST1-GW	2/11/08
ST-2	11.2	ST2-GW	2/11/08
ST-4	11.5	ST4-GW	1/22/08
ST-6	10.7	ST6-GW	2/12/08

**Definitions:**

NR not recorded

GW groundwater

**Table 2-5  
Soil Sample Summary**

<b>Location</b>	<b>Depth (feet bgs)</b>	<b>Sample ID</b>	<b>Collection Date</b>
NT-1	2	NT1-2	2/12/08
	4	NT1-4	2/12/08
	7	NT1-7	2/12/08
	10	NT1-10	2/12/08
NT-2	2	NT2-2	2/12/08
	4	NT2-4	2/12/08
	7	NT2-7	2/12/08
	10	NT2-10Q	2/12/08
NT-3	2	NT3-2	1/22/08
	4	NT3-4	1/22/08
	7	NT3-7	1/22/08
	10	NT3-10	1/22/08
ST-4	4	ST4-4	1/22/08
	7	ST4-7Q	1/22/08
	10	ST4-10	1/22/08
ST-5	10	ST5-10	1/22/08
	10	FieldDup4	1/22/08

**Definition:**

Q sample used for matrix spike/matrix spike duplicate analyses

**2.3 EXPERIMENTAL DESIGN**

The primary objectives of this investigation were to: 1) assess the vertical and horizontal distribution of VOCs in soils from groundwater to the slab/near-surface environment, and 2) develop a robust data set of paired sample results with which to compare the innovative “micro-purge” sampling technique to the more common “macro-purge” technique. There were also two secondary objectives: 1) compare VOC concentrations detected in “active” soil gas samples (i.e., gas samples obtained by applying a vacuum to a probe installed at depth) to the concentrations detected in PDSs, and 2) evaluate the effects of different tubing materials of construction on soil gas measurements.

To achieve the project objectives, the soil gas sampling transects described in Section 2.2 were installed at IRP Site 14 on NAS Lemoore, and multiple samples were collected from each probe to develop a three-dimensional picture of the distribution of VOCs in the vadose zone. Soil gas samples from collocated “micro-purge” wells were collected to assess the performance of the “micro-purge” technique in relation to the standard “macro-purge” technique. Samples from wells with different tubing types were collected to evaluate the impact of tubing type. Finally, PDSs were installed and retrieved to allow comparison of PDS results to active soil gas measurement results.

1/8-INCH OD  
NYLAFLOW TUBING

TO  
SURFACE

GAS PERMEABLE  
MEMBRANE

HYDRATED  
GRANULAR  
BENTONITE

DRY GRANULAR  
BENTONITE

#2/12 SAND  
PACK

NOT TO SCALE

NAS Lemoore - Site14  
U.S. Navy, NAVFAC Southwest, San Diego, California

**FIGURE 2-5  
NESTED SOIL GAS PROBE  
CONSTRUCTION SCHEMATIC**

STREAMS TO 65

 Tetra Tech EM Inc.

### **3.0 SAMPLING AND ANALYSIS**

The following sections describe the sampling and analysis procedures used during the investigation.

#### **3.1 SAMPLE COLLECTION**

Active soil gas sample collection consists of two primary components. The first is purging the probe to remove ambient air and any other gases not representative of subsurface conditions at the target sampling depth. The second is collection of the soil gas sample into an appropriate container for transfer to the analytical instrument. Based on the results of five purge tests conducted at a subset of the probes and the results of the Task Order (TO) 05 investigation (EPA 2007), the volume of gas removed from each probe prior to sampling (the purge volume) was set at three system volumes (i.e., the volume of the gas permeable tip plus the tubing). The system volumes for the macro-purge probes are provided in Table 2-1. Probes were purged at a rate of approximately 200 milliliters per minute (ml/min). The sample volume from macro-purge probes was set at 20 ml, and the samples were collected in 60-ml, disposable, polypropylene syringes. Soil gas sampling commenced after a minimum equilibration time of 14 days.

Samples from micro-purge soil gas probes were collected in 2.5-ml glass syringes. System volumes of the micro-purge probes were 2.025 ml for the 2-foot probes, 2.075 ml for the 4-foot probes, 2.125 ml for the 7-foot probes, and 2.150 ml for the 10-foot probes. One system volume was purged from each micro-purge soil gas probe prior to collecting a 2.5-ml sample. Soil gas samples were analyzed on-site in a mobile laboratory operated by HPMG.

Intact soil cores were retrieved from the transect boreholes in clear, acetate sleeves used as liners in the drill rod. Soil sample aliquots for VOC analyses were collected from the acetate sleeves and transferred directly to VOA vials containing methanol and sodium bisulfate preservatives in accordance with EPA SW-846 Method SW5035 (EPA 1996). Soil samples were submitted to American Environmental Testing Laboratory, Inc. (AETL), located in Burbank, California for VOC analysis via EPA SW-846 Method 8260B (EPA 1997).

Grab groundwater samples were collected by placing 1-inch diameter slotted PVC screen down the borehole to a depth approximately 1 foot below the static water level and then allowing the groundwater level to re-equilibrate. After the water level stabilized, standing water (one volume) was purged from the screen using a bailer, and then a sample was collected in VOA vials containing hydrochloric acid preservative. Groundwater samples were submitted to AETL for VOC analysis via EPA SW-846 Method 8260B.

Passive Diffusion Samplers were inserted into the PDS wells in accordance with EPA instructions (Appendix B) and left in place for a minimum of 30 days to equilibrate. The PDSs were then removed from the wells and submitted to AETL for VOC analysis via EPA SW-846 Method 8260B.

#### **3.2 MOBILE LABORATORY**

Soil gas samples collected for this investigation were analyzed on-site using a mobile laboratory operated by HPMG. Details of the analytical method, equipment, and detection limit (DL) are provided below.

##### **3.2.1 Analytical Method**

Soil gas samples were analyzed by direct injection using EPA SW-846 Method 8021 (EPA 1996). Method 8021 is a gas chromatography method using a photoionization detector (PID) and an electron capture detector (ECD). This method is faster, more sensitive, and has a larger linear dynamic operating

range than gas chromatography/mass spectrometry (GC/MS) methods. The contaminants of concern at IRP Site 14 (i.e., TCE and PCE) had been previously identified based on IRP investigation data (Section 2.1.2); therefore, the compound identification advantages of GC/MS were not warranted. The target compound list for this project was limited to TCE and PCE.

Soil gas samples collected during this investigation were sub-sampled using a 1.0-ml syringe and injected directly into the gas chromatograph injection port. The injection syringes were flushed with the sample two times prior to injection to ensure the injected aliquot was representative of the field sample and were flushed several times with clean air between injections or discarded.

The analyses were performed following EPA method 8000 protocols, modified for soil gas. Modifications from the EPA method consisted of the project-specific analyte list, absence of matrix spike samples and surrogates, and changes in calibration protocols as discussed in Section 3.3.2.

### 3.2.2 Equipment

The following equipment was utilized by the mobile laboratory for this project.

- **Instrument:** SRI 8610 Gas Chromatograph
- **Column:** 30 meter DB-61, megabore capillary.
- **Carrier flow:** Nitrogen at 10 ml/min.
- **Detectors:** PID and ECD.
- **Column oven:** 80°C isothermal

### 3.2.3 Detection Limits

The DL for the target compounds was 50 µg/m<sup>3</sup>.

## 3.3 QUALITY ASSURANCE/QUALITY CONTROL

### 3.3.1 Field Quality Control Protocols

Leak tests were performed on five probes to monitor the integrity of the probe system and surface seals. Leak tests were conducted at probes ST2-2, ST4-2, ST6-2, NT1-2, and NT3-2. The 2-foot bgs probes were selected for leak checks as they are considered the most likely to fail. Leak tests were conducted by placing a cloth rag in a plastic bag, saturating the rag with 1,1-difluoroethane (DFA), placing the bag over the surface completion of the probe, and then purging the probe normally and collecting a sample. If DFA was detected in the sample, then it would have been concluded that the probe was not sealed properly from the atmosphere. Leak check samples were collected in Tedlar bags and sent back to HPMG's fixed laboratory for analysis, as the mobile laboratory was not equipped to analyze for DFA. No DFA was detected in any of the samples associated with the leak checks.

Purge volume tests were conducted to determine the optimum volume of gas to purge from each probe prior to sample collection. Purge tests were conducted on probes ST1-10, ST2-10, and ST3-10 (Table 3-1). The purge tests consisted of purging one or two system volume and then collecting a sample, purging another one or two system volumes (for a total of two or three) and collecting a sample, and purging another two or three system volumes (for a total of five), and collecting a sample. The sample results were then compared to determine what purge volume yielded the highest measured VOC concentrations. The results of the purge volume tests did not convincingly indicate that any tested purge

volume was superior to the others. Therefore, the standard three system-volume purge was used for subsequent sampling.

**Table 3-1**  
**Purge Volume Test Results ( $\mu\text{g}/\text{m}^3$ )**  
**IRP Site 14**  
**NAS Lemoore, California**

Analyte		TCE		PCE
Detection Limit		50		50
<b>Sample ID</b>	<b>Date</b>			
ST1-10 1PV	25-Feb-08	>29,000	E	590
ST1-10 2PV	25-Feb-08	19,000		ND
ST1-10 5PV	25-Feb-08	24,000		ND
ST2-10 2PV	26-Feb-08	1,700		ND
ST2-10 3PV	26-Feb-08	1,600		ND
ST2-10 5PV	26-Feb-08	1,600		ND
ST3-10 2PV	25-Feb-08	1,400		ND
ST3-10 3PV	25-Feb-08	2,200		ND
ST3-10 5PV	25-Feb-08	420		ND

**Definitions:**

- DL - detection limit
- E - estimated (exceeded calibration range)
- $\mu\text{g}/\text{m}^3$  - micrograms per cubic meter
- ND - not detected; result is less than the DL
- PCE - tetrachloroethene
- TCE - trichloroethene

Field duplicate samples were collected to measure the reproducibility and precision of the total sampling system. Field duplicate samples were collected at a rate of approximately 11 percent from macro-purge probes and 14 percent from micro-purge probes. All quantifiable soil gas field duplicate results were within the QAPP specified criterion of  $\pm 40$  relative percent difference (RPD). A summary of the duplicate results for soil gas samples is provided in Table 3-2. One field duplicate soil sample was analyzed for the set of 16 field samples analyzed (rate of approximately 6 percent). The results were not detected (ND) for all analytes, therefore an RPD could not be calculated. Field duplicate groundwater samples were not collected.

### 3.3.2 Mobile Laboratory Quality Control Protocols

The laboratory data package, including Chain-of-Custody forms and sample results is provided in Appendix C.

#### 3.3.2.1 Laboratory Data Logs

The field chemist maintained analytical records, including date and time of analysis, sampler's name, chemist's name, sample identification number, concentrations of compounds detected, calibration data, and any unusual conditions.



**Table 3-2**  
**Summary of Soil Gas Duplicate Results ( $\mu\text{g}/\text{m}^3$ )**  
**IRP Site 14**  
**NAS Lemoore, California**

Probe	Date	TCE			PCE		
		Primary	Duplicate	RPD	Primary	Duplicate	RPD
<b>Macro-Purge</b>							
NT2-2	2/26/2008	ND	ND	NA	ND	ND	NA
NT4-7	2/26/2008	ND	ND	NA	ND	ND	NA
NT6-4	2/26/2008	ND	ND	NA	ND	ND	NA
ST2-7	2/27/2008	2,000	1,700	16%	74	ND	NA
ST4-4	2/27/2008	ND	ND	NA	ND	ND	NA
ST6-10	2/27/2008	ND	ND	NA	ND	ND	NA
NT2-2	2/28/2008	ND	ND	NA	ND	ND	NA
NT4-7	2/28/2008	ND	ND	NA	ND	ND	NA
NT6-4	2/28/2008	ND	ND	NA	ND	ND	NA
ST2-7	2/28/2008	2,000	1,700	16%	76	ND	NA
ST4-4	2/28/2008	ND	ND	NA	ND	ND	NA
ST6-10	2/29/2008	ND	ND	NA	ND	ND	NA
<b>Micro-Purge</b>							
ST2MP-7	2/27/2008	2,800	3,000	7%	160	190	17%
ST4MP-4	2/27/2008	ND	ND	NA	ND	ND	NA
ST6MP-10	2/27/2008	co-elute	co-elute	NA	ND	ND	NA
ST2MP-7	2/28/2008	3,300	2,900	13%	250	240	4%
ST4MP-4	2/28/2008	ND	75	NA	ND	ND	NA
ST6MP-10	2/29/2008	coelute	ND	NA	ND	ND	NA

**Definitions:**

- co-elute - An interfering compound eluted at the same time as the target analyte and prevented identification/quantitation
- $\mu\text{g}/\text{m}^3$  - micrograms per cubic meter
- NA - not applicable
- ND - not detected; result is less than the DL
- PCE - tetrachloroethene
- RPD - relative percent difference
- TCE - trichloroethene

**3.3.2.2 Instrument Calibration**

An initial 3-point calibration curve was performed at the start of and used throughout the project. Although EPA method 8000 requires the use of five levels for an initial calibration curve; existing soil gas guidance from the California Environmental Protection Agency Department of Toxic Substances Control (DTSC 2003) only requires three calibration levels. A linearity check of the calibration curve for each compound was performed by computing a correlation coefficient and an average response factor.

Continuing calibration verification samples were analyzed once a day as specified in the QAPP (Tetra Tech 2008). These standards were prepared from a traceable source at the middle concentration of the

calibration curve. Acceptable continuing calibration agreement was set at  $\pm 20$  percent to the average response factor from the calibration curve.

#### 3.3.2.3 *Blanks*

Laboratory blanks were analyzed at the start of each field day. A total of five blank samples were run during the sampling conducted on February 25 through 29, 2008.

### 3.3.3 **Project QAPP Deviations and Additions**

During the course of implementing the program, several deviations occurred from the guidelines discussed in the QAPP (Tetra Tech 2008). Specific deviations are listed below.

- The QAPP stated that the sampling transects would be located on and adjacent to the concrete slab foundation of former Building 173; however, it was found that the VOC concentrations in soil gas in this area were insufficient for the purposes of this investigation. Therefore, an alternative location was selected adjacent to Building 170 (Section 2.2).
- The QAPP stated that soil samples collocated with each soil gas probe would be collected and analyzed for VOCs. Soil samples were collected as proposed in the QAPP; however, due to the very low VOC concentrations present in the soils, only a subset of the soil samples collected were analyzed.

### 3.3.4 **QC Sample Results**

All field quality control sample results were compliant with guidelines and QC criteria prescribed in the QAPP. Twelve duplicate field samples were collected from the macro-purge probes and six were collected from the micro-purge probes. All of the results were compliant with the QAPP specified RPD criterion of 40 percent.

All of the laboratory QC sample results were compliant with the QAPP specified criteria. Five lab blanks were analyzed and the results were non-detect for all five. All of the initial calibrations and daily calibration verifications passed the QAPP specified criteria and are on file at the HPMG offices.

The data generated during this investigation are deemed to be of sufficient quality to be usable for their intended purpose (see Appendix C).

## 4.0 RESULTS AND DISCUSSION

### 4.1 DATA SUMMARY

#### 4.1.1 Soil Sample Results

The results for soil samples, which were collected from selected borings (locations NT-1, NT-2, NT-3, ST-4, and ST-5), are presented in Table 4-1. The highest VOC concentrations were detected beneath the slab at location NT-1, with the maximum concentration at 7 feet bgs and a relatively low concentration at 2 feet bgs. At location NT-2, at the edge of the slab, only very low concentrations were detected, and only at 7 and 10 feet bgs. At location NT-3, in the unpaved area but immediately adjacent to the slab, all soil samples results for VOCs were ND. All soil samples from locations ST-4 and ST-5 were also ND for VOCs.

#### 4.1.2 Groundwater Sample Results

The results for groundwater samples, which were collected as grab samples from selected borings (locations NT-1, NT-3, NT-6, ST-1, ST-2, ST-4, and ST-6), are presented in Table 4-1. Similar to the soil samples, the highest concentrations detected in groundwater were from samples beneath the slab, with concentrations decreasing rapidly away from the slab. The maximum TCE groundwater concentration was 240  $\mu\text{g/L}$ , which occurred in the sample from ST-1, located on the slab. The sample from ST-2, located on but at the edge of, the slab, contained 30.4  $\mu\text{g/L}$  of TCE, and the sample from ST-4, located approximately 30 feet from the edge of the slab, contained only 1.4  $\mu\text{g/L}$  of TCE. Similarly, the sample from location NT-1 contained 24.7  $\mu\text{g/L}$  of TCE and the sample from location NT-3 contained only 1.7  $\mu\text{g/L}$  of TCE.

#### 4.1.3 Macro-Purge Soil Gas Samples

The macro-purge probes were sampled multiple times over a period of four days to generate the data for a vapor concentration profile. Specifically, probes ST1-SS, -2, and -4 were sampled three times and the other probes were sampled twice. No probes were sampled more than once per day. Each probe was first purged, as described in Section 3.1, prior to collecting a sample and all samples were analyzed in the mobile laboratory. The analytical results are summarized in Table 4-2. TCE concentrations detected along the southern transect (ST-1 through ST-6) ranged from a minimum of 62  $\mu\text{g/m}^3$  to a maximum of 26,000  $\mu\text{g/m}^3$ ; PCE concentrations ranged from 59 to 410  $\mu\text{g/m}^3$ . In the northern transect, TCE concentrations ranged from 120 to 6,300  $\mu\text{g/m}^3$  and PCE concentrations ranged from 74 to 92  $\mu\text{g/m}^3$ . TCE and PCE were not detected in any of the probes at locations ST-4, ST-5, or ST-6, nor in the 2-foot bgs probe at ST-3. Similarly, TCE and PCE were not detected in any of the probes at locations NT-4, NT-5, or NT-6, nor in the subslab or 2-foot bgs probes at NT-2, or the 2-foot and 4-foot probes at NT-3.

The mean concentrations of TCE in the soil gas from Table 4-2 were used to generate a profile of the soil gas concentration along the sampling transect (Figure 4-1). TCE was used to generate this profile because it was present in higher concentrations and more consistently than PCE. To better visualize the data, isoconcentration contours are indicated in color in Figure 4-1, with darker colors representing higher concentrations.

The profile in Figure 4-1 shows that TCE concentrations were highest in the 10-foot bgs probes, near the water table, and decreased with increasing distance from the water table. In the horizontal direction, TCE concentrations were highest in probes beneath the slab and decreased with increasing distance away from the slab.

**Table 4-1**  
**TCE and PCE Concentrations in Soil and Groundwater Samples**  
**IRP Site 14**  
**NAS Lemoore, California**

Location	Depth	Sample ID	Date	Units	RL	TCE	PCE
NT-1	2	NT1-2	12-Feb-08	µg/kg	0.5	<b>1.80</b>	ND
	4	NT1-4	12-Feb-08	µg/kg	0.5	<b>15.9</b>	ND
	7	NT1-7	12-Feb-08	µg/kg	0.5	<b>18.7</b>	ND
	10	NT1-10	12-Feb-08	µg/kg	0.5	<b>10.4</b>	ND
	11.2	NT1-GW	12-Feb-08	µg/L	0.5	<b>24.7</b>	ND
NT-2	2	NT2-2	12-Feb-08	µg/kg	0.5	ND	ND
	4	NT2-4	12-Feb-08	µg/kg	0.5	ND	ND
	7	NT2-7	12-Feb-08	µg/kg	0.5	<b>1.20</b>	ND
	10	NT2-10Q	12-Feb-08	µg/kg	0.5	<b>1.30</b>	ND
NT-3	2	NT3-2	22-Jan-08	µg/kg	0.5	ND	ND
	4	NT3-4	22-Jan-08	µg/kg	0.5	ND	ND
	7	NT3-7	22-Jan-08	µg/kg	0.5	ND	ND
	10	NT3-10	22-Jan-08	µg/kg	0.5	ND	ND
	NR	NT3-GW	22-Jan-08	µg/L	0.5	<b>1.70</b>	ND
NT-6	10.7	NT6-GW	12-Feb-08	µg/L	0.5	ND	ND
ST-1	10.9	ST1-GW	11-Feb-08	µg/L	0.5	<b>240</b>	<b>1.36</b>
ST-2	11.2	ST2-GW	11-Feb-08	µg/L	0.5	<b>30.4</b>	ND
ST-4	4	ST4-4	22-Jan-08	µg/kg	0.5	ND	ND
	7	ST4-7Q	22-Jan-08	µg/kg	0.5	ND	ND
	10	ST4-10	22-Jan-08	µg/kg	0.5	ND	ND
	11.5	ST4-GW	22-Jan-08	µg/L	0.5	<b>1.40</b>	ND
ST-5	10	ST5-10	22-Jan-08	µg/kg	0.5	ND	ND
	10	DUP	22-Jan-08	µg/kg	0.5	ND	ND
ST-6	10.7	ST6-GW	12-Feb-08	µg/L	0.5	ND	ND

**Definitions:**

- DUP - duplicate sample
- EPA - Environmental Protection Agency
- GW - groundwater
- µg/kg - milligrams per kilogram
- µg/L - micrograms per liter
- MDL - method detection limit
- NA - not analyzed
- ND - not detected; result is less than the MDL
- PCE - tetrachloroethene
- Q - matrix spike or matrix spike duplicate sample
- TCE - trichloroethene

**Note:**

Analyses performed in mobile laboratory.

Table 4-2  
TCE and PCE Concentrations in Macro-Purge Soil Gas Samples ( $\mu\text{g}/\text{m}^3$ )  
IRP Site 14  
NAS Lemoore, California

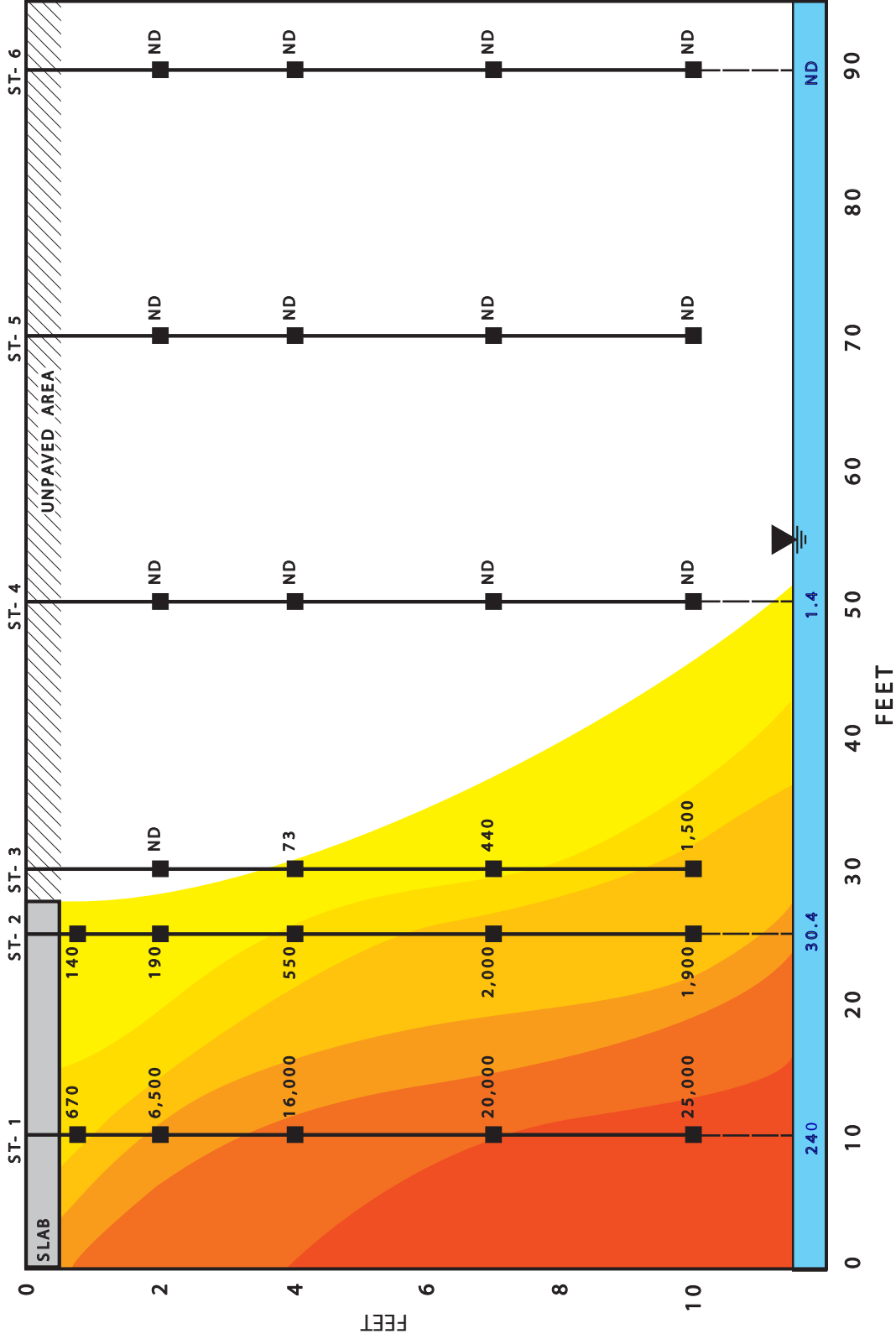
Collection Date			26-Feb-08		27-Feb-08		28-Feb-08		29-Feb-08		Mean Concentration <sup>1</sup>	
Analyte			TCE	PCE	TCE	PCE	TCE	PCE	TCE	PCE	TCE	PCE
Detection Limit			50	50	50	50	50	50	50	50		
Sample ID	Sample Location	Probe Depth (ft bgs)										
ST1-SS	ST-1	0.5	750	ND	540	ND	720	ND	NS	NS	670	N/A
ST1-2	ST-1	2	6,500	110	5,900	87	7,000	66	NS	NS	6,500	88
ST1-4	ST-1	4	23,000	300	14,000	<250	10,000	<250	NS	NS	16,000	300
ST1-7	ST-1	7	NS	NS	21,000	320	18,000	250	NS	NS	20,000	285
ST1-10	ST-1	10	NS	NS	23,000	360	26,000	410	NS	NS	25,000	385
ST2-SS	ST-2	0.5	NS	NS	140	ND	130	ND	NS	NS	140	N/A
ST2-2	ST-2	2	NS	NS	210	ND	170	ND	NS	NS	190	N/A
ST2-4	ST-2	4	NS	NS	590	ND	510	ND	NS	NS	550	N/A
ST2-7	ST-2	7	NS	NS	2,000	74	2,000	76	NS	NS	2,000	75
ST2-7 DUP	ST-2	7	NS	NS	1,700	ND	1,700	ND	NS	NS	1,700	N/A
ST2-10	ST-2	10	NS	NS	2,200	120	1,600	59	NS	NS	1,900	90
ST3-2	ST-3	2	NS	NS	ND	ND	ND	ND	NS	NS	N/A	N/A
ST3-4	ST-3	4	NS	NS	83	ND	62	ND	NS	NS	73	N/A
ST3-7	ST-3	7	NS	NS	430	ND	450	ND	NS	NS	440	N/A
ST3-10	ST-3	10	NS	NS	1,500	ND	NS	NS	NS	NS	1,500	N/A
ST4-2	ST-4	2	NS	NS	ND	ND	ND	ND	NS	NS	N/A	N/A
ST4-4	ST-4	4	NS	NS	ND	ND	ND	ND	NS	NS	N/A	N/A
ST4-4 DUP	ST-4	4	NS	NS	ND	ND	ND	ND	NS	NS	N/A	N/A
ST4-7	ST-4	7	NS	NS	ND	ND	ND	ND	NS	NS	N/A	N/A
ST4-10	ST-4	10	NS	NS	ND	ND	ND	ND	NS	NS	N/A	N/A
ST5-2	ST-5	2	NS	NS	ND	ND	NS	NS	ND	ND	N/A	N/A
ST5-4	ST-5	4	NS	NS	ND	ND	NS	NS	ND	ND	N/A	N/A
ST5-7	ST-5	7	NS	NS	ND	ND	NS	NS	ND	ND	N/A	N/A
ST5-10	ST-5	10	NS	NS	ND	ND	NS	NS	ND	ND	N/A	N/A
ST6-2	ST-6	2	NS	NS	ND	ND	NS	NS	ND	ND	N/A	N/A
ST6-4	ST-6	4	NS	NS	ND	ND	NS	NS	ND	ND	N/A	N/A
ST6-7	ST-6	7	NS	NS	ND	ND	NS	NS	ND	ND	N/A	N/A
ST6-10	ST-6	10	NS	NS	ND	ND	NS	NS	ND	ND	N/A	N/A
ST6-10 DUP	ST-6	10	NS	NS	ND	ND	NS	NS	ND	ND	N/A	N/A

Table 4-2  
TCE and PCE Concentrations in Macro-Purge Soil Gas Samples ( $\mu\text{g}/\text{m}^3$ )  
IRP Site 14  
NAS Lemoore, California

Collection Date			26-Feb-08		27-Feb-08		28-Feb-08		29-Feb-08		Mean Concentration <sup>1</sup>	
Analyte			TCE	PCE	TCE	PCE	TCE	PCE	TCE	PCE	TCE	PCE
Detection Limit			50	50	50	50	50	50	50	50		
Sample ID	Sample Location	Probe Depth (ft bgs)										
NT1-SS	NT-1	0.5	540	ND	NS	NS	460	ND	NS	NS	500	N/A
NT1-2	NT-1	2	1,700	ND	NS	NS	1,900	ND	NS	NS	1,800	N/A
NT1-4	NT-1	4	3,000	ND	NS	NS	2,600	ND	NS	NS	2,800	N/A
NT1-7	NT-1	7	5,100	ND	NS	NS	5,600	92	NS	NS	5,400	92
NT1-10	NT-1	10	6,100	74	NS	NS	6,300	85	NS	NS	6,200	80
NT2-SS	NT-2	0.5	ND	ND	NS	NS	ND	ND	NS	NS	N/A	N/A
NT2-2	NT-2	2	ND	ND	NS	NS	ND	ND	NS	NS	N/A	N/A
NT2-2 DUP	NT-2	2	ND	ND	NS	NS	ND	ND	NS	NS	N/A	N/A
NT2-4	NT-2	4	150	ND	NS	NS	120	ND	NS	NS	140	N/A
NT2-7	NT-2	7	440	ND	NS	NS	420	ND	NS	NS	430	N/A
NT2-10	NT-2	10	720	ND	NS	NS	600	ND	NS	NS	660	N/A
NT3-2	NT-3	2	ND	ND	NS	NS	ND	ND	NS	NS	N/A	N/A
NT3-4	NT-3	4	ND	ND	NS	NS	ND	ND	NS	NS	N/A	N/A
NT3-7	NT-3	7	220	ND	NS	NS	230	ND	NS	NS	230	N/A
NT3-10	NT-3	10	380	ND	NS	NS	350	ND	NS	NS	370	N/A
NT4-2	NT-4	2	ND	ND	NS	NS	ND	ND	NS	NS	N/A	N/A
NT4-4	NT-4	4	ND	ND	NS	NS	ND	ND	NS	NS	N/A	N/A
NT4-7	NT-4	7	ND	ND	NS	NS	ND	ND	NS	NS	N/A	N/A
NT4-7 DUP	NT-4	7	ND	ND	NS	NS	ND	ND	NS	NS	N/A	N/A
NT4-10	NT-4	10	ND	ND	NS	NS	ND	ND	NS	NS	N/A	N/A
NT5-2	NT-5	2	ND	ND	NS	NS	ND	ND	NS	NS	N/A	N/A
NT5-4	NT-5	4	ND	ND	NS	NS	ND	ND	NS	NS	N/A	N/A
NT5-7	NT-5	7	ND	ND	NS	NS	ND	ND	NS	NS	N/A	N/A
NT5-10	NT-5	10	ND	ND	NS	NS	ND	ND	NS	NS	N/A	N/A
NT6-2	NT-6	2	ND	ND	NS	NS	ND	ND	NS	NS	N/A	N/A
NT6-4	NT-6	4	ND	ND	NS	NS	ND	ND	NS	NS	N/A	N/A
NT6-4 DUP	NT-6	4	ND	ND	NS	NS	ND	ND	NS	NS	N/A	N/A
NT6-7	NT-6	7	ND	ND	NS	NS	ND	ND	NS	NS	N/A	N/A
NT6-10	NT-6	10	ND	ND	NS	NS	ND	ND	NS	NS	N/A	N/A

**Definitions:**

- 1 - rounded to two significant figures
- DUP - duplicate sample
- $\mu\text{g}/\text{m}^3$  - micrograms per cubic meter
- N/A - not applicable
- NS - not sampled
- ND - not detected
- PCE - tetrachloroethene
- SS - sub slab
- TCE - trichloroethene



**LEGEND**

- 6,500 MEAN DETECTED TCE CONCENTRATIONS IN SOIL GAS FROM MACRO-PURGE PROBES (µg/ m³)
- 240 TCE CONCENTRATIONS IN GROUNDWATER (µg/ L)

NAS Lemoore - Site 14  
 U.S. Navy, NAVFAC Southwest, San Diego, California

**FIGURE 4-1**  
 SCHEMATIC ISOCONCENTRATION CONTOURS  
 SOUTH TRANSECT  
 MACRO-PURGE DATA  
 STREAMS TO 65

#### 4.1.4 Micro-Purge Soil Gas Samples

Micro-purge soil gas probes were only installed along the southern transect. Each of the micro-purge probes was sampled on at least two different days. The 4-foot bgs probe at ST-1 was sampled three times. The samples were analyzed in the mobile laboratory operated by HPMG. The analytical results are summarized in Table 4-3. Detected TCE concentrations ranged from 75 to 43,000  $\mu\text{g}/\text{m}^3$  and PCE concentrations ranged from 51 to 1,200  $\mu\text{g}/\text{m}^3$ . With the exception of a duplicate sample from the 4-foot bgs sample at ST-4MP, TCE were not detected in any of the probes at locations ST-4MP, ST-5MP, or ST-6MP; however, PCE was detected at low concentrations in the 4- and 7-foot bgs probes at ST-4MP, the 2-foot probe at ST-5MP, and the 2- and 7-foot bgs probes at ST-6MP.

The distribution of concentrations measured in the micro-purge samples from locations ST-2MP and ST-3MP was similar to the macro-purge samples, with concentrations generally increasing with depth and decreasing away from the slab. The results from probes at ST-1MP were anomalous, with the maximum concentrations measured at 4 feet bgs, and concentrations decreasing with depth from there. Figure 4-2 provides schematic isoconcentration contours for the south transect of micro-purge probes based on the mean TCE concentration in Table 4-3. The profile in this figure highlights the anomalous data from probe ST-1MP. These data indicate either a high (at 4 feet) secondary VOC source zone or that VOC concentrations from the ST1MP-7 and ST1MP-10 that were inconsistently low based on the models and groundwater concentration of TCE. Further investigation is warranted to determine the exact cause.

#### 4.1.5 Tubing-type Cluster Samples

The tubing-type clusters consisted of six collocated probes installed at 6.25 feet bgs at locations ST-3 and ST-6. The tubing types installed was stainless steel, Nylaflow, PEEK, Teflon, copper, and polyethylene. The tubing-type clusters were sampled twice, on February 26 and 29, 2008. Tubing type clusters were sampled following the same procedures and with the same purge and sample volumes as the macro-purge probes. The results are summarized in Table 4-4.

#### 4.1.6 Passive Diffusion Samplers

The PDSs are deionized-water filled VOA vials with trisodium phosphate (TSP) preservative and topped with a gas-permeable membrane cap. The PDSs were inserted into PDS wells and allowed to equilibrate with the surrounding soil gas for a minimum of 30 days. The first set of PDSs was inserted in the wells on February 13 and removed on March 18, 2008. The second set was inserted on April 7 and removed on May 13, 2008. The third set was inserted on May 13 and removed on June 13, 2008. The fourth set was inserted on June 13 and removed on July 23, 2008. The fifth set was inserted on July 23 and removed on August 26, 2008. The final set was inserted on August 26 and removed on October 1, 2008.

After removal of each PDS, the gas-permeable membrane cap was replaced with a standard VOA vial cap with a Teflon septum, and the vial was then submitted to AETL for analysis as a normal aqueous sample. The results were reported by AETL in units of  $\mu\text{g}/\text{L}$  and are summarized in Table 4-5. In order to directly compare these results to the corresponding soil gas concentrations of collocated probes, the PDS results were converted to units of  $\mu\text{g}/\text{m}^3$  assuming that the aqueous sample was in equilibrium with the soil gas at the probe location when the PDS was retrieved. Thus, the aqueous sample results in units of  $\mu\text{g}/\text{L}$  were multiplied by 1,000 and the multiplied by Henry's Law constant, which is 0.421 for TCE and 0.752 for PCE (EPA 2008). Ground water temperatures ranged from between 17 to 30 degrees C at the site. Exact temperatures were not measured during the time of sampling so 25 degrees C was selected for the conversion temperature. Table 4-6 summarizes the PDS results for TCE and PCE converted to soil gas units of  $\mu\text{g}/\text{m}^3$ , and provides the mean soil gas concentration measured in samples from the collocated macro-purge soil gas probes.

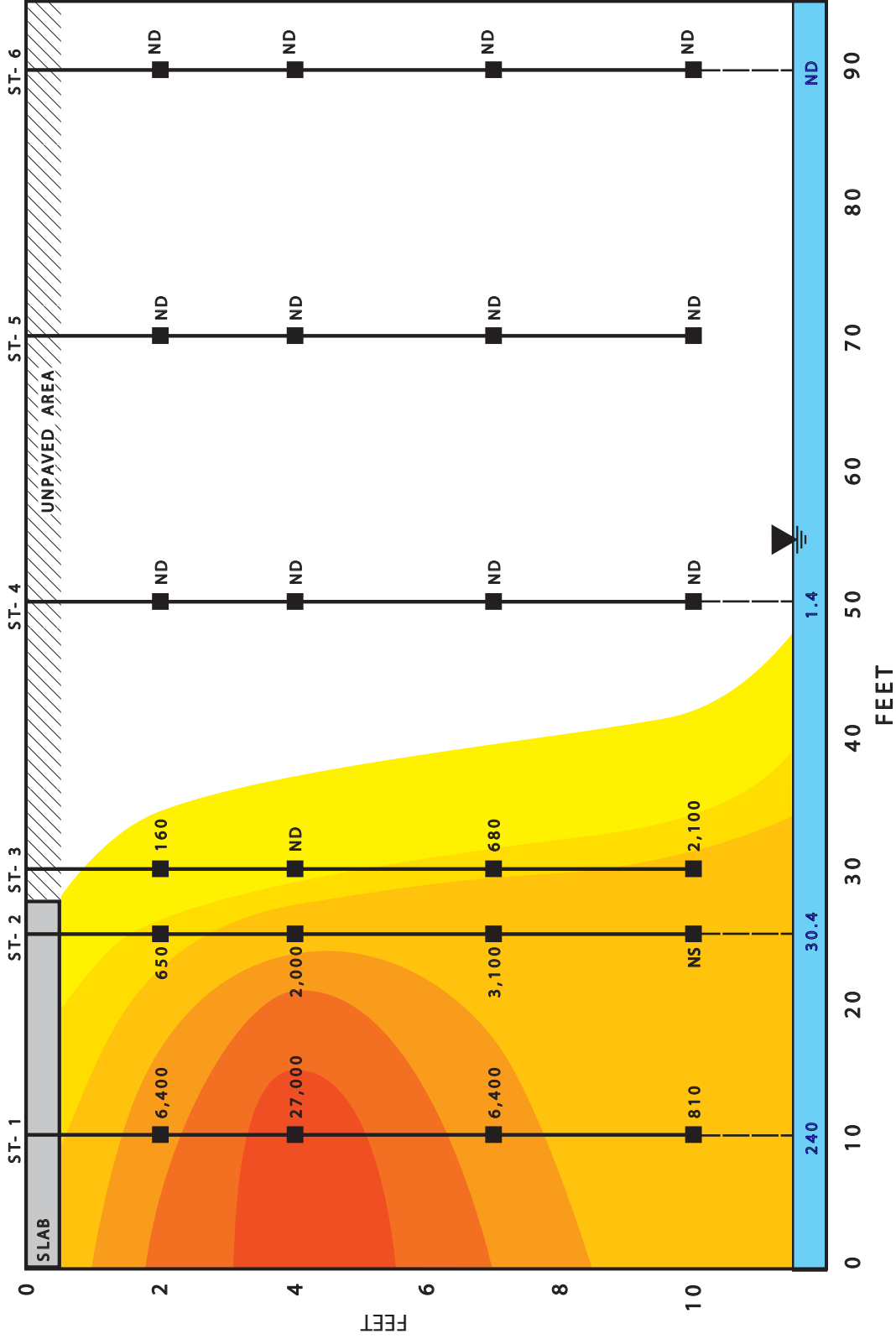


Table 4-3  
TCE and PCE Concentrations in Micro-Purge Soil Gas Samples ( $\mu\text{g}/\text{m}^3$ )  
IRP Site 14  
NAS Lemoore, California

Collection Date Analyte Detection Limit	26-Feb-08		27-Feb-08		28-Feb-08		29-Feb-08		Mean Concentration	
	TCE	PCE	TCE	PCE	TCE	PCE	TCE	PCE	TCE	PCE
	50	50	50	50	50	50	50	50		
<b>Sample ID</b>										
ST1MP-2	NS	NS	3,500	<250	9,200 E	400	NS	NS	6,350	400
ST1MP-4	43,000 E	1,200	19,000	340	20,000	310	NS	NS	27,333	617
ST1MP-7	NS	NS	6,500	<250	6,300	<500	NS	NS	6,400	N/A
ST1MP-10	NS	NS	1,500	<250	120	ND	NS	NS	810	N/A
ST2MP-2	NS	NS	790	ND	500 C	ND	NS	NS	645	N/A
ST2MP-4	NS	NS	1,800	71	2,100	92	NS	NS	1,950	82
ST2MP-7	NS	NS	2,800	160	3,300	250	NS	NS	3,050	205
ST2MP-7 DUP	NS	NS	3,000	190	2,900	240	NS	NS	2,950	215
ST2MP-10	NS <sup>1</sup>	NS <sup>1</sup>	NS <sup>1</sup>	NS <sup>1</sup>	NS <sup>1</sup>	NS <sup>1</sup>	NS <sup>1</sup>	NS <sup>1</sup>	NA <sup>1</sup>	NA <sup>1</sup>
ST3MP-2	NS	NS	110	ND	210	ND	NS	NS	160	N/A
ST3MP-4	NS	NS	ND	51	ND	ND	NS	NS	N/A	51
ST3MP-7	NS	NS	650	90	710	ND	NS	NS	680	90
ST3MP-10	NS	NS	2,000	ND	2,100 C	75	NS	NS	2,050	75
ST4MP-2	NS	NS	ND	ND	ND	ND	NS	NS	N/A	N/A
ST4MP-4	NS	NS	ND	ND	ND	ND	NS	NS	N/A	N/A
ST4MP-4 DUP	NS	NS	ND	ND	75	ND	NS	NS	75	N/A
ST4MP-7	NS	NS	ND	72	ND	ND	NS	NS	N/A	72
ST2MP-10	NS <sup>1</sup>	NS <sup>1</sup>	NS <sup>1</sup>	NS <sup>1</sup>	NS <sup>1</sup>	NS <sup>1</sup>	NS <sup>1</sup>	NS <sup>1</sup>	NA <sup>1</sup>	NA <sup>1</sup>
ST5MP-2	NS	NS	ND	51	NS	NS	ND	ND	N/A	51
ST5MP-4	NS	NS	* C	ND	NS	NS	* C	ND	N/A	N/A
ST5MP-7	NS	NS	ND	ND	NS	NS	* C	ND	N/A	N/A
ST2MP-10	NS <sup>1</sup>	NS <sup>1</sup>	NS <sup>1</sup>	NS <sup>1</sup>	NS <sup>1</sup>	NS <sup>1</sup>	NS <sup>1</sup>	NS <sup>1</sup>	NA <sup>1</sup>	NA <sup>1</sup>
ST6MP-2	NS	NS	ND	65	NS	NS	* C	ND	N/A	65
ST6MP-4	NS	NS	* C	ND	NS	NS	* C	ND	N/A	N/A
ST6MP-7	NS	NS	ND	52	NS	NS	ND	ND	N/A	52
ST6MP-10	NS	NS	* C	ND	NS	NS	* C	ND	N/A	N/A
ST6MP-10 DUP	NS	NS	* C	ND	NS	NS	ND	ND	N/A	N/A

**Definitions:**

- I - Plugged probe, no samples obtained.
- C - cocultion
- DL - detection limit
- DUP - duplicate sample
- E - estimated result
- $\mu\text{g}/\text{m}^3$  - micrograms per cubic meter
- N/A - not applicable
- NS - not sampled
- ND - not detected
- PCE - tetrachloroethene
- TCE - trichloroethene



**LEGEND**

- 6,400 MEAN DETECTED TCE CONCENTRATIONS IN SOIL GAS FROM MICRO-PURGE PROBES (µg/ m<sup>3</sup>)
- 240 TCE CONCENTRATIONS IN GROUNDWATER (µg/ L)
- NS NOT SAMPLED DUE TO CLOGGED PROBE

NAS Lemoore - Site 14  
 U.S. Navy, NAVFAC Southwest, San Diego, California

**FIGURE 4-2**  
 SCHEMATIC ISOCONCENTRATION CONTOURS  
 SOUTH TRANSECT  
 MICRO-PURGE DATA  
 STREAMS TO 65

**Tetra Tech EM Inc.**

**Table 4-4**  
**TCE Concentrations in Tubing-Type Cluster Soil Gas Samples ( $\mu\text{g}/\text{m}^3$ )**  
**IRP Site 14**  
**NAS Lemoore, California**

<b>Probe ID</b>	<b>26-Feb-08</b>	<b>29-Feb-08</b>
ST3-SS	460	350
ST3-NF	390	390
ST3-PK	460	340
ST3-TF	380	410
ST3-CU	ND	170
ST3-PL	310	310

**Definitions:**

- CU - copper
- $\mu\text{g}/\text{m}^3$  - micrograms per cubic meter
- ND - not detected
- NF - Nylaflow
- PK - PEEK
- PL - polyethylene
- SS - stainless steel
- TCE - trichloroethene
- TF - Teflon

Table 4-5  
Summary of VOCs in Passive Diffusion Samplers (ug/L)  
IRP Site 14  
NAS Lemoore, California

Sample ID	ST1-2PDS				ST1-4PDS				ST1-7PDS				ST1-10PDS						
	Collection Date	18-Mar	13-May	13-Jun	23-Jul	26-Aug	1-Oct	18-Mar	13-May	13-Jun	23-Jul	26-Aug	1-Oct	18-Mar	13-May	13-Jun	23-Jul	26-Aug	1-Oct
PCE	ND	ND	ND	ND	ND	ND	ND	0.79J	ND	1.26	0.950J	ND	0.790J	0.99J	ND	ND	ND	ND	ND
TCE	16.6	12.8	10.7	12.7	1.07	18.2	ND	58.1	101	81.0	82.4	5.1	76.9	196	119	161	169	20.1	171
cis-1,2-DCE	ND	ND	ND	ND	ND	ND	ND	1.09	1.63	1.22	1.51	0.680J	1.38	2.39	1.98	1.96	2.52	1.21	2.29
1,1-DCA	ND	ND	ND	ND	ND	ND	ND	ND	ND	ND	ND	ND	ND	ND	ND	0.570J	0.580J	ND	ND
1,1-DCE	ND	ND	ND	ND	ND	ND	ND	ND	ND	0.540J	ND	ND	ND	ND	ND	1.08	1.03	ND	ND
1,3-DCP	ND	ND	ND	ND	ND	ND	ND	0.98J	1.45	0.840J	1.01	0.990J	0.990J	1.97	1.32	1.36	1.44	0.750J	1.68
Chloroform	ND	ND	ND	ND	ND	ND	ND	ND	ND	ND	ND	ND	ND	ND	ND	ND	ND	ND	ND
All other VOCs	ND	ND	ND	ND	ND	ND	ND	ND	ND	ND	ND	ND	ND	ND	ND	ND	ND	ND	ND

Sample ID	ST2-2PDS				ST2-4PDS				ST2-7PDS				ST2-10PDS						
	Collection Date	18-Mar	13-May	13-Jun	23-Jul	26-Aug	1-Oct	18-Mar	13-May	13-Jun	23-Jul	26-Aug	1-Oct	18-Mar	13-May	13-Jun	23-Jul	26-Aug	1-Oct
PCE	ND	ND	ND	ND	ND	ND	ND	ND	ND	ND	ND	ND	ND	ND	ND	ND	ND	ND	ND
TCE	0.60J	ND	1.18	1.54	ND	0.830J	ND	3.73	5.83	15.8	11.2	2.43	8.82	18.5	9.17	11.0	19.3	4.19	16.6
cis-1,2-DCE	ND	ND	ND	ND	ND	ND	ND	ND	ND	ND	ND	ND	ND	ND	ND	ND	ND	ND	ND
1,1-DCA	ND	ND	ND	ND	ND	ND	ND	ND	ND	ND	ND	ND	ND	ND	ND	ND	ND	ND	ND
1,1-DCE	ND	ND	ND	ND	ND	ND	ND	ND	ND	ND	ND	ND	ND	ND	ND	ND	ND	ND	ND
1,3-DCP	ND	ND	ND	ND	ND	ND	ND	ND	ND	ND	ND	ND	ND	ND	ND	ND	ND	ND	ND
Chloroform	ND	ND	ND	ND	ND	0.950J	ND	1.16	1.44	2.50	1.69	1.28	2.61	2.32	1.47	1.41	1.79	1.42	2.57
All other VOCs	ND	ND	ND	ND	ND	ND	ND	ND	ND	ND	ND	ND	ND	ND	ND	ND	ND	ND	ND

Sample ID	ST3-2PDS				ST3-4PDS				ST3-7PDS				ST3-10PDS						
	Collection Date	18-Mar	13-May	13-Jun	23-Jul	26-Aug	1-Oct	18-Mar	13-May	13-Jun	23-Jul	26-Aug	1-Oct	18-Mar	13-May	13-Jun	23-Jul	26-Aug	1-Oct
PCE	ND	ND	ND	ND	ND	ND	ND	ND	ND	ND	ND	ND	ND	ND	ND	ND	ND	ND	ND
TCE	ND	ND	ND	ND	ND	ND	ND	ND	ND	ND	ND	ND	ND	0.90J	ND	ND	ND	1.49	ND
cis-1,2-DCE	ND	ND	ND	ND	ND	ND	ND	ND	ND	ND	ND	ND	ND	ND	ND	ND	ND	ND	ND
1,1-DCA	ND	ND	ND	ND	ND	ND	ND	ND	ND	ND	ND	ND	ND	ND	ND	ND	ND	ND	ND
1,1-DCE	ND	ND	ND	ND	ND	ND	ND	ND	ND	ND	ND	ND	ND	ND	ND	ND	ND	ND	ND
1,3-DCP	ND	ND	ND	ND	ND	ND	ND	ND	ND	ND	ND	ND	ND	ND	1.37	ND	ND	ND	ND
Chloroform	ND	ND	ND	ND	ND	ND	ND	ND	ND	ND	ND	ND	ND	0.58J	ND	ND	ND	ND	ND
All other VOCs	ND	ND	ND	ND	ND	ND	ND	ND	ND	ND	ND	ND	ND	ND	ND	ND	ND	ND	ND

Table 4-5  
 Summary of VOCs in Passive Diffusion Samplers (ug/L)  
 IRP Site 14  
 NAS Lemoore, California

Sample ID	ST5-2PDS				ST5-4PDS				ST5-7PDS				ST5-10PDS						
	Collection Date <sup>1</sup>	18-Mar	13-May	13-Jun	23-Jul	26-Aug	1-Oct	18-Mar	13-May	13-Jun	23-Jul	26-Aug	1-Oct	18-Mar	13-May	13-Jun	23-Jul	26-Aug	1-Oct
Analyte																			
PCE	ND	ND	ND	ND	ND	ND	ND	ND	ND	ND	ND	ND	ND	ND	ND	ND	ND	ND	ND
TCE	ND	ND	ND	ND	ND	ND	ND	ND	ND	ND	ND	ND	ND	ND	ND	ND	ND	ND	ND
cis-1,2-DCE	ND	ND	ND	ND	ND	ND	ND	ND	ND	ND	ND	ND	ND	ND	ND	ND	ND	ND	ND
1,1-DCA	ND	ND	ND	ND	ND	ND	ND	ND	ND	ND	ND	ND	ND	ND	ND	ND	ND	ND	ND
1,1-DCE	ND	ND	ND	ND	ND	ND	ND	ND	ND	ND	ND	ND	ND	ND	ND	ND	ND	ND	ND
1,3-DCP	ND	ND	ND	ND	ND	ND	ND	ND	ND	ND	ND	ND	ND	ND	ND	ND	ND	ND	ND
Chloroform	ND	ND	ND	ND	ND	ND	ND	ND	ND	ND	ND	ND	ND	ND	ND	ND	ND	ND	ND
All other VOCs	ND	ND	ND	ND	ND	ND	ND	ND	ND	ND	ND	ND	ND	ND	ND	ND	ND	ND	ND
Sample ID	NT5-2PDS <sup>2</sup>				NT5-4PDS <sup>2</sup>				NT5-6PDS <sup>2</sup>				NT5-8PDS <sup>2</sup>						
Collection Date <sup>1</sup>	18-Mar	13-May	13-Jun	23-Jul	26-Aug	1-Oct	18-Mar	13-May	13-Jun	23-Jul	26-Aug	1-Oct	18-Mar	13-May	13-Jun	23-Jul	26-Aug	1-Oct	
Analyte																			
PCE	ND	ND	ND	ND	ND	ND	ND	ND	ND	ND	ND	ND	ND	ND	ND	ND	ND	ND	ND
TCE	ND	ND	ND	ND	ND	ND	ND	ND	ND	ND	ND	ND	ND	ND	ND	ND	ND	ND	ND
cis-1,2-DCE	ND	ND	ND	ND	ND	ND	ND	ND	ND	ND	ND	ND	ND	ND	ND	ND	ND	ND	ND
1,1-DCA	ND	ND	ND	ND	ND	ND	ND	ND	ND	ND	ND	ND	ND	ND	ND	ND	ND	ND	ND
1,1-DCE	ND	ND	ND	ND	ND	ND	ND	ND	ND	ND	ND	ND	ND	ND	ND	ND	ND	ND	ND
1,3-DCP	ND	ND	ND	ND	ND	ND	ND	ND	ND	ND	ND	ND	ND	ND	ND	ND	ND	ND	ND
Chloroform	ND	ND	ND	ND	ND	ND	ND	ND	ND	ND	ND	ND	ND	0.71 J	ND	ND	ND	0.60 J	ND
All other VOCs	ND	ND	ND	ND	ND	ND	ND	ND	ND	ND	ND	ND	ND	ND	ND	ND	ND	ND	ND
Sample ID	NT6-2PDS <sup>2</sup>				NT6-4PDS <sup>2</sup>				NT6-6PDS <sup>2</sup>				NT6-8PDS <sup>2</sup>						
Collection Date <sup>1</sup>	18-Mar	13-May	13-Jun	23-Jul	26-Aug	1-Oct	18-Mar	13-May	13-Jun	23-Jul	26-Aug	1-Oct	18-Mar	13-May	13-Jun	23-Jul	26-Aug	1-Oct	
Analyte																			
PCE	ND	ND	ND	ND	ND	ND	ND	ND	ND	ND	ND	ND	ND	ND	ND	ND	ND	ND	ND
TCE	ND	ND	ND	ND	ND	ND	ND	ND	ND	ND	ND	ND	ND	ND	ND	ND	ND	ND	ND
cis-1,2-DCE	ND	ND	ND	ND	ND	ND	ND	ND	ND	ND	ND	ND	ND	ND	ND	ND	ND	ND	ND
1,1-DCA	ND	ND	ND	ND	ND	ND	ND	ND	ND	ND	ND	ND	ND	ND	ND	ND	ND	ND	ND
1,1-DCE	ND	ND	ND	ND	ND	ND	ND	ND	ND	ND	ND	ND	ND	ND	ND	ND	ND	ND	ND
1,3-DCP	ND	ND	ND	ND	ND	ND	ND	ND	ND	ND	ND	ND	ND	ND	ND	ND	ND	ND	ND
Chloroform	ND	ND	ND	ND	ND	ND	ND	ND	ND	ND	ND	ND	ND	3.39	ND	ND	ND	0.910 J	ND
All other VOCs	ND	ND	ND	ND	ND	ND	ND	ND	ND	ND	ND	ND	ND	ND	ND	ND	ND	ND	ND

**Table 4-5**  
**Summary of VOCs in Passive Diffusion Samplers (µg/L)**  
**IRP Site 14**  
**NAS Lemoore, California**

**Data Validity Qualifier:**

J - Indicates analyte was detected; however, analyte concentration is an estimated value which is between the MDL and the PQL.

**Definitions:**

- DCA - dichloroethane
- DCE - dichloroethene
- DCP - dichloropropane
- µg/L - micrograms per liter
- MDL - method detection limit
- ND - not detected; result is less than the MDL
- PDS - passive diffusion sampler
- PQL - practical quantitation limit
- PCE - tetrachloroethene
- TCE - trichloroethene
- VOC - volatile organic compound

**Notes:**

- 1 - Samples from locations NT-5 and NT-6 in the abandoned transect at former Building 173. These locations do not correspond to the north transect locations adjacent to Building 170 for which active soil gas sample data are presented in Table 4-2.
- 2 - Date the sampler was removed from the PDS well. PDSs were placed in the wells for a minimum of 30 days prior to removal.

**Table 4-6**  
**TCE and PCE in Passive Diffusion Samplers**  
**Concentrations Converted to Soil Gas Units<sup>1</sup> (µg/m<sup>3</sup>)**  
**IRP Site 14**  
**NAS Lemoore, California**

Analyte	TCE										PCE							
	Sampling Method	Collection Date	Equilibration (days)	Detection Limit	18-Mar	13-May	13-Jun	23-Jul	26-Aug	Mean PDS	Mean Macropurge <sup>2</sup>	18-Mar	13-May	13-Jun	23-Jul	26-Aug	Mean PDS	Mean Macropurge <sup>2</sup>
Sample	Sample				211	211	211	211	211	211	50	376	376	376	376	376	376	50
Location	Depth																	
ST-1	2	6,989	5,389	4,505	5,347	450	4,536	6,500	ND	ND	ND	ND	ND	ND	ND	ND	ND	88
ST-1	4	24,460	42,521	34,101	34,690	2,147	27,584	16,000	ND	ND	384	384	ND	ND	ND	ND	384	300
ST-1	7	82,516	50,099	67,781	71,149	8,462	56,001	20,000	594	594	948	714	ND	ND	ND	752	285	285
ST-1	10	78,727	29,217	36,669	48,415	12,335	41,073	25,000	744	744	ND	ND	ND	ND	ND	744	385	385
ST-2	2	253	ND	497	648	ND	466	190	ND	ND	ND	ND	ND	ND	ND	ND	ND	ND
ST-2	4	1,570	2,454	6,652	4715	1,023	3,283	550	ND	ND	ND	ND	ND	ND	ND	ND	ND	ND
ST-2	7	7,789	3,861	4,631	8125	1,764	5,234	2,000	ND	ND	ND	ND	ND	ND	ND	ND	75	75
ST-2	10	2,379	1,149	1,558	2505	2,261	1,970	1,900	ND	ND	ND	ND	ND	ND	ND	ND	90	90
ST-3	2	ND	ND	ND	ND	ND	ND	ND	ND	ND	ND	ND	ND	ND	ND	ND	ND	ND
ST-3	4	ND	ND	ND	ND	ND	ND	73	ND	ND	73	ND	ND	ND	ND	ND	ND	ND
ST-3	7	379	ND	ND	ND	627	503	440	ND	ND	440	ND	ND	ND	ND	ND	ND	ND
ST-3	10	467	455	581	627	278	482	1,500	ND	ND	1,500	ND	ND	ND	ND	ND	ND	ND
ST-5	2	ND	ND	ND	ND	ND	ND	ND	ND	ND	ND	ND	ND	ND	ND	ND	ND	ND
ST-5	4	ND	ND	ND	ND	ND	ND	ND	ND	ND	ND	ND	ND	ND	ND	ND	ND	ND
ST-5	7	ND	ND	ND	ND	ND	ND	ND	ND	ND	ND	ND	ND	ND	ND	ND	ND	ND
ST-5	10	ND	ND	ND	ND	ND	ND	ND	ND	ND	ND	ND	ND	ND	ND	ND	ND	ND

**Definitions:**

- µg/L - micrograms per liter
- µg/m<sup>3</sup> - micrograms per cubic meter
- N/A - not applicable
- ND - not detected
- PDS - passive diffusion sampler
- PQL - practical quantitation limit
- PCE - tetrachloroethene
- TCE - trichloroethene

**Note:** 1 - Laboratory results reported in aqueous units of µg/L (Table 4-5) multiplied by 1,000 for aqueous units of µg/m<sup>3</sup>, multiplied by Henry's constant (0.421 for TCE & 0.751 for PCE)  
2 - Mean concentration measured in collocated macropurge probe, 26 February to 29 February 2008 (Table 4-2)

## 4.2 DISCUSSION

### 4.2.1 Distribution of VOCs in the Subsurface

The distribution of TCE along the primary (south) transect, based on the mean macro-purge sample concentrations, is depicted in Figure 4-1. The data indicate that, as expected, the concentrations decrease with increasing distance from the groundwater source. This finding is consistent with the physical principles of subsurface vapor diffusion from a groundwater source. The data also indicate that concentrations decrease moving horizontally out from underneath and away from the slab. This finding is consistent with the physical effect of the slab in trapping soil vapor and preventing it from moving vertically upward to the atmosphere.

The isoconcentration contours and concentration trends shown in Figure 4-1 are generally consistent with those predicted by numerical models (Abreu and Johnson 2005). However, the isoconcentration contours in the vadose zone beneath the edge of the slab are steeper than those that would be predicted assuming a uniform groundwater concentration. Results for discrete groundwater samples from the top of the water table (Figure 4-1, Table 4-1) confirmed that groundwater concentrations are not uniform, but decrease with increasing horizontal distance away from the slab. IRP Site 14 groundwater data for monitoring wells in the vicinity of the study area suggest that groundwater concentrations are higher in the deeper parts of the aquifer; thus, there may also be a groundwater concentration gradient with depth.

Another point of interest is the concentration of VOCs at the groundwater/soil gas interface and consistency of those results with Henry's Law. The measured soil gas concentration closest to the groundwater at each of the probe locations was approximately 20 percent of the predicted equilibrium soil gas concentration calculated from the groundwater concentration using the Henry's Law constant. This finding indicates that there is a gradient across the soil gas/groundwater interface that is driving VOCs from the groundwater into the soil gas phase.

Overall, the soil gas concentration profile shown in Figure 4-1 reflects a strong mass transfer of VOCs out from underneath the slab and upward toward the uncovered ground surface. The mass transfer is facilitated by concentration gradients, which exist in the soil gas, at the soil gas/groundwater interface, in the groundwater. Collectively, these results demonstrate that soil gas and groundwater concentrations in the vicinity of the slab are not in a state of static equilibrium but reflect a dynamic equilibrium associated with a mass transfer effect.

### 4.2.2 Macro-Purge versus Micro-Purge Sampling

Paired macro-purge and micro-purge samples were collected on February 27 and 28, 2008 from 24 soil gas sampling probes (12 macro-purge probes and 12 micro-purge probes). When collecting paired samples, the micro-purge sample was always collected first, followed by the collocated macro-purge sample within 5 minutes. The rationale was that the volume of soil gas removed from the micro-purge probes was trivial (less than 5 ml) in relation to the volume removed from the macro-purge probes (~30 to 60 ml); therefore, it was assumed that purging and sampling the micro-purge probes was unlikely to effect the results obtained from the macro-purge probes, whereas the reverse might not be true.

The paired micro-purge and macro-purge results for TCE are summarized in Table 4-7 and the data are plotted on Figure 4-3. For the purposes of statistical testing, it was assumed that each data point is independent, even though each soil vapor sampling point was sampled on two different days and there were four soil vapor sampling points in each borehole. This is a reasonable assumption to make as soil vapor migrates relatively quickly and the probe locations were separated by a minimum of 2 feet; therefore, subsequent samples are not likely to be sampling the same material. To compare the results of



the two methods, a matched pairs t-test was used on the pooled data, excluding any pairs that had a non-detect. In order to meet the assumptions of normality, all data were natural logarithm transformed. The results of the analyses indicate that the means of the macro-purge and micro-purge data do not differ from each other when pooled across both sampling events and sampling locations. The following statistical parameters were obtained through this analysis:

- Degrees of freedom (df) = 18
- t-value (t) = 0.22
- Probability (p) = 0.8.

Graphs comparing the means for each of the two sampling methods are shown in Figure 4-4.

The RPDs between paired micro-purge and macro-purge samples ranged from 122 to -198 percent (“negative” RPDs indicate micro-purge results below the paired macro-purge result). However, excluding the results from location ST-1 at 10 feet bgs, which are clearly anomalous for the micro-probe samplers, the RPDs range from 122 to -105 percent. If the value from ST1-10 is excluded and considered an outlier, the maximum difference between the two methods was a factor of 4.1, with an average of 2.2 (Table 4-7). The concentrations measured in micro-purge probes were typically higher than the macro-purge concentrations (14 of 19 measurements).

Table 4-7 also summarizes the RPDs between like samples collected on February 27 and 28 (i.e., the RPD between the two macro-purge sample results collected from the same probe). The RPDs between macro-purge sample results obtained on consecutive days ranged from 0 to 33 percent. This variability can be largely explained as normal analytical error, which is typically considered to be  $\pm 25$  percent. The RPDs between micro-purge sample results ranged from 3 to 170 percent. This variability is much greater than can be explained as analytical error, and indicates that one or more element of the micro-purge probes or the micro-purge sampling technique introduces a significant variability to the sample results.

**Table 4-7**  
**Summary of TCE Concentrations in Paired Macro-purge and Micro-purge Samples ( $\mu\text{g}/\text{m}^3$ )**  
**IRP Site 14**  
**NAS Lemoore, California**

Probe	Depth	27-Feb			28-Feb			RPD Between Like Samples <sup>1</sup>	
		Macro	Micro	Factor	Macro	Micro	Factor	Macro	Micro
ST-1	2	5,900	3,500	1.7	7,000	9,200	1.3	-17%	-90%
ST-1	4	14,000	19,000	1.4	10,000	20,000	2.0	33%	-5%
ST-1	7	21,000	6,500	3.2	18,000	6,300	2.9	15%	3%
ST-1	10	23,000	1,500	15.3	26,000	120	216.7	-12%	170%
ST-2	2	210	790	3.8	170	500	2.9	21%	45%
ST-2	4	590	1,800	3.1	510	2,100	4.1	15%	-15%
ST-2	7	2,000	2,800	1.4	2,000	3,300	1.7	0%	-16%
ST-2	7(D)	1,700	3,000	1.8	1,700	2,900	1.7	0%	3%
ST-3	2	ND	110	NA	ND	210	NA	NA	-63%
ST-3	4	83	ND	NA	62	ND	NA	29%	NA
ST-3	7	430	650	1.5	450	710	1.6	-5%	-9%
ST-3	10	1,500	2,000	1.3	NS	NS	NA	NA	NA
ST-4	4	ND	ND	NA	ND	75	NA	NA	NA

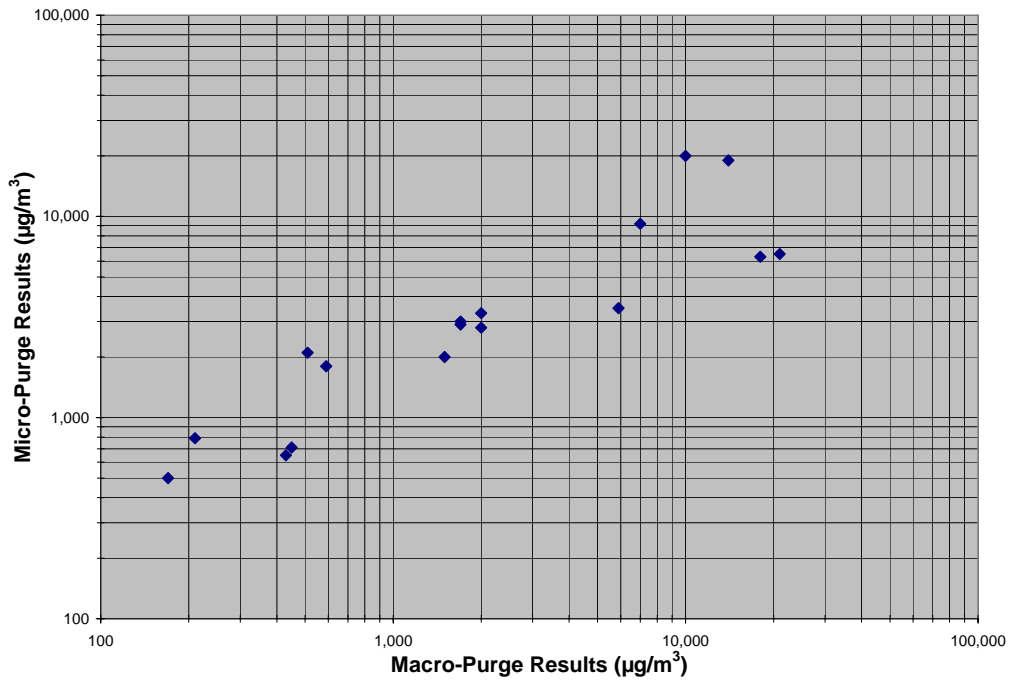
**Average Factor<sup>2</sup>: 2.2**

**Definitions:**

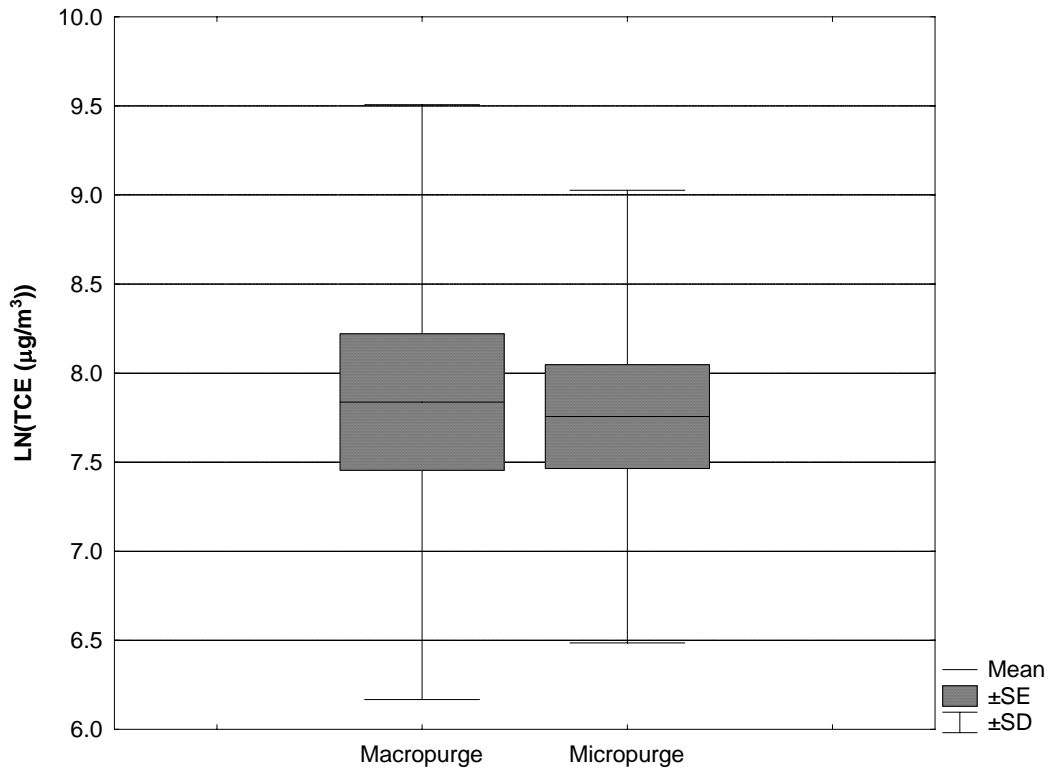
- RPD - relative percent difference
- $\mu\text{g}/\text{m}^3$  - micrograms per cubic meter
- NA - not applicable
- ND - not detected
- NS - not sampled

**Note:**

- 1 - RPD between the concentrations measured on 2/27 and 2/28/2008 at the same probe
- 2 - Average of all factors excluding the two measurements from ST-1 at 10 feet



**Figure 4-3. Plot of Macro-Purge versus Micro-Purge Results (NDs and results from location ST-1 at 10 feet bgs excluded)**



**Figure 4-4. Comparison of Soil Gas Collection Methods**

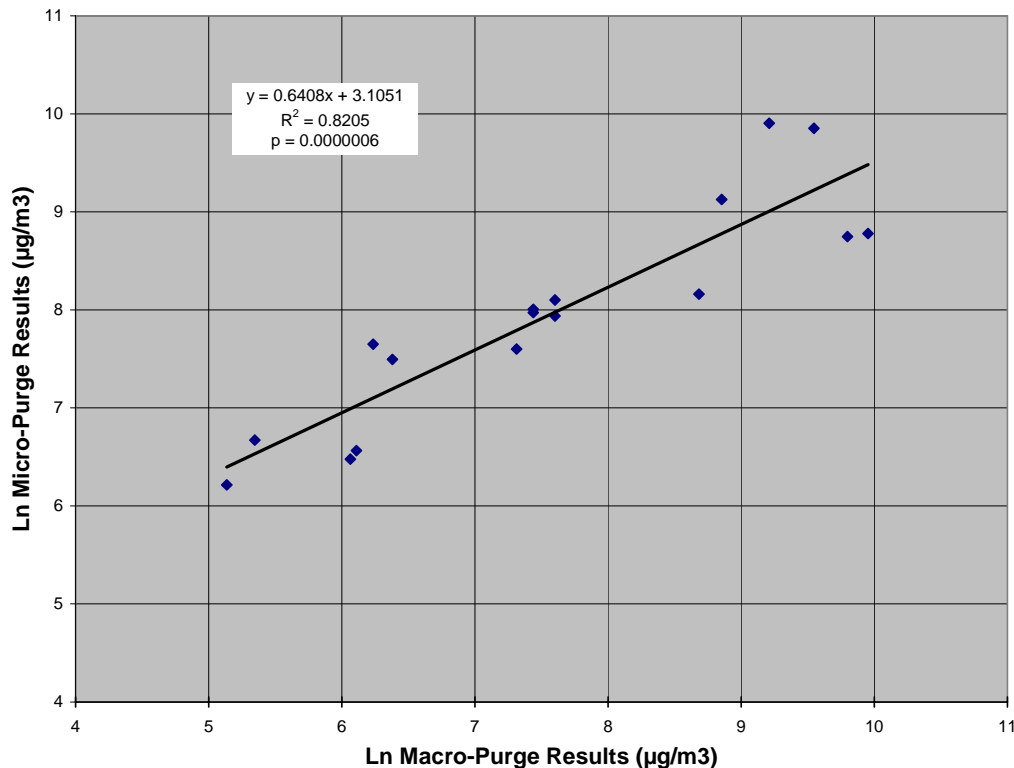
The same data set (with NDs and results from ST1-10 excluded) was also used in a linear regression to determine whether the results of one method could be used to predict the results of the other. The following statistical parameters were obtained through this analysis:

- $df = 15$
- $R^2 = 0.8205$
- $p < 0.0001$ .

When the non-detect results and the anomalous data from ST-1 at 10 feet bgs are excluded, the regression is significant with  $p = 0.0000006$  (Figure 4-5). As the results were found to be significantly related, the macro-purge results could be used to predict the micro-purge results, and vice versa. The results of the regressions are shown in Figure 4-5. The equation provided by the regression is as follows:

$$\text{Ln}(\text{micro-purge}) = \text{Ln}(\text{macro-purge}) \times 0.64 + 3.1$$

If the two methods were identical, a slope of 1 and an intercept of zero would be expected; however, a non-zero Y-intercept (3.1) and a slope less than 1 (0.64) indicate that there are differences between the methods. The non-zero Y-intercept implies that with non-detect results from the macro-purge probes, one would still get positive results from the micro-purge probes. Further review of the equation indicates that while at low concentrations ( $< \sim 5,500 \mu\text{g}/\text{m}^3$ ) the micro-purge results are predicted to be higher than the macro-purge results (as observed in the sample results), at higher concentration, the macro-purge results are predicted to be higher than the micro-purge results. This prediction could be easily tested at a site with higher VOC concentrations.



**Figure 4-5. Linear Regression Plot of Natural Logarithm Transformed Macro-purge vs. Micro-purge Collection Methods (Non-detects and results from ST-1 at 10 feet excluded)**

To summarize, the statistical analyses indicate there is a correlation between the results obtained from the two sampling methodologies; however, the range of RPDs for the macro-purge samples was 33 percent, which is largely within analytical error, whereas the range of RPDs for the micro-purge samples was 170 percent, suggesting there are some as yet undetermined issues with this sampling method that are limiting its reproducibility. Ignoring the samples from location ST-1 at 10 feet bgs, the paired results agreed within a factor of 4.1, with an average factor of 2.2, and the linear regression was significant with  $p = 0.0000006$ .

The paired micro-purge and macro-purge probes were installed at the same depths but due to drilling equipment constraints are separated laterally by approximately 1 foot. Therefore, the differences observed between paired micro-purge and macro-purge sample results could be, at least in part, attributed to heterogeneities in actual soil gas concentrations over short distances in the subsurface. The significant variability in micro-purge results obtained from the same probe over two days suggest that the discrepancy between micro-purge and macro-purge results is more like due to issues with this sampling method for the micro-purge probes. Further experiments with the probe construction methodology and sampling technique are warranted to better understand the results.

#### **4.2.3 Evaluation of Tubing Types**

The tubing type clusters were sampled on February 26 and 29, 2008. With the exception of copper, the different tubing types yielded similar TCE concentrations, ranging from 310 to 460  $\mu\text{g}/\text{m}^3$ , with polyethylene yielding the lowest concentrations on both sampling events at ST-3 (Table 4-4). The mean and median of this range is 385  $\mu\text{g}/\text{m}^3$ . If one assumes a typical analytical error of  $\pm 20$  percent, then all of these concentrations fall within analytical error of the mean and median. However, copper yielded significantly lower concentrations, with one sample containing no detectable TCE and the second containing only 170  $\mu\text{g}/\text{m}^3$ . The reasons for these inconsistent and lower values are not clear.

A notable observation from the tubing type sampling is that there are no significant differences between results obtained from the Nylaflo tubing versus those obtained from the stainless steel tubing. This is important as it indicates that differences observed between the macro-purge and micro-purge sampling results discussed in Section 4.2.1 are unlikely to be due to the fact that the macro-purge probes were constructed with Nylaflo tubing while the micro-purge probes were constructed with stainless steel tubing.

#### **4.2.4 Passive Diffusion Samples**

Table 4-6 summarizes the TCE and PCE results from the six sets of PDSs along with the corresponding mean TCE and PCE concentrations from the macro- and micro-purge soil gas probes. In Table 4-6, the PDS results are soil gas concentrations calculated from the measured water concentrations for the PDSs multiplied by the Henry's Law constant. The calculated TCE concentrations in the PDSs were generally higher than the corresponding measured soil gas sample concentrations, although the samples from location ST-3 are an exception. The same observation is also apparent for PCE. This is a puzzling result, as it is difficult to propose a mechanism that could lead to PDS concentrations exceeding equilibrium concentrations. Perhaps the differences in soil gas concentrations between the PDSs and active soil gas samples are due to the spatial separation of the probes or variations in soil gas concentrations over time. Additional data are required to resolve this discrepancy.

It should be noted that the detection limit for the active soil gas samples (50  $\mu\text{g}/\text{m}^3$ ) is significantly lower than for the PDSs (0.5  $\mu\text{g}/\text{L}$ , which converts to 211  $\mu\text{g}/\text{m}^3$  for TCE and 376  $\mu\text{g}/\text{m}^3$  for PCE); therefore, for many of the low concentration probe locations, the active soil gas samples yielded positive results while the PDS results were non-detect.

## 5.0 CONCLUSIONS

The two primary goals of this investigation were to (1) evaluate the distribution of VOCs in the vadose zone to improve the understanding of mechanisms of vapor migration and intrusion, and (2) develop a robust database of paired micro-purge and macro-purge soil gas measurements with which to assess the comparability of the two methods. Secondary objectives were to (1) assess the effect of tubing type on soil gas sample results, and (2) assess the performance of the PDS in relation to active soil gas sampling results. Conclusions relating to each of these objectives are listed under separate headings below.

### Distribution of VOCs in the Vadose Zone

At the NAS Lemoore site studied, the following observations were made with respect to the distribution of VOCs in the sub-slab/near-slab environment:

- The vertical and horizontal distribution of VOCs in soil gas was generally consistent with known physical principles and the predictions of numerical models. VOC concentrations decreased with distance away from the slab and with distance above the groundwater table. However, the isoconcentration contours near the edge of the slab were surprisingly steep.
- Although only a limited number of groundwater samples were taken at the surface of the water table, VOC concentrations in groundwater also decreased with distance away from the slab. Thus, there appears to be a strong gradient in groundwater concentrations that parallels the gradient in soil gas concentration.
- Although soil gas concentrations exhibited a strong gradient in the immediate vicinity of the slab, repeated measurements over several days indicated that the results were reproducible. Thus, the gradients do not appear to be the result of a short-term temporal effect.
- Soil gas concentrations near the water table were approximately 20 percent of the equilibrium soil gas concentrations predicted from Henry's Law constants, indicating that there is a gradient across the soil gas/groundwater interface.

In summary, soil gas and groundwater concentrations in the near-slab environment appear to be in a dynamic equilibrium. Strong gradients exist to facilitate the mass transfer of VOCs out from underneath the slab and upward toward the uncovered soil surface. Modeling this environment and making predictions regarding soil gas concentrations are challenging tasks.

The sharp gradients in soil gas VOC concentrations near the slab edge have important implications for the use of near-slab soil gas samples in vapor intrusion investigations. The results of this investigation indicate that near-slab soil gas samples collected only a few feet from the edge of the slab may underestimate the concentrations present beneath the slab. Further research is warranted to evaluate whether the near-slab vapor profile observed at NAS Lemoore IRP Site 14 is typical.

### Macro-purge versus Micro-Purge

- Comparison of the TCE soil gas concentrations from the micro-purge and macro-purge methods showed a maximum difference of a factor of 4 with an average difference of 2.2.
- The statistical analyses indicate there is a correlation between the results obtained from the two sampling methodologies; however, the range of RPDs for the macro-purge samples was 50 percent, which is largely within analytical error, whereas the range of RPDs for the micro-purge

samples was 260 percent, suggesting there are some as yet undetermined issues with this sampling method that are limiting its reproducibility.

#### Tubing Types

- Soil gas probes constructed with stainless steel, Nylaflo, PEEK, polyethylene, and Teflon all yielded results within analytical error of each other, although polyethylene appears to yield somewhat lower concentrations. Soil gas probes constructed with copper tubing yielded significantly lower concentrations.
- The results indicate that stainless steel, Nylaflo, PEEK, and Teflon tubing are all suitable materials for probe construction, but polyethylene tubing should be avoided and copper tubing is not suitable for soil gas probe construction.

#### Passive Diffusion Sampler

- Soil gas equivalent TCE concentration results for the PDSs were generally higher than the corresponding active soil gas sample concentrations. Additional data is needed to more completely assess the performance of the PDS.

## 6.0 RECOMMENDATIONS

The results of this investigation have raised a number of questions that warrant further experimentation. The following recommendations are provided for future research.

- Further evaluation of the micro-purge sampling technique is warranted to understand the source of the variability observed in results obtained through this method. It is unclear whether the variability is due to the probe construction method or the sampling technique. One approach to evaluating this is to collect paired soil gas samples from micro-purge and macro-purge probes, but collect samples from the micro-purge probes using the same parameters as are used at the macro-purge probes. That is, use the same purge volume (measured in ml, not system volumes), purge rate, and sample volume. If the variability is a function of sampling technique, then it would be expected to be similar between the two probe types if when they are sampled in the same manner, whereas, if the variability is due to the construction methodology, the varying the sample collection parameters would not be expected to impact the results.
- At the NAS Lemoore site studied, additional groundwater sampling, possibly at multiple discrete depths, combined with contemporaneous soil gas sampling may provide improved understanding of the dynamic relationship between groundwater and soil gas, and the influence of the slab.
- Installation of additional soil gas and groundwater sampling locations at the NAS Lemoore site studied both under the slab and in the unpaved area immediately adjacent to the slab, would help refine the assessment of the vertical and lateral distribution of VOCs in the subsurface.
- The steepness of the soil gas isoconcentration contours in the vicinity of the slab at NAS Lemoore IRP Site 14 was a somewhat surprising result. Measurement of the soil gas concentration profiles in the sub-slab/near-slab environment at other sites is needed to confirm whether this result is typical.



## 7.0 REFERENCES

- Abreu, Lilian D. and Paul D. Johnson. 2005. *Effect of Vapor Source – Building Separation and Building Construction on Soil Vapor Intrusion as Studied with a 3-Dimensional Model*. *Envir. Sci. Technol.*, 39, 4550-4561.
- California Environmental Protection Agency (Cal/EPA) Department of Toxic Substances Control (DTSC). 2003. *Advisory Active Soil Gas Investigations*. January.
- Tetra Tech EM, Inc. (Tetra Tech). 2008. *Quality Assurance Project Plan for the Investigation of the Vertical Distribution of VOCs in soils from the Groundwater to the Surface/Subslab*. January.
- U.S. Environmental Protection Agency (EPA). 2007. *Final Project Report for the Development of an Active Soil Gas Sampling Method*. Office of Research and Development, National Exposure Research Laboratory, Las Vegas, NV. EPA/600/R-07/076.
- EPA. 2008. *EPA On-line Tools for Site Assessment Calculation, Estimated Henry's Law Constants*. Available on-line at <http://www.epa.gov/athensr/learn2model/part-two/onsite/esthenry.htm>.
- EPA. 1997. Method 8260B - Volatile Organic Compounds by Gas Chromatography/Mass Spectrometry (GC/MS). Test Methods for Evaluating Solid Waste (SW-846). Office of Solid Waste, U.S. Environmental Protection Agency, Washington, D.C.
- EPA. 1996. Method 5035A - Closed-System Purge-and-Trap and Extraction for Volatile Organics in Soil and Waste Samples. Test Methods for Evaluating Solid Waste (SW-846). Office of Solid Waste, U.S. Environmental Protection Agency, Washington, D.C.
- EPA. 1996. Method 8021B - Aromatic and Halogenated Volatiles by Gas Chromatography Using Photoionization and/or Electrolytic Conductivity Detectors. Test Methods for Evaluating Solid Waste (SW-846). Office of Solid Waste, U.S. Environmental Protection Agency, Washington, D.C.

**APPENDIX A**

**SAMPLING TRIP REPORT**

# **SAMPLING TRIP REPORT**

for

## **Vertical Distribution of VOCs in Soils from Ground Water to the Surface/Subslab**

Prepared by:

**Tetra Tech EM, Inc.  
1230 Columbia Street  
Suite 1000  
San Diego, CA 92101**

**EPA Contract #EP-C-05-061  
Task Order No. 65**

**May 2008**

Prepared for:

**Brian A. Schumacher, Task Order Project Officer  
National Exposure Research Laboratory  
Office of Research and Development  
U.S. Environmental Protection Agency  
Las Vegas, NV 89114**



## **1.0 INTRODUCTION**

This Trip Report provides a summary of the sampling activities that were conducted between January 14 and March 3, 2008 at Naval Air Station (NAS) Lemoore Installation Restoration Program (IRP) Site 14. The sampling was conducted on behalf of the U.S. Environmental Protection Agency (EPA), Office of Research and Development, in support of the project titled *Vertical Distribution of VOCs in Soils from Ground Water to the Surface/Subslab*, conducted under EPA Contract Number EP-C-05-061, Task Order Number 65 (TO-65).

NAS Lemoore is located in the California Central Valley, approximately 40 miles south of Fresno and 180 miles northwest of Los Angeles. IRP Site 14 is located in the operations area of NAS Lemoore and consists of maintenance buildings, hangars, and aircraft parking areas (Figure 1).

The project field team included environmental consultants from Tetra Tech (Chris Crosby, Michele Mykris, Brian Dow, Logan Hackett, and James Elliot) and H&P Mobile Geochemistry (Blayne Hartman, Dave Balkenbush, Mark Burke, Kurt Schindler), and drill rig operators from Interphase Environmental, Inc. (Gilbert Mendoza and Raul Talavera). In addition to contractor personnel, the project field team included the EPA Task Order Project Officer (Brian Schumacher) and EPA scientists (John Zimmerman and Katrina Varner). Mr. Frank Nielson, from the NAS Lemoore environmental office, provided logistical support and was often on-site.

The field investigation was implemented over six mobilizations. Geophysical clearance of proposed sampling locations and concrete coring at the Building 173 slab were conducted on January 9 and 10. Drilling and soil gas probe installation were conducted during the weeks of January 14, January 21, and February 11. Soil gas sampling with on-site analysis was conducted the week of February 25. Installation of the HOBO weather station was completed on March 3.

## **2.0 DRILLING AND PROBE INSTALLATION**

Soil gas probe installation and soil sampling was conducted in accordance with the procedures detailed in the QAPP (Tetra Tech 2007). Groundwater sampling, which was not proposed in the QAPP, was conducted at a subset of the sampling locations to obtain data on groundwater VOC concentrations immediately below the soil-gas and soil sampling locations. Groundwater samples were collected by temporarily installing 1-inch diameter slotted PVC well screen in the open boreholes, allowing groundwater to flow into the screen until the groundwater level had stabilized, and then collecting a grab sample with a bailer.

### **2.1.1 Week of January 14**

During the week of January 14, 2008, soil and groundwater sampling and macro-purge soil gas probe installation were conducted at the transects proposed in the QAPP at the former Building 173 (jet-engine test-cell) slab (Figure 2). Drilling, probe installation, and soil sampling was conducted at all 12 of the locations proposed in the QAPP. Grab groundwater samples were collected at six of the drilling locations. Soil sampling and soil gas probe installation was conducted at 2, 4, 6, and 8 feet below ground surface (bgs) at each location. In addition, sub-slab soil gas probes were installed at the four locations on the former Building 173 slab, and tubing-type clusters were installed at two locations.

EPA installed micro-purge soil gas sampling probes at the six transect locations and installed Passive Diffusion Sampler (PDS) wells at two locations. Micro-purge gas probes and PDS wells were installed at depths of 2, 4, 6, and 8 feet bgs at each location.

Soil gas samples were collected in Tedlar bags for off-site screening at the H&P fixed laboratory on January 15 and 16. The results were received via telephone on January 16 and 17 and were non-detect (ND) or very low (less than 1 µg/L) for all compounds. Based on these results, it was determined that the investigation area proposed in the QAPP was not suitable for the investigation. Therefore, a number of alternative areas at NAS Lemoore Site 14 were visited to select a different area for the investigation. Based on a review of available groundwater data and utility maps, it was determined that the most promising area was located on, and immediately east of, the concrete parking lot adjacent to Building 170.

The soil gas probes (micro-purge and macro-purge) and tubing-type clusters were removed from the boreholes at the Building 173 investigation area on January 17 and the soil and groundwater analyses were cancelled. The PDS wells installed at two of the locations (four depths at each location) were left in place. These locations are identified as NT-5A and NT-6A on Figure 2.

On January 18, a geophysical subcontractor was brought back to the site to clear the proposed alternative investigation area east of Building 170. The new locations were cleared and macro-purge soil gas probes were installed at locations ST-3, ST-6, and NT-4 at depths of 2, 4, 7, and 10 feet bgs (Table 1). Soil samples were not collected from these three locations due to time constraints. The soil gas probes were allowed to equilibrate and soil gas samples were collected in Tedlar bags for off-site screening at the H&P fixed laboratory over the weekend.

The results were received on January 19 and TCE and PCE were found to be present in the samples at concentrations ranging from 50 to 670 µg/m<sup>3</sup>. A conference call between EPA, Tetra Tech, and H&P was held on January 20 and it was decided that the investigation should proceed at the new investigation area east of Building 170. A set of two transects were quickly laid out within this new investigation area, with the number and spacing of planned sampling locations essentially the same as originally planned at the Building 173 investigation area (Figure 2).

### **2.1.2 Week of January 21**

The sampling locations along the two transects at the new investigation area, east of Building 170, were identified as ST-1 through ST-6 along the south transect and NT-1 through NT-6 along the north transect (Figure 3). On January 22, concrete coring was conducted at the four locations that were on the concrete slab of the Building 170 parking lot (NT-1, NT-2, ST-1, and ST-2). Drilling, soil sampling, and macro-purge soil gas probe installation were conducted at locations ST-4, ST-5, and NT-3. Soil sampling and soil gas probe installation were conducted at 2, 4, 7, and 10 feet bgs (Table 1). Grab groundwater samples were collected at locations ST-4 and NT-3.

On January 23, the field team attempted to continue drilling and soil gas probe installation. It had been raining overnight and was raining heavily on January 23. The first location attempted was ST-2, which is on the concrete slab of the parking lot. The location was drilled to 4 feet bgs; however, when the drill rod was removed from the borehole, it immediately filled with water. A bailer was obtained and an attempt was made to bail the water out of the borehole; however, the borehole immediately filled up again with water and it was determined that significant amounts of run-off were flowing under the concrete slab and filling the borehole. As these conditions precluded the installation of soil gas probes, an attempt was made to drill at NT-6, located off the concrete slab. However, the drill rig quickly got stuck in the mud before reaching the sampling location. Based on these conditions, it was decided not to continue the drilling program until the rain stopped and the ground had dried out. The weather forecast called for continued rain through the following week; therefore, the field investigation was put on weather hold.

**Table 1**  
**Macro-Purge Soil Gas Probe Installation Details**

Location ID	Probe ID	Installation Date	Coordinates (Easting/Northing)	Probe Depth (feet bgs)	Length of Sandpack (inches)	System Volume (ml)
<b>Primary Sampling Transects (Figure 3)</b>						
ST-1	ST1-SS	February 11	5988987.22/ 2674264.40	Sub Slab	2	2
	ST1-2			2	6	4
	ST1-4			4	6	6
	ST1-7			7	6	9
	ST1-10			10	6	12
ST-2	ST2-SS	February 11	5989001.35/ 2674270.68	Sub Slab	2	2
	ST2-2			2	6	4
	ST2-4			4	6	6
	ST2-7			7	6	9
	ST2-10			10	6	12
ST-3	ST3-2	January 18	5989007.09/ 2674271.47	2	6	4
	ST3-4			4	6	6
	ST3-7			7	6	9
	ST3-10			10	6	12
	Tubing			6.25	18	7 (28) <sup>1</sup>
ST-4	ST4-2	January 22	5989024.26/ 2674281.30	2	6	4
	ST4-4			4	6	6
	ST4-7			7	6	9
	ST4-10			10	6	12
ST-5	ST5-2	January 22	5989042.33/ 2674289.17	2	6	4
	ST5-4			4	6	6
	ST5-7			7	6	9
	ST5-10			10	6	12
ST-6	ST6-2	January 18	5989060.69/ 2674296.24	2	6	4
	ST6-4			4	6	6
	ST6-7			7	6	9
	ST6-10			10	6	12
	Tubing			6.25	18	7 (28) <sup>1</sup>
NT-1	NT1-SS	February 12	5988972.30/ 2674294.76	Sub Slab	2	2
	NT1-2			2	6	4
	NT1-4			4	6	6
	NT1-7			7	6	9
	NT1-10			10	6	12

**Table 1 (cont.)  
 Macro-Purge Soil Gas Probe Installation Details**

Location ID	Probe ID	Installation Date	Coordinates (Easting/Northing)	Probe Depth (feet bgs)	Length of Sandpack (inches)	System Volume (ml)
<b>Primary Sampling Transects (Figure 3)</b>						
NT-2	NT2-SS	February 12	5988986.95/ 2674302.07	Sub Slab	2	2
	NT2-2			2	6	4
	NT2-4			4	6	6
	NT2-7			7	6	9
	NT2-10			10	6	12
NT-3	NT3-2	January 22	5988990.25/ 2674303.85	2	6	4
	NT3-4			4	6	6
	NT3-7			7	6	9
	NT3-10			10	6	12
NT-4	NT4-2	January 18	5989011.36/ 2674313.23	2	6	4
	NT4-4			4	6	6
	NT4-7			7	6	9
	NT4-10			10	6	12
NT-5	NT5-2	February 12	5989026.97/ 2674321.15	2	6	4
	NT5-4			4	6	6
	NT5-7			7	6	9
	NT5-10			10	6	12
NT-6	NT6-2	February 12	5989045.05/ 2674328.40	2	6	4
	NT6-4			4	6	6
	NT6-7			7	6	9
	NT6-10			10	6	12
<b>Abandoned Sampling Transect (Figure 2)</b>						
NT-5A <sup>2</sup>	NA	January 16	5988573.77/ 2673996.92	2	NA	NA
				4	NA	NA
				6	NA	NA
				8	NA	NA
NT-6A <sup>2</sup>	NA	January 16	5988557.06/ 2673987.77	2	NA	NA
				4	NA	NA
				6	NA	NA
				8	NA	NA

**Notes:**

- 1 Polyethylene tubing is 1/4 inch in diameter (4 ml/foot), all other tubing types are 1/8 inch in diameter (1 ml/foot).
- 2 Passive diffusion well only
- bgs below ground surface
- ml milliliters

The micro-purge probe installation protocol does not require construction of the probe in an open hole; therefore, the micro-purge probe installation was not impacted by the under-flow of rain water beneath the slab and EPA installed micro-purge soil gas probes at locations ST-1 and ST-2 on the concrete slab.

### **2.1.3 Week of February 11**

On February 11, soil and grab-groundwater sampling and macro-purge soil gas probe installation was conducted at locations ST-1 and ST-2 (Figure 3, Table 1). Soil gas probes were installed sub-slab, and at 2, 4, 7, and 10 feet bgs. Soil samples were collected from 2, 4, 7, and 10 feet bgs. EPA installed micro-purge soil gas probes at 2, 4, 7, and 10 feet bgs at locations ST-5 and ST-6.

On February 12, soil sampling and macro-purge soil gas probe installation was conducted at locations NT-1, NT-2, NT-5, and NT-6 at 2, 4, 7, and 10 feet bgs. In addition, sub-slab soil gas probes were installed at NT-1 and NT-2. Grab groundwater samples were collected at NT-1 and NT-6.

As discussed in Section 2.1.1, due to time constraints, soil samples were not collected at locations ST-3, ST-6, and NT-4 when the soil-gas probes were installed on January 18. This was discussed with Brian Schumacher in the field, and it was agreed that soil samples should be collected at locations ST-3 and ST-6, but were not necessary from NT-4. On February 12, a new borehole was drilled immediately adjacent to location ST-6 and soil samples were collected at 2, 4, 7, and 10 feet bgs and a grab groundwater sample was collected. On February 13, a new borehole was drilled immediately adjacent to location ST-3 and soil samples were collected at 2, 4, 7, and 10 feet bgs.

Tubing-type clusters were installed at locations ST-3 and ST-6 at 6.5 feet bgs on February 13. The tubing-type clusters consisted of a bundle of six different tubing types, each with a gas-permeable tip, installed similarly to the other macro-purge soil gas probes, with the exception that the sand pack was 18 inches rather than 6 inches. The rationale was that while the regular macro-purge probes were intended to sample a specific depth, the objective of the tubing-type clusters was to assess the effect of tubing type on measured soil gas concentrations, and the longer sand pack would better accommodate the larger purge volume that would be associated with purging multiple probes (each tubing type) in quick succession. The tubing types were stainless steel, copper, polyetheretherketone (PEEK), Teflon, Nylaflow, and polyethylene. All of the tubing types were 1/8-inch diameter with the exception of the polyethylene, which was only available in 1/4-inch diameter.

On February 13, EPA completed installation of the micro-purge soil gas probes at locations ST-1, ST-2, ST-3, and ST-4 and constructed PDS wells at locations ST-1, ST-2, ST-3, and ST-5 (Figure 2). Micro-purge soil gas probes and PDS wells were installed at depths of 2, 4, 7, and 10 feet bgs.

## **3.0 SOIL AND GROUNDWATER SAMPLE ANALYSES**

Soil and groundwater samples were submitted to American Environmental Testing Laboratory, Inc. (AETL) in Burbank, California for VOC analysis via EPA method SW8260B.

Due to the low concentrations of soil gas detected in the screening soil gas samples (Section 2.1.1), three soil samples collected on January 22 (ST4-4, ST4-7Q, and ST4-10) were submitted to AETL for VOC analysis on a 24-hour turn-around-time basis. The results for all three samples were ND for all compounds; therefore, the remaining soil samples collected on January 22 and all subsequent soil samples were archived at the laboratory pending a decision from EPA on which samples should be analyzed.



Based on instructions received from EPA on February 22, the 10-foot bgs soil sample from ST-5, and all of the soil samples from NT-1, NT-2, and NT-3 were analyzed. A total of 17 soil samples, including one duplicate, were analyzed. Table 2 summarizes the soil samples analyzed during the project.

**Table 2**  
**Soil Sample Summary**

Location	Depth (feet bgs)	Sample ID	Collection Date
NT-1	2	NT1-2	2/12/08
	4	NT1-4	2/12/08
	7	NT1-7	2/12/08
	10	NT1-10	2/12/08
NT-2	2	NT2-2	2/12/08
	4	NT2-4	2/12/08
	7	NT2-7	2/12/08
	10	NT2-10Q	2/12/08
NT-3	2	NT3-2	1/22/08
	4	NT3-4	1/22/08
	7	NT3-7	1/22/08
	10	NT3-10	1/22/08
ST-4	4	ST4-4	1/22/08
	7	ST4-7Q	1/22/08
	10	ST4-10	1/22/08
ST-5	10	ST5-10	1/22/08
	10	FieldDup4	1/22/08

Grab groundwater samples were collected from a subset of the sampling locations and analyzed for VOCs to evaluate the groundwater concentrations directly beneath the soil gas sampling probes. Table 3 summarizes the groundwater samples collected and analyzed during the project.

**Table 3**  
**Groundwater Sample Summary**

Location	Depth (feet bgs)	Sample ID	Collection Date
NT-1	11.2	NT1-GW	2/12/08
NT-3	NR	NT3-GW	1/22/08
NT-6	10.7	NT6-GW	2/12/08
ST-1	10.9	ST1-GW	2/11/08
ST-2	11.2	ST2-GW	2/11/08
ST-4	11.5	ST4-GW	1/22/08
ST-6	10.7	ST6-GW	2/12/08

**Definition:**

NR not recorded

**4.0 SOIL GAS SAMPLING AND ANALYSIS**

Soil gas sampling was conducted during the week of February 25. An on-site mobile laboratory from H&P was used to analyzed soil gas samples. Macro-purge soil gas probes were purged using disposable

60-ml polypropylene syringes attached to 3-way Swagelok valves and samples were collected in the syringes after purging.

Purge tests were conducted at five different macro-purge probes. On February 25, purge volume tests were conducted at probes NT4-10, ST1-10, and ST3-10. At probes NT4-10 and ST1-10, samples were collected after purging 1, 2, and 5 system volumes and at probe ST3-10 after purging 2, 3, and 5 system volumes. On February 26, purge volume tests at 2, 3, and 5 system volumes were conducted on probes ST2-10 and ST4-10. The system volumes for each probe are indicated on Table 1. Based on the results of the purge tests, a purge volume equal to 3 system volumes was selected for the sampling program.

Micro-purge soil gas probes were purged and sampled using glass syringes provided by EPA. A single system volume was purged from each micro-purge probe followed by collection of a 2.5 ml sample. System volumes for the micro purge probes were assumed to be 2.0, 2.1, 2.1, and 2.2 ml for the 2-, 4-, 7-, and 10-foot deep probes, respectively.

A total of 206 soil vapor samples were collected from February 25 through 29. These comprised 15 purge volume test samples, 118 macro-purge samples (including 12 duplicates), 49 micro-purge samples (including six duplicates), and 24 tubing cluster samples. Each soil gas probe was sampled a minimum of two times during the sampling program.

## **5.0 AUTO-SAMPLER INSTALLATION**

The auto-sampler and HOBO weather station were deployed on February 29 and March 3. The auto-sampler was integrated with 13 of the macro-purge probes along the southern transect:

- ST1-SS
- ST1-2
- ST1-4
- ST1-7
- ST2-SS
- ST2-2
- ST2-4
- ST2-7
- ST3-2
- ST3-4
- ST3-7
- ST4-2
- ST4-4

These probes were selected as they provided three complete vertical profiles at the locations that had the highest measured VOC concentrations. In addition, selection of four adjacent locations along a single transect provided logistical advantages.

The HOBO weather station was set up to measure ambient temperature, barometric pressure, relative humidity, wind speed, wind direction, and rain fall. In addition, soil moisture probes, integrated with the HOBO weather station, were collocated with vapor probes ST1-4, ST3-2, ST3-4, ST3-7, ST4-2, and ST4-4.

## **6.0 FIELD QUALITY CONTROL**

Duplicate field samples were collected at a rate of approximately 11 percent for macro-purge samples and 14 percent for micro-purge samples. This exceeds the requirements of the QAPP.

Leak tests were conducted at five of the 2-foot bgs macro-purge probes: ST2-2, ST4-2, ST6-2, NT1-2, and NT3-2. The leak tests were done at the shallowest probes (i.e. 2 feet bgs) as these are considered the most likely to leak as they have the shortest column of hydrated bentonite to seal out ambient air. All five of the probes passed the leak tests, with no leak-test compound detectable in the samples. Based on these results, the probes were assumed to be well sealed and no additional leak tests were conducted.

## **7.0 HEALTH AND SAFETY**

Each field team member was required to sign a form acknowledging they had received and understood the site-specific health and safety plan. Each day of field work began with a Tailgate Health and Safety meeting followed by equipment checking and preparation. The daily health and safety meetings were conducted by the Tetra Tech site supervisor and covered site-specific health and safety concerns including physical, chemical, and biological hazards.

There were no accidents or other health and safety incidents during the field program.

# **FIGURES**

**(3 Pages)**



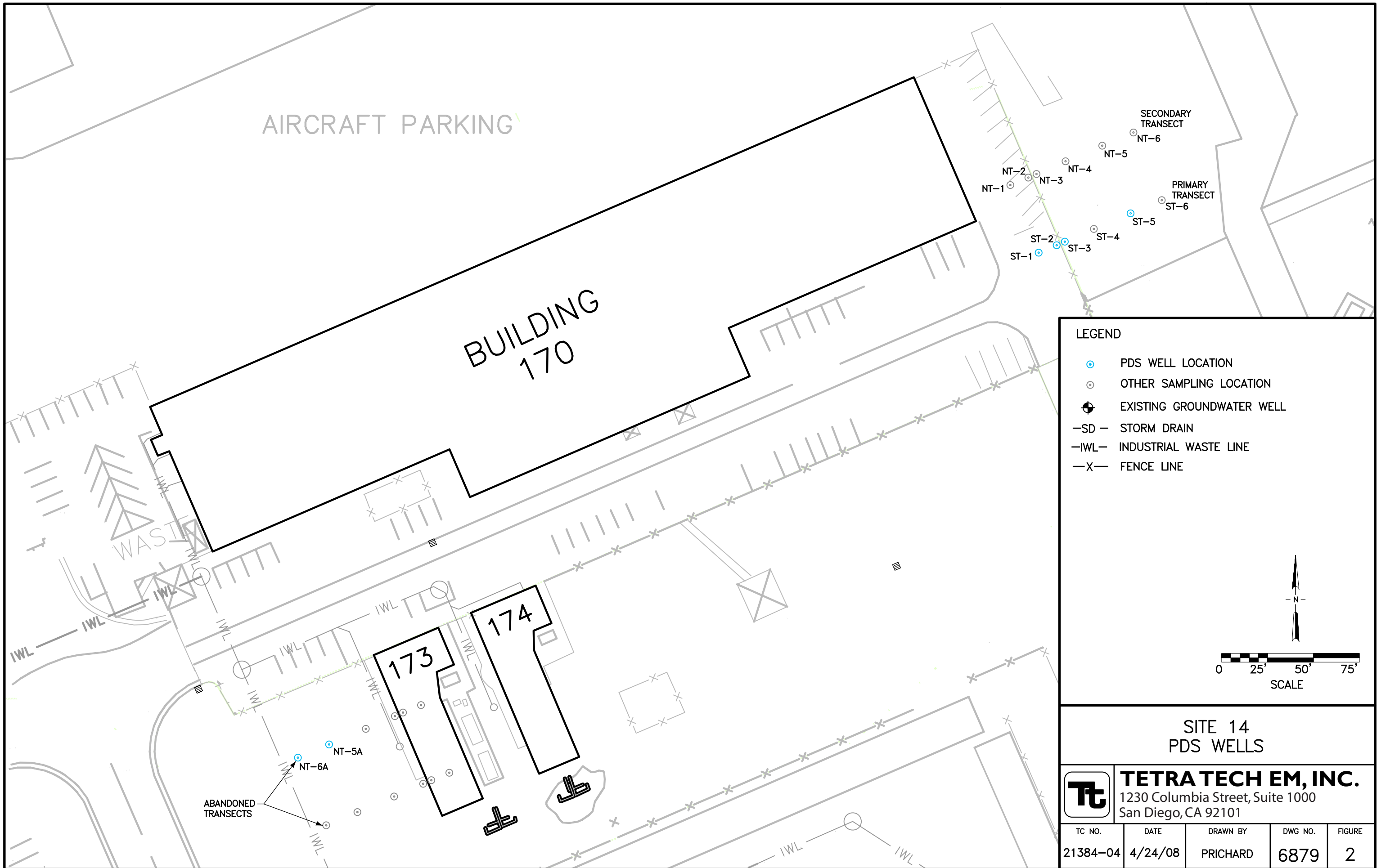
R:\Navy\Lemoore\4306\301060303\Fig1\_Detail\_Site\_Map.dwg 03/30/2007 deborah.ford DN

**NAS Lemoore - Site14**  
 U.S. Navy, NAVFAC Southwest, San Diego, California

**FIGURE 1**  
**DETAILED SITE MAP**

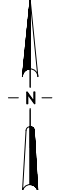
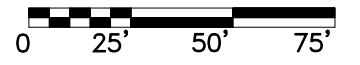
Site 14 Groundwater Sampling  
 Second Quarter Technical Memorandum

**Tetra Tech EM Inc.**



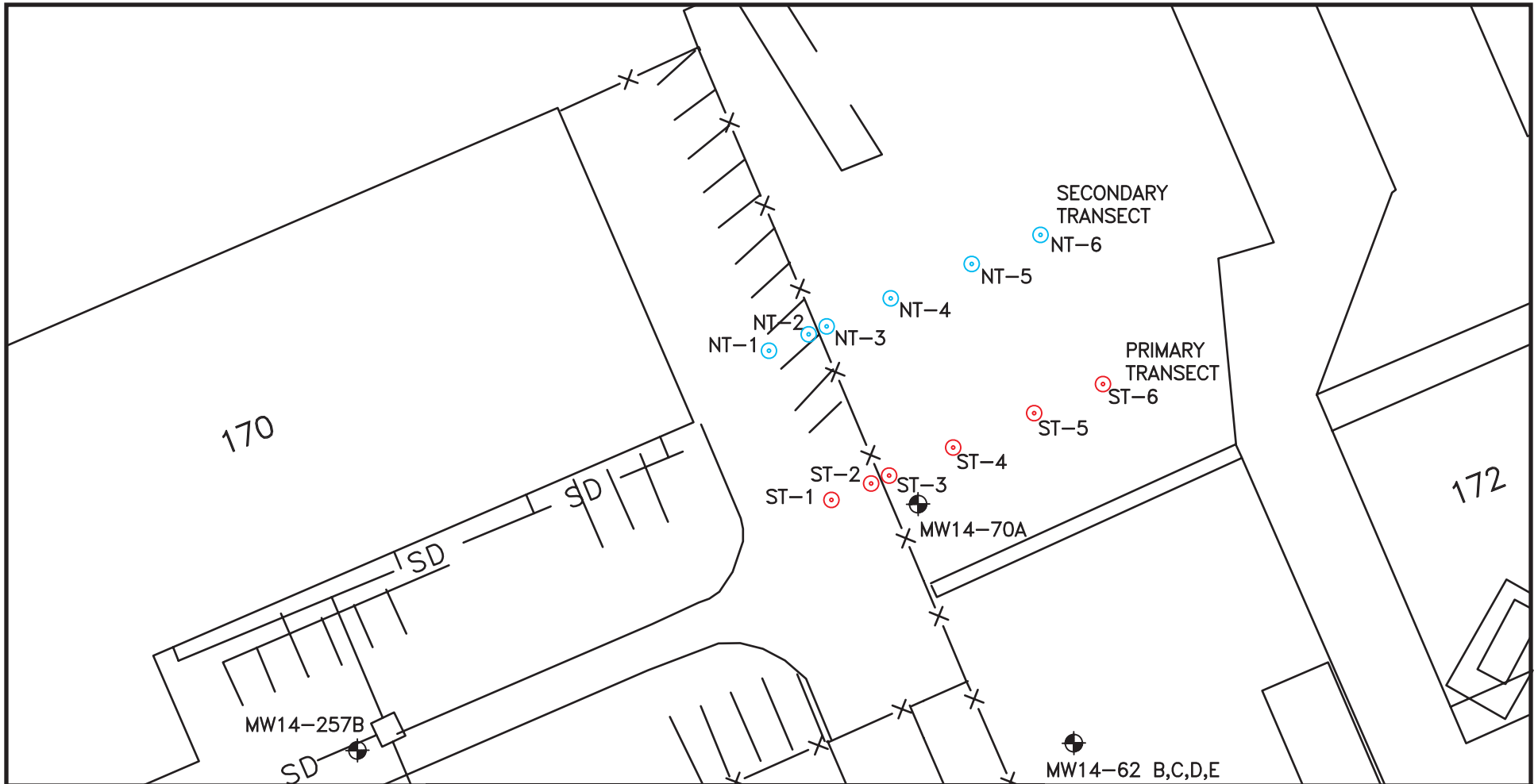
**LEGEND**

- PDS WELL LOCATION
- OTHER SAMPLING LOCATION
- ⊕ EXISTING GROUNDWATER WELL
- SD- STORM DRAIN
- IWL- INDUSTRIAL WASTE LINE
- X- FENCE LINE






  
  
 SCALE

**SITE 14  
PDS WELLS**

<b>Tt</b>	<b>TETRA TECH EM, INC.</b>			
	1230 Columbia Street, Suite 1000 San Diego, CA 92101			
TC NO.	DATE	DRAWN BY	DWG NO.	FIGURE
21384-04	4/24/08	PRICHARD	6879	2



**LEGEND**

-  EXISTING GROUNDWATER WELL
-  -SD - STORM DRAIN
-  -X- FENCE LINE
-  MACRO-PURGE AND MICRO-PURGE SOIL GAS SAMPLING LOCATION
-  MACRO-PURGE SOIL GAS SAMPLING LOCATION



**SITE 14  
SAMPLING TRANSECTS**



**TETRA TECH EM, INC.**  
1230 Columbia Street, Suite 1000  
San Diego, CA 92101

TASK NO. 21384-04	DATE 4/24/08	DRAWN BY PRICHARD	DWG NO. 6708	FIGURE 3
----------------------	-----------------	----------------------	-----------------	-------------

**PHOTOGRAPHIC LOG**  
**(10 Pages)**





**Photograph 1:** Concrete coring at Building 173 slab.



**Photograph 2:** Concrete core holes at location ST-2



**Photograph 3:** Installation of macro-purge soil gas probes with H&P Stratoprobe rig.



**Photograph 4:** Installation of PDS wells.





**Photograph 5:** Drilling hole in slab for sub-slab soil gas probe



**Photograph 6:** Installation of sub-slab soil gas probe.



**Photograph 7:** Pouring sandpack for sub slab soil gas probe.



**Photograph 8:** EPA installing micro-purge soil gas probes.



**Photograph 9:** EPA installing micro-purge soil gas probes.



**Photograph 10:** Tubing-type cluster.





**Photograph 11:** Southern transect looking west. Building 170 visible in right background.



**Photograph 12:** Southern transect looking east. Micro-purge probes in foreground, macro-purge probes and sub-slab probe behind micro-purge probes.



**Photograph 13:** PDS wells in background, micro-purge probes in middle ground, macro-purge probes and tubing-type cluster in foreground.



**Photograph 14:** PDS well, micro-purge probe, and macro-purge probe installations on slab.





**Photograph 15:** PDS vial (with yellow cap) in holding device.



**Photograph 16:** Polypropylene (upper) and glass (lower) sampling syringes.





**Photograph 17:** Auto-sampler RV. Conduit containing Nylaflow tubing from macro-purge probes on left.



**Photograph 18:** Auto-sampler RV. Conduit running from probe locations to RV visible in middle ground.



**Photograph 19:** Locations ST-2 (left) and ST-3 (right) in foreground, HOBOT weather station in background.



**Photograph 20:** HOBOT weather station.

## **APPENDIX B**

# **PASSIVE DIFFUSION SAMPLER SOP**

## **STANDARD OPERATING PROCEDURE**

### **PREPARATION AND IMPLEMENTATION OF NEW PASSIVE DIFFUSION SAMPLERS FOR GROUND WATER AND/OR SOIL GAS**

#### **1. Disclaimer**

This standard operating procedure has been prepared for the use of the Groundwater and Ecosystems Restoration Division of the U.S. Environmental Protection Agency and may not be specifically applicable to the activities of other organizations. **THIS IS NOT AN OFFICIAL EPA APPROVED METHOD.** This document has not been through the Agency's peer review process or ORD clearance process.

#### **2. Purpose (Scope and Application)**

This document describes the procedure used to collect ground water and/or soil gas samples at contaminated sites where vertical contaminant profiling of VOCs (Volatile Organic Compounds) is important for site characterization and risk assessment. The procedure employs the use of a newly developed passive diffusion sampler (PDS).

#### **3. Method Summary**

Passive diffusion samplers are constructed using 40 ml VOA vials where the Teflon septa is replaced with a permeable membrane. The PDS is inserted into a custom-made messenger and deployed down monitoring wells which have been installed with 2-inch diameter screened intervals. The permeable membrane in the PDS is exposed to the screened-interval and contaminants diffuse through the membrane into the water-filled PDS. The PDS are recovered from the wells after an appropriate equilibration period, typically one month for most VOCs, and analyzed for contaminants of concern.

#### **4. Reagents/Chemicals/Gases**

Trisodium phosphate (TSP)  $\text{Na}_3\text{PO}_4$ , dodecahydrate – directly from the vendor.

## 5. Equipment/Apparatus

- PDS Vials - 40 ml VOA vial fitted with modified caps where the Teflon® septa is replaced with a 25 mm diameter Supor® membrane (0.2 µm pore size). A 15 mm hole is punched through the center of the Teflon-faced silicone rubber septum. The 25 mm diameter Supor® membrane is inserted into the screw cap. The Teflon-faced silicone rubber septum containing the hole is used as an o-ring to hold the membrane in place, with the Teflon-faced side facing the mouth of the 40 ml vial.
- Messengers – used to hold the PDS within the monitoring well.
- Safety cable hooked to the top of the messenger. The cable is used to retrieve the messenger and PDS vial from monitoring wells. The cable should be of sufficient length to extend from the installed messenger to the top of the well, with enough excess rope to attach securely at the surface.
- PVC Rod – in excess of well depth, used to push the messenger down to the bottom of the monitoring well.
- Peristaltic pump – used to evacuate air within the monitoring well as the messenger is lowered into the well. This eliminates potential geochemical alteration from air being pushed into the formation.
- PDS Vials are labeled with unique sample identifiers prior to being deployed in monitoring wells.
- Chain of custody forms for sample shipment to the analyzing laboratory.
- Ice and ice chest for shipping samples to laboratory.

## 6. Health & Safety Precautions

Standard field safety procedures must be followed at all times.

## 7. Interferences

VOA samples are subject to contamination by volatile compounds via diffusion through the septa. Care should be taken to store samples to maintain their integrity, i.e., away from sources of possible contamination, such as standards or samples known to contain high concentrations of volatiles.

## 8. Procedure

### Construction of Passive Diffusion Samplers

The passive diffusion sampler (PDS) is a 40 ml VOA vial fitted with modified caps where the Teflon® septa is replaced with a 25 mm diameter Supor® membrane (0.2 µm pore size) (**Figure 1**). A 15 mm hole is punched through the center of the Teflon-faced silicone rubber septum. The 25 mm diameter Supor® membrane is inserted into the screw cap. The Teflon-faced silicone rubber septum containing the hole is used as an o-ring to hold the membrane in place, with the Teflon-faced side facing the mouth of the 40 ml vial. Each PDS is loaded with 0.4 ± 0.1 gram of trisodium phosphate dodecahydrate as a preservative, then 40 ml deionized water is added to each vial. The vials are capped and the cap is covered with parafilm to prevent dehydration. The parafilm is removed prior to deploying in monitoring wells.

### Construction of Messengers

- High density polyethylene (HDPE) round stock (2.05" dia.) is cut to length (6.25") and placed in a lathe chuck.
- The ends are faced using a parting tool. The final length is 6.0".
- A 7/16" drill bit is used to drill a 0.435" diameter, 3.0" deep hole in one end (top end).
- A 1.125" hole is drilled to a depth of 3.75" in the other end (bottom end). This is for placement of the PDS vial.
- The locations of the two sealing vanes are marked on the outside of the stock. (1.10" and 3.40" from the bottom end).

- Using a parting tool, two 0.15” grooves (vane detent) are cut to create each 0.04” thick vane.
- The HDPE shaft is turned down to an outside diameter of 1.95”, leaving the vanes at 2.05” diameter.
- The 0.435” hole at the top of the messenger is threaded to accommodate a 0.25” compression fitting for the pump tubing.
- A stainless steel eye bolt (0.02 X 1.0 inch) is threaded into the large opening end to hold the PDS vial.
- Using the 0.25 inch compression fitting as a fastening point, 1/16 inch diameter stainless steel, plastic coated braided wire is stripped to 1.0” and the wire is wrapped around the threaded shaft of the compression fitting between the two thread points. A 0.0626” aluminum crimp ferrule is used to secure the wire around the shaft.
- 0.25” pump polyethylene tubing is attached to the messenger via the compression fitting. The tubing accompanies the retrieval wire to the top of the well casing after the messenger is deployed within the monitoring well. This is secured to an ExCap (quick connect vented J-plug).

### **Monitoring System**

The monitoring system consists of a cluster of 2-in diameter PVC monitoring wells installed at discrete depths with 2-in screened intervals (**Figure 2**). The messenger containing the PDS is lowered into each monitoring well so that the cap of the PDS is exposed within the well screened interval. The PDS is left in the monitoring well for approximately one month.

### **PDS Messenger Insertion**

The PDS vial is inserted into the bottom of the messenger so that the cap is exposed at the bottom of the messenger (**Figure 3**). A zip tie is looped through the eyebolt on the bottom of the messenger and around the vial cap and closed to secure the vial within the messenger. The messenger is lowered into the top of the monitoring well.

The peristaltic pump is connected to the tubing extending from the top of the messenger. The peristaltic pump is turned on at a rate of approximately 1 L/min for one minute to evacuate air inside the well casing below the messenger. The messenger is lowered one foot following every minute of air purging.

The PVC rod is used to push the messenger into the monitoring well. The depth of the well and screened interval is known. This depth, minus the length of the messenger, is measured and marked on the PVC rod. The rod is lowered until the marked depth is reached.

Secure the safety cable to the well cap before closing the well.

### **PDS Messenger Retrieval**

The PDS is retrieved after a minimum equilibration time of one month by pulling on the sampler retrieval cable. After the PDS has been recovered, the modified screw cap is immediately replaced with a screw cap fitted with a solid Teflon-faced silicone rubber septum. Samples are placed on ice for storage and shipment to the laboratory for analysis.

## **9. QA/QC**

- This procedure is to be carried out by trained personnel.
- Trisodium phosphate is added to each PDS vial prior to filling with water. The 1% concentration (0.4 gm) is in excess of the amount needed to preserve the sample against bacterial degradation. All samples must be analyzed within the determined holding time period for each particular analysis.
- Field duplicate samples can be obtained by splitting a sample into two 40 ml VOA vials and diluting with deionized water. This should be conducted in the laboratory so that accurate weights can be obtained for correcting data after analysis.
- Spiking known concentrations of contaminant(s) of interest into selected samples may be desirable.
- Each porous membrane will be used for only one sampling event.



- Latex or other lab gloves (unpowdered) will be worn when weighing TSP and placing it in the PDS vials and adding water to the PDS vials.
- Torn or broken membranes will not be used.
- The PDS vials will be checked for air bubbles prior to placing them in the messenger.
- Several samples of the water used to fill the PDS's shall be retained in the laboratory and one or more will be submitted along with the samples for analysis of analytes of concern.
- A trip blank (VOA vial filled with blank water) will be included with VOA samples in each ice chest.

## 10. Calculations

Because the data are reported as mg/L in water, the contaminant concentration in soil gas is calculated by multiplying the concentration of contaminant of concern in water (mg/L) by the dimensionless Henry's Law Constant, then dividing by the molecular weight of the specific contaminant of concern.

## 11. Miscellaneous Notes

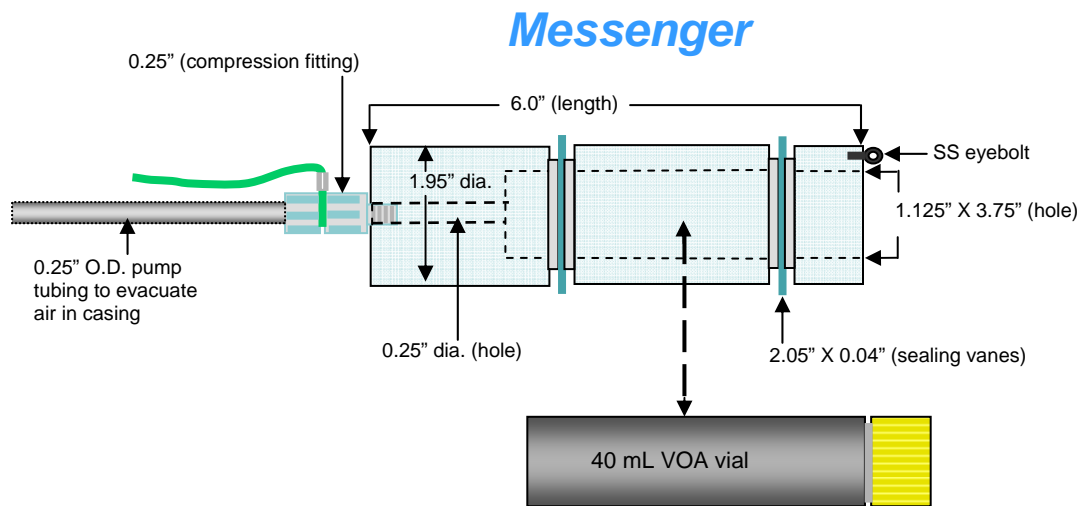
- No purging, pumping, or external energy source is required because sampling is accomplished through natural diffusion across the membrane.
- Since no well purging is required, the quantity of waste water is significantly reduced.
- The PDS allows for sampling soil gas in the vadose zone, which is then converted from an aqueous concentration of  $\mu\text{g/L}$  to ppmv or  $\text{mg/M}^3$  for vapor concentration.
- The PDS allows sampling from a very discrete subsurface zone.
- High sample integrity is maintained because the membrane cap is immediately replaced upon retrieval from the well. There is no sample transfer, further reducing concentration losses from volatile organic compounds (VOCs).

RSKSOP-306  
Revision No. 0  
January 2009  
Page 7 of 10  
Cynthia J. Paul  
Ken Jewell

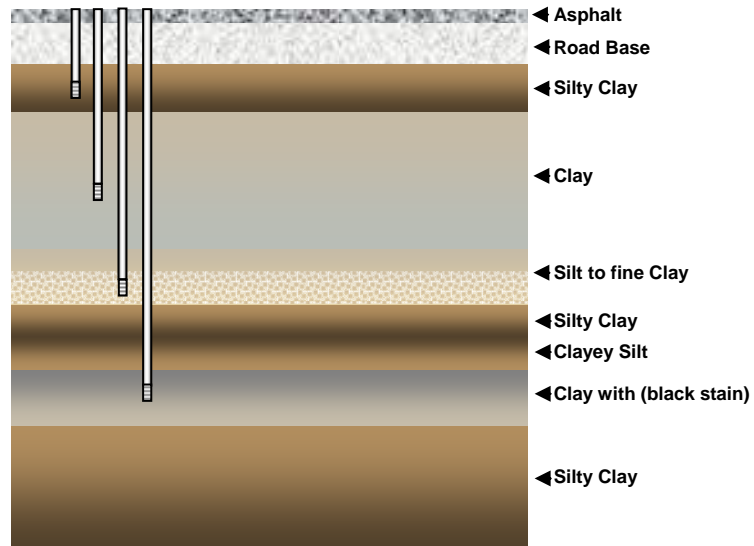
- The PDS is portable and can easily be moved from well to well for comprehensive soil gas and groundwater sampling at any given site and may provide solution for sampling tight formations.

## **12. References**

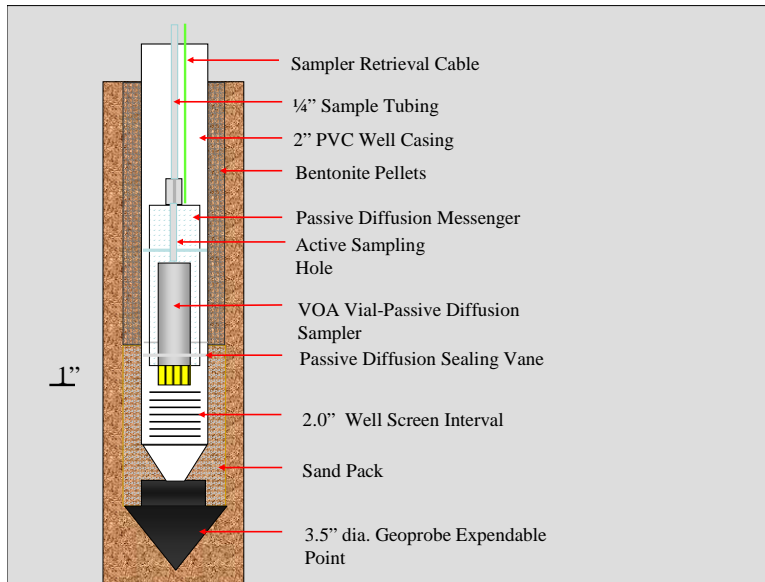
None.



**Figure 1.** Schematic of PDS and messenger.



**Figure 2.** Example of depth discrete vapor monitoring wells with 2-in screened intervals.



**Figure 3.** Schematic of the PDS and messenger deployed within the monitoring well screened interval.

## **APPENDIX C**

# **LABORATORY DATA PACKAGES**



## American Environmental Testing Laboratory Inc.

2834 & 2908 North Naomi Street Burbank, CA 91504 • DOHS NO: 1541, LACSD NO: 10181  
Tel: (888) 288-AETL • (818) 845-8200 • Fax: (818) 845-8840 • www.aetlab.com

### Ordered By

Tetra Tech Inc.  
4213 State Street Suite 100  
Santa Barbara, CA 93110-2847

Number of Pages 5  
Date Received 01/23/2008  
Date Reported 01/24/2008

Telephone: (805)681-3100  
Attention: James Elliot

Job Number	Order Date	Client
45767	01/23/2008	T/TSB

Project ID: T21384-02  
Project Name: Streams TO-65  
Site: Site 14 Lemoore NAS

Enclosed please find results of analyses of 3 soil samples which were analyzed as specified on the attached chain of custody. If there are any questions, please do not hesitate to call.

Checked By: \_\_\_\_\_

Approved By: \_\_\_\_\_

Cyrus Razmara, Ph.D.  
Laboratory Director



TETRA TECH, INC.  
4213 State Street, Suite 100  
Santa Barbara, CA 93110  
Phone (805) 681-3100  
FAX (805) 681-3108

SHIPPED TO: Kentucky Laboratories 80 AETL  
640 N. Diamond Bar Blvd 2331 N. Main  
Diamond Bar, CA 91765 80 B. Highway 4  
SITE Lemoore S.k. 14

SeB# 45767  
CHAIN OF CUSTODY RECORD  
DATE 1/22/07 PAGE 1 OF 1

CLIENT		PROJECT NAME		PROJECT MANAGER		TC#		SAMPLERS (Signatures)		ANALYTICAL METHODS		TURN-AROUND TIME		OBSERVATIONS/COMMENTS															
SAMPLE ID	DATE	TIME	DATE	TIME	SW8260 VOCs / BTEX / THPs	SW8260 MTBE, ETBE, TBA, TAME, DIPE	SW8260 EDC, EDB	SW8015 Diesel / Gas / Carbon Chain	SW8081 Pesticides	SW8082 PCBs	SW8270 SVOCs	SW8270 SIM PAHs	SW6010 / 7470 / 7471 CAM17 Metals	SW6010 / 7060 Arsenic	SW1796 / 7199 Chromium VI	E300 CLS / 310.1 ALK / 160.1 TDS	E353.2 N-N / E415.1 TOC / 376.2 Sulfide	Moisture / Density	Total Porosity	Air Permeability	TOC (Walkley Block)	Matrix Type	Container Type	Number of Containers	Filtered Sample	TURN-AROUND TIME:	OBSERVATIONS/COMMENTS:		
ST4-4	1/22/07	1155			X																	SG4	24 hr	TAT	24 hr	ST4-4			
ST4-7A		1200			X																	SG8	24 hr	TAT	24 hr	ST4-7A			
ST4-10		1205			X																	SG4	24 hr	TAT	24 hr	ST4-10			
<i>B.D.W.</i>																													
MATRIX TYPE:		S = Soil	W = Water	CONTAINER TYPE:		G = Glass	SS = Stainless Steel	P = Plastic	PRESERVATIVES:		All samples are preserved at 4° C.		Water samples are preserved as indicated on the sample labels.		TEMPERATURE BLANK EACH COOLER:		YES	NO	TOTAL NUMBER OF CONTAINERS		16	METHOD OF SHIPMENT		FEDEX	SPECIAL SHIPMENT/HANDLING/STORAGE REQUIREMENTS:				
RELINQUISHED BY:		<i>B.D.W.</i>		SIGNATURE:		TETRA TECH, INC.		DATE:		1/22/07	TIME:		1300	RELINQUISHED BY:		<i>[Signature]</i>		SIGNATURE:		DATE:		01/23/08	TIME:		10:15	RECEIVED BY:		<i>[Signature]</i>	
RECEIVED BY:		<i>[Signature]</i>		SIGNATURE:		COMPANY:		DATE:			TIME:			RECEIVED BY:		<i>[Signature]</i>		SIGNATURE:		DATE:			TIME:			RECEIVED BY:		<i>[Signature]</i>	





# American Environmental Testing Laboratory Inc.

2834 & 2908 North Naomi Street Burbank, CA 91504 • DOHS NO: 1541, LACSD NO: 10181  
 Tel: (888) 288-AETL • (818) 845-8200 • Fax: (818) 845-8840 • www.aetlab.com

## ANALYTICAL RESULTS

### Ordered By

Tetra Tech Inc.  
 4213 State Street  
 Suite 100  
 Santa Barbara, CA 93110-2847

### Site

Site 14 Lemoore NAS

Telephone: (805)681-3100

Attn: James Elliot

Page: 2

Project ID: T21384-02

Project Name: Streams TO-65

AETL Job Number	Submitted	Client
45767	01/23/2008	T/TSB

Method: (8260B), Volatile Organic Compounds by GC/MS (SW846)

QC Batch No: 012308

Our Lab I.D.		Method Blank	45767.01	45767.02	45767.03	
Client Sample I.D.			ST4-4	ST4-7Q	ST4-10	
Date Sampled			01/22/2008	01/22/2008	01/22/2008	
Date Prepared		01/23/2008	01/23/2008	01/23/2008	01/23/2008	
Preparation Method		5035A	5035A	5035A	5035A	
Date Analyzed		01/23/2008	01/23/2008	01/23/2008	01/23/2008	
Matrix		Soil	Soil	Soil	Soil	
Units		ug/Kg	ug/Kg	ug/Kg	ug/Kg	
Dilution Factor		1	1	1	1	
Analytes	MDL	PQL	Results	Results	Results	Results
Acetone	25	50	ND	ND	ND	ND
Benzene	2.0	10.0	ND	ND	ND	ND
Bromobenzene (Phenyl bromide)	5.0	10.0	ND	ND	ND	ND
Bromochloromethane	5.0	10.0	ND	ND	ND	ND
Bromodichloromethane	5.0	10.0	ND	ND	ND	ND
Bromoform (Tribromomethane)	25	50	ND	ND	ND	ND
Bromomethane (Methyl bromide)	15	30	ND	ND	ND	ND
2-Butanone (MEK)	25	50	ND	ND	ND	ND
n-Butylbenzene	5.0	10.0	ND	ND	ND	ND
sec-Butylbenzene	5.0	10.0	ND	ND	ND	ND
tert-Butylbenzene	5.0	10.0	ND	ND	ND	ND
Carbon Disulfide	25	50	ND	ND	ND	ND
Carbon tetrachloride	5.0	10.0	ND	ND	ND	ND
Chlorobenzene	5.0	10.0	ND	ND	ND	ND
Chloroethane	15	30	ND	ND	ND	ND
2-Chloroethyl vinyl ether	50	50	ND	ND	ND	ND
Chloroform (Trichloromethane)	5.0	10.0	ND	ND	ND	ND
Chloromethane (Methyl chloride)	15	30	ND	ND	ND	ND
2-Chlorotoluene	5.0	10.0	ND	ND	ND	ND
4-Chlorotoluene	5.0	10.0	ND	ND	ND	ND
1,2-Dibromo-3-chloropropane (DBCP)	25	50	ND	ND	ND	ND
Dibromochloromethane	5.0	10.0	ND	ND	ND	ND
1,2-Dibromoethane (EDB)	5.0	10.0	ND	ND	ND	ND
Dibromomethane	5.0	10.0	ND	ND	ND	ND
1,2-Dichlorobenzene	5.0	10.0	ND	ND	ND	ND
1,3-Dichlorobenzene	5.0	10.0	ND	ND	ND	ND
1,4-Dichlorobenzene	5.0	10.0	ND	ND	ND	ND



# American Environmental Testing Laboratory Inc.

2834 & 2908 North Naomi Street Burbank, CA 91504 • DOHS NO: 1541, LACSD NO: 10181  
 Tel: (888) 288-AETL • (818) 845-8200 • Fax: (818) 845-8840 • www.aetlab.com

## ANALYTICAL RESULTS

Page: **3**

Project ID: T21384-02  
 Project Name: Streams TO-65

AETL Job Number	Submitted	Client
45767	01/23/2008	T/TSB

Method: (8260B), Volatile Organic Compounds by GC/MS (SW846)

QC Batch No: 012308

Our Lab I.D.		Method Blank	45767.01	45767.02	45767.03	
Client Sample I.D.			ST4-4	ST4-7Q	ST4-10	
Date Sampled			01/22/2008	01/22/2008	01/22/2008	
Date Prepared		01/23/2008	01/23/2008	01/23/2008	01/23/2008	
Preparation Method		5035A	5035A	5035A	5035A	
Date Analyzed		01/23/2008	01/23/2008	01/23/2008	01/23/2008	
Matrix		Soil	Soil	Soil	Soil	
Units		ug/Kg	ug/Kg	ug/Kg	ug/Kg	
Dilution Factor		1	1	1	1	
Analytes	MDL	PQL	Results	Results	Results	Results
Dichlorodifluoromethane	15	30	ND	ND	ND	ND
1,1-Dichloroethane	5.0	10.0	ND	ND	ND	ND
1,2-Dichloroethane (EDC)	5.0	10.0	ND	ND	ND	ND
1,1-Dichloroethene	5.0	10.0	ND	ND	ND	ND
cis-1,2-Dichloroethene	5.0	10.0	ND	ND	ND	ND
trans-1,2-Dichloroethene	5.0	10.0	ND	ND	ND	ND
1,2-Dichloropropane	5.0	10.0	ND	ND	ND	ND
1,3-Dichloropropane	5.0	10.0	ND	ND	ND	ND
2,2-Dichloropropane	5.0	10.0	ND	ND	ND	ND
1,1-Dichloropropene	5.0	10.0	ND	ND	ND	ND
cis-1,3-Dichloropropene	5.0	10.0	ND	ND	ND	ND
trans-1,3-Dichloropropene	5.0	10.0	ND	ND	ND	ND
Ethylbenzene	2.0	10.0	ND	ND	ND	ND
Hexachlorobutadiene	15	30	ND	ND	ND	ND
2-Hexanone	25	50	ND	ND	ND	ND
Isopropylbenzene	5.0	10.0	ND	ND	ND	ND
p-Isopropyltoluene	5.0	10.0	ND	ND	ND	ND
4-Methyl-2-pentanone (MIBK)	25	50	ND	ND	ND	ND
Methyl-tert-butyl ether (MTBE)	5.0	10.0	ND	ND	ND	ND
Methylene chloride (DCM)	25	50	ND	ND	ND	ND
Naphthalene	5.0	10.0	ND	ND	ND	ND
n-Propylbenzene	5.0	10.0	ND	ND	ND	ND
Styrene	5.0	10.0	ND	ND	ND	ND
1,1,1,2-Tetrachloroethane	5.0	10.0	ND	ND	ND	ND
1,1,2,2-Tetrachloroethane	5.0	10.0	ND	ND	ND	ND
Tetrachloroethene	0.5	1.0	ND	ND	ND	ND
Toluene (Methyl benzene)	2.0	10.0	ND	ND	ND	ND
1,2,3-Trichlorobenzene	5.0	10.0	ND	ND	ND	ND
1,2,4-Trichlorobenzene	5.0	10.0	ND	ND	ND	ND
1,1,1-Trichloroethane	5.0	10.0	ND	ND	ND	ND
1,1,2-Trichloroethane	5.0	10.0	ND	ND	ND	ND
Trichloroethene	0.5	1.0	ND	ND	ND	ND
Trichlorofluoromethane	5.0	10.0	ND	ND	ND	ND
1,2,3-Trichloropropane	5.0	10.0	ND	ND	ND	ND



# American Environmental Testing Laboratory Inc.

2834 & 2908 North Naomi Street Burbank, CA 91504 • DOHS NO: 1541, LACSD NO: 10181  
 Tel: (888) 288-AETL • (818) 845-8200 • Fax: (818) 845-8840 • www.aetlab.com

## ANALYTICAL RESULTS

Page: 4

Project ID: T21384-02  
 Project Name: Streams TO-65

AETL Job Number	Submitted	Client
45767	01/23/2008	T/TSB

Method: (8260B), Volatile Organic Compounds by GC/MS (SW846)

QC Batch No: 012308

Our Lab I.D.		Method Blank	45767.01	45767.02	45767.03	
Client Sample I.D.			ST4-4	ST4-7Q	ST4-10	
Date Sampled			01/22/2008	01/22/2008	01/22/2008	
Date Prepared		01/23/2008	01/23/2008	01/23/2008	01/23/2008	
Preparation Method		5035A	5035A	5035A	5035A	
Date Analyzed		01/23/2008	01/23/2008	01/23/2008	01/23/2008	
Matrix		Soil	Soil	Soil	Soil	
Units		ug/Kg	ug/Kg	ug/Kg	ug/Kg	
Dilution Factor		1	1	1	1	
Analytes	MDL	PQL	Results	Results	Results	Results
1,2,4-Trimethylbenzene	5.0	10.0	ND	ND	ND	ND
1,3,5-Trimethylbenzene	5.0	10.0	ND	ND	ND	ND
Vinyl Acetate	25	50	ND	ND	ND	ND
Vinyl chloride (Chloroethene)	15	30	ND	ND	ND	ND
o-Xylene	2.0	10.0	ND	ND	ND	ND
m,p-Xylenes	2.0	20.0	ND	ND	ND	ND
Our Lab I.D.		Method Blank	45767.01	45767.02	45767.03	
Surrogates	%Rec.Limit	% Rec.	% Rec.	% Rec.	% Rec.	
Bromofluorobenzene	75-125	79.0	83.4	85.1	80.2	
Dibromofluoromethane	75-125	98.4	106	147	103	
Toluene-d8	75-125	84.3	77.9	83.3	79.7	



# American Environmental Testing Laboratory Inc.

2834 & 2908 North Naomi Street Burbank, CA 91504 • DOHS NO: 1541, LACSD NO: 10181  
 Tel: (888) 288-AETL • (818) 845-8200 • Fax: (818) 845-8840 • www.aetlab.com

## ANALYTICAL RESULTS

### Ordered By

Tetra Tech Inc.  
 4213 State Street  
 Suite 100  
 Santa Barbara, CA 93110-2847

### Site

Site 14 Lemoore NAS

Telephone: (805)681-3100

Attn: James Elliot

Page: 5

Project ID: T21384-02

Project Name: Streams TO-65

AETL Job Number	Submitted	Client
45767	01/23/2008	T/TSB

Method: (8260B), Volatile Organic Compounds by GC/MS (SW846)

### QUALITY CONTROL REPORT

QC Batch No: 012308; Dup or Spiked Sample: B012308; LCS: Clean Sand; QC Prepared: 01/23/2008; QC Analyzed: 01/23/2008;  
 Units: ppb

Analytes	Sample Result	MS Concen	MS Recov	MS % REC	MS DUP Concen	MS DUP Recov	MS DUP % REC	RPD %	MS/MSD % Limit	MS RPD % Limit
Benzene	0.0	50.00	57.50	115	50.00	57.50	115	<1	75-125	<20
Chlorobenzene	0.0	50.00	49.40	98.8	50.00	49.90	99.8	1.0	75-125	<20
1,1-Dichloroethene	0.0	50.00	59.00	118	50.00	59.00	118	<1	75-125	<20
Methyl-tert-butyl ether (MTBE)	0.0	50.00	61.00	122	50.00	59.00	118	3.3	75-125	<20
Toluene (Methyl benzene)	0.0	50.00	47.55	95.1	50.00	48.70	97.4	2.4	75-125	<20
Trichloroethene	0.0	50.00	55.00	110	50.00	56.00	112	1.8	75-125	<20

QC Batch No: 012308; Dup or Spiked Sample: B012308; LCS: Clean Sand; QC Prepared: 01/23/2008; QC Analyzed: 01/23/2008;  
 Units: ppb

Analytes	LCS Concen	LCS Recov	LCS % REC	LCS/LCSD % Limit						
Benzene	50.00	57.00	114	75-125						
Chlorobenzene	50.00	49.60	99.2	75-125						
1,1-Dichloroethene	50.00	60.00	120	75-125						
Methyl-tert-butyl ether (MTBE)	50.00	58.00	116	75-125						
Toluene (Methyl benzene)	50.00	49.10	98.2	75-125						
Trichloroethene	50.00	56.50	113	75-125						
<b>LCS</b>										
Chloroform (Trichloromethane)	50.00	54.00	108	75-125						
Ethylbenzene	50.00	47.60	95.2	75-125						
1,1,1-Trichloroethane	50.00	41.75	83.5	75-125						
o-Xylene	50.00	49.50	99.0	75-125						
m,p-Xylenes	100.00	98.90	98.9	75-125						



## American Environmental Testing Laboratory Inc.

2834 & 2908 North Naomi Street Burbank, CA 91504 • DOHS NO: 1541, LACSD NO: 10181  
Tel: (888) 288-AETL • (818) 845-8200 • Fax: (818) 845-8840 • www.aetlab.com

### Ordered By

Tetra Tech Inc.  
4213 State Street Suite 100  
Santa Barbara, CA 93110-2847

Number of Pages 9  
Date Received 01/24/2008  
Date Reported 02/04/2008

Telephone: (805)681-3100  
Attention: James Elliot

Job Number	Order Date	Client
45787	01/24/2008	T/TSB

Project ID: T21384-02  
Project Name: Streams TO-65  
Site: Site 14 Lemoore NAS

Enclosed please find results of analyses of 3 soil and 3 water samples which were analyzed as specified on the attached chain of custody. If there are any questions, please do not hesitate to call.

Checked By: \_\_\_\_\_

Approved By: \_\_\_\_\_

Cyrus Razmara, Ph.D.  
Laboratory Director



TETRA TECH, INC.  
4213 State Street, Suite 100  
Santa Barbara, CA 93110  
Phone (805) 681-3100  
FAX (805) 681-3108

SHIPPED TO: AFTL

2834 N Woodland St.  
Berkeley CA 94704

45787

# CHAIN OF CUSTODY RECORD

SITE Wesport Site 14 DATE 11/22/03 PAGE 1 OF 2

CLIENT	PROJECT NAME	PROJECT MANAGER	TC#	SAMPLERS (Signatures)	ANALYTICAL METHODS		Matrix Type	Container Type	Number of Containers	Filtered Sample	TURN-AROUND TIME:
					SW8260 VOCs	SW8015 Diesel / Gas / Carbon Chain					
US EPA	STREAMS 7065	J. Elliot	T21384-02	<i>[Signature]</i>	DATE	TIME					Standard
X					11/22/03	11:50	SW8260 VOCs	SG4	4	3	45787-01
X						0945	SW8081 Pesticides	SG4	4	4	45787-02
						0955	SW8082 PCBs	SG4	4	4	45787-03
						13:15	SW8270 SVOCs	SG4	4	4	45787-04
						13:20	SW8270 SIM PAHs	SG4	4	4	45787-05
						13:25	SW610 / 7470 / 7471 Metals	SG4	4	4	45787-06
						13:30	E218.6 Chromium VI	SG4	4	4	45787-07
						08:55	E300 CLS / 310.1 ALK / 160.1 TDS	SG4	4	4	45787-08
							E353.2 N-N / E415.1 TOC	SG4	4	4	45787-09
							376.2 Sulfide	SG4	4	4	45787-10
							AM20GAX Methane, Ethane, Ethene	SG4	4	4	45787-11
							AM23G Metabolic Acids	SG4	4	4	45787-12
							QPGR	SG4	4	4	45787-13
							PFA	SG4	4	4	45787-14

MATRIX TYPE:	CONTAINER TYPE:	PRESERVATIVES:	DATE:	TIME:	TOTAL NUMBER OF CONTAINERS
S=Soil W=Water	G=Glass SS=Stainless Steel P=Plastic	All samples are preserved at 4° C. Water samples are preserved as indicated on the sample labels.	11/24/03	0940	40/57

RELINQUISHED BY:	SIGNATURE:	DATE:	TIME:	METHOD OF SHIPMENT	SPECIAL SHIPMENT/HANDLING/STORAGE REQUIREMENTS:
Boyan Dow	<i>[Signature]</i>	11/24/03	0940	FEDEX	
Chapman Ferguson	<i>[Signature]</i>	11/24/03	1145		
e. Paganillo	<i>[Signature]</i>	11/24/03	1145		
John Clark	<i>[Signature]</i>	11/24/03	1145		



Jim Lin

45787

---

**From:** Elliot, James [James.ELLIOT@tetrattech.com]  
**Sent:** Thursday, January 24, 2008 2:11 PM  
**To:** Jim Lin  
**Subject:** RE: Results of analysis (In summary)of soil samples from "Streams TO-65, Project No: T21384-02"

Hi Jim,

As we discussed, the additional samples from Lemoore are dependent upon the results from the rush turn samples. I just received the results from the rush turn samples, and they are all ND. I need to talk to the client about the additional samples you picked up today to see if he wants to go forward with them.

I will get back to you shortly on that.

James Elliot

-----Original Message-----

**From:** Cyrus Razmara [mailto:cyrus@aetlab.com]  
**Sent:** Thursday, January 24, 2008 1:39 PM  
**To:** Elliot, James  
**Subject:** Results of analysis (In summary)of soil samples from "Streams TO-65, Project No: T21384-02"

Dear James:

Herewith please find Results of analysis (In summary)of soil samples from "Streams TO-65, Project No: T21384-02" located in Site 14 Lemoore NAS.

AETL Job No: 45767.

If you have any questions, please call me at 888-288-AETL.

Cyrus Razmara Ph.D.  
Laboratory Director  
American Environmental Testing Laboratory



Jim Lin

45787

---

**From:** Elliot, James [James.ELLIOT@tetrattech.com]  
**Sent:** Tuesday, January 29, 2008 1:18 PM  
**To:** Jim Lin  
**Subject:** Samples from last week

Hi Jim,  
Finally heard back from the client on the soil samples. These are the samples collected from Lemoore Site 14 on 1/22/08, and picked up by your Courier on 1/24/08.

At this time, we would like to go ahead and analyze the soil samples labeled NT3-10, ST5-10, and Field Dup4. We would also like to have all three of the water samples analyzed: ST4-GW, NT3-GW, and the trip blank.

Please continue to hold the remaining soil samples, as we may analyze those depending on the what we see with the ones listed above.

As always, feel free to call or email with questions.

Thanks  
James Elliot

R. James Elliot, P.G., C.Hg. | **Princlpal Geologist**  
Main: 805.681.3100, ext. 167 | Mobile: 805.895.5067 | Fax: 805.681.3108  
[james.elliott@tetrattech.com](mailto:james.elliott@tetrattech.com)

Tetra Tech | Santa Barbara  
4213 State Street, Suite 100 | Santa Barbara, CA 93110 | [www.tetrattech.com](http://www.tetrattech.com)

PLEASE NOTE: This message, including any attachments, may include privileged, confidential and/or inside information. Any distribution or use of this communication by anyone other than the intended recipient is strictly prohibited and may be unlawful. If you are not the intended recipient, please notify the sender by replying to this message and then delete it from your system.



# American Environmental Testing Laboratory Inc.

2834 & 2908 North Naomi Street Burbank, CA 91504 • DOHS NO: 1541, LACSD NO: 10181  
 Tel: (888) 288-AETL • (818) 845-8200 • Fax: (818) 845-8840 • www.aetlab.com

## ANALYTICAL RESULTS

### Ordered By

Tetra Tech Inc.  
 4213 State Street  
 Suite 100  
 Santa Barbara, CA 93110-2847

### Site

Site 14 Lemoore NAS

Telephone: (805)681-3100

Attn: James Elliot

Page: 2

Project ID: T21384-02

Project Name: Streams TO-65

AETL Job Number	Submitted	Client
45787	01/24/2008	T/TSB

Method: (8260B), Volatile Organic Compounds by GC/MS (SW846)

QC Batch No: 012508

Our Lab I.D.		Method Blank	45787.05	45787.09	45787.11	
Client Sample I.D.			ST5-10	NT3-10	Field Dup 4	
Date Sampled			01/22/2008	01/22/2008	01/22/2008	
Date Prepared		01/25/2008	01/25/2008	01/25/2008	01/25/2008	
Preparation Method		5035A	5035A	5035A	5035A	
Date Analyzed		01/25/2008	01/25/2008	01/25/2008	01/25/2008	
Matrix		Soil	Soil	Soil	Soil	
Units		ug/Kg	ug/Kg	ug/Kg	ug/Kg	
Dilution Factor		1	1	1	1	
Analytes	MDL	PQL	Results	Results	Results	Results
Acetone	25	50	ND	ND	ND	ND
Benzene	2.0	10.0	ND	ND	ND	ND
Bromobenzene (Phenyl bromide)	5.0	10.0	ND	ND	ND	ND
Bromochloromethane	5.0	10.0	ND	ND	ND	ND
Bromodichloromethane	5.0	10.0	ND	ND	ND	ND
Bromoform (Tribromomethane)	25	50	ND	ND	ND	ND
Bromomethane (Methyl bromide)	15	30	ND	ND	ND	ND
2-Butanone (MEK)	25	50	ND	ND	ND	ND
n-Butylbenzene	5.0	10.0	ND	ND	ND	ND
sec-Butylbenzene	5.0	10.0	ND	ND	ND	ND
tert-Butylbenzene	5.0	10.0	ND	ND	ND	ND
Carbon Disulfide	25	50	ND	ND	ND	ND
Carbon tetrachloride	5.0	10.0	ND	ND	ND	ND
Chlorobenzene	5.0	10.0	ND	ND	ND	ND
Chloroethane	15	30	ND	ND	ND	ND
2-Chloroethyl vinyl ether	50	50	ND	ND	ND	ND
Chloroform (Trichloromethane)	5.0	10.0	ND	ND	ND	ND
Chloromethane (Methyl chloride)	15	30	ND	ND	ND	ND
2-Chlorotoluene	5.0	10.0	ND	ND	ND	ND
4-Chlorotoluene	5.0	10.0	ND	ND	ND	ND
1,2-Dibromo-3-chloropropane (DBCP)	25	50	ND	ND	ND	ND
Dibromochloromethane	5.0	10.0	ND	ND	ND	ND
1,2-Dibromoethane (EDB)	5.0	10.0	ND	ND	ND	ND
Dibromomethane	5.0	10.0	ND	ND	ND	ND
1,2-Dichlorobenzene	5.0	10.0	ND	ND	ND	ND
1,3-Dichlorobenzene	5.0	10.0	ND	ND	ND	ND
1,4-Dichlorobenzene	5.0	10.0	ND	ND	ND	ND



# American Environmental Testing Laboratory Inc.

2834 & 2908 North Naomi Street Burbank, CA 91504 • DOHS NO: 1541, LACSD NO: 10181  
 Tel: (888) 288-AETL • (818) 845-8200 • Fax: (818) 845-8840 • www.aetlab.com

## ANALYTICAL RESULTS

Page: 3

Project ID: T21384-02  
 Project Name: Streams TO-65

AETL Job Number	Submitted	Client
45787	01/24/2008	T/TSB

Method: (8260B), Volatile Organic Compounds by GC/MS (SW846)

QC Batch No: 012508

Our Lab I.D.		Method Blank	45787.05	45787.09	45787.11	
Client Sample I.D.			ST5-10	NT3-10	Field Dup 4	
Date Sampled			01/22/2008	01/22/2008	01/22/2008	
Date Prepared		01/25/2008	01/25/2008	01/25/2008	01/25/2008	
Preparation Method		5035A	5035A	5035A	5035A	
Date Analyzed		01/25/2008	01/25/2008	01/25/2008	01/25/2008	
Matrix		Soil	Soil	Soil	Soil	
Units		ug/Kg	ug/Kg	ug/Kg	ug/Kg	
Dilution Factor		1	1	1	1	
Analytes	MDL	PQL	Results	Results	Results	Results
Dichlorodifluoromethane	15	30	ND	ND	ND	ND
1,1-Dichloroethane	5.0	10.0	ND	ND	ND	ND
1,2-Dichloroethane (EDC)	5.0	10.0	ND	ND	ND	ND
1,1-Dichloroethene	5.0	10.0	ND	ND	ND	ND
cis-1,2-Dichloroethene	5.0	10.0	ND	ND	ND	ND
trans-1,2-Dichloroethene	5.0	10.0	ND	ND	ND	ND
1,2-Dichloropropane	5.0	10.0	ND	ND	ND	ND
1,3-Dichloropropane	5.0	10.0	ND	ND	ND	ND
2,2-Dichloropropane	5.0	10.0	ND	ND	ND	ND
1,1-Dichloropropene	5.0	10.0	ND	ND	ND	ND
cis-1,3-Dichloropropene	5.0	10.0	ND	ND	ND	ND
trans-1,3-Dichloropropene	5.0	10.0	ND	ND	ND	ND
Ethylbenzene	2.0	10.0	ND	ND	ND	ND
Hexachlorobutadiene	15	30	ND	ND	ND	ND
2-Hexanone	25	50	ND	ND	ND	ND
Isopropylbenzene	5.0	10.0	ND	ND	ND	ND
p-Isopropyltoluene	5.0	10.0	ND	ND	ND	ND
4-Methyl-2-pentanone (MIBK)	25	50	ND	ND	ND	ND
Methyl-tert-butyl ether (MTBE)	5.0	10.0	ND	ND	ND	ND
Methylene chloride (DCM)	25	50	ND	ND	ND	ND
Naphthalene	5.0	10.0	ND	ND	ND	ND
n-Propylbenzene	5.0	10.0	ND	ND	ND	ND
Styrene	5.0	10.0	ND	ND	ND	ND
1,1,1,2-Tetrachloroethane	5.0	10.0	ND	ND	ND	ND
1,1,2,2-Tetrachloroethane	5.0	10.0	ND	ND	ND	ND
Tetrachloroethene	0.5	1.0	ND	ND	ND	ND
Toluene (Methyl benzene)	2.0	10.0	ND	ND	ND	ND
1,2,3-Trichlorobenzene	5.0	10.0	ND	ND	ND	ND
1,2,4-Trichlorobenzene	5.0	10.0	ND	ND	ND	ND
1,1,1-Trichloroethane	5.0	10.0	ND	ND	ND	ND
1,1,2-Trichloroethane	5.0	10.0	ND	ND	ND	ND
Trichloroethene	0.5	1.0	ND	ND	ND	ND
Trichlorofluoromethane	5.0	10.0	ND	ND	ND	ND
1,2,3-Trichloropropane	5.0	10.0	ND	ND	ND	ND



# American Environmental Testing Laboratory Inc.

2834 & 2908 North Naomi Street Burbank, CA 91504 • DOHS NO: 1541, LACSD NO: 10181  
 Tel: (888) 288-AETL • (818) 845-8200 • Fax: (818) 845-8840 • www.aetlab.com

## ANALYTICAL RESULTS

Page: 4

Project ID: T21384-02  
 Project Name: Streams TO-65

AETL Job Number	Submitted	Client
45787	01/24/2008	T/TSB

Method: (8260B), Volatile Organic Compounds by GC/MS (SW846)

QC Batch No: 012508

Our Lab I.D.		Method Blank	45787.05	45787.09	45787.11	
Client Sample I.D.			ST5-10	NT3-10	Field Dup 4	
Date Sampled			01/22/2008	01/22/2008	01/22/2008	
Date Prepared		01/25/2008	01/25/2008	01/25/2008	01/25/2008	
Preparation Method		5035A	5035A	5035A	5035A	
Date Analyzed		01/25/2008	01/25/2008	01/25/2008	01/25/2008	
Matrix		Soil	Soil	Soil	Soil	
Units		ug/Kg	ug/Kg	ug/Kg	ug/Kg	
Dilution Factor		1	1	1	1	
Analytes	MDL	PQL	Results	Results	Results	Results
1,2,4-Trimethylbenzene	5.0	10.0	ND	ND	ND	ND
1,3,5-Trimethylbenzene	5.0	10.0	ND	ND	ND	ND
Vinyl Acetate	25	50	ND	ND	ND	ND
Vinyl chloride (Chloroethene)	15	30	ND	ND	ND	ND
o-Xylene	2.0	10.0	ND	ND	ND	ND
m,p-Xylenes	2.0	20.0	ND	ND	ND	ND
Our Lab I.D.		Method Blank	45787.05	45787.09	45787.11	
Surrogates	%Rec.Limit	% Rec.	% Rec.	% Rec.	% Rec.	
Bromofluorobenzene	75-125	85.8	83.0	79.0	85.0	
Dibromofluoromethane	75-125	101	103	103	104	
Toluene-d8	75-125	86.1	78.0	78.0	77.0	



# American Environmental Testing Laboratory Inc.

2834 & 2908 North Naomi Street Burbank, CA 91504 • DOHS NO: 1541, LACSD NO: 10181  
 Tel: (888) 288-AETL • (818) 845-8200 • Fax: (818) 845-8840 • www.aetlab.com

## ANALYTICAL RESULTS

### Ordered By

### Site

Tetra Tech Inc.  
 4213 State Street  
 Suite 100  
 Santa Barbara, CA 93110-2847

Site 14 Lemoore NAS

Telephone: (805)681-3100

Attn: James Elliot

Page: 5

Project ID: T21384-02

Project Name: Streams TO-65

AETL Job Number	Submitted	Client
45787	01/24/2008	T/TSB

Method: 8260B, Volatile Organic Compounds by GC/MS (SW846)

QC Batch No: 013008

Our Lab I.D.		Method Blank	45787.12	45787.13	45787.14	
Client Sample I.D.			Trip Blank	ST4-GW	NT3-GW	
Date Sampled			01/22/2008	01/22/2008	01/22/2008	
Date Prepared		01/30/2008	01/30/2008	01/30/2008	01/30/2008	
Preparation Method		5030B	5030B	5030B	5030B	
Date Analyzed		01/30/2008	01/30/2008	01/30/2008	01/30/2008	
Matrix		Aqueous	Aqueous	Aqueous	Aqueous	
Units		ug/L	ug/L	ug/L	ug/L	
Dilution Factor		1	1	1	1	
Analytes	MDL	PQL	Results	Results	Results	Results
Acetone	10	10	ND	ND	ND	ND
Benzene	0.5	1.0	ND	ND	ND	ND
Bromobenzene (Phenyl bromide)	0.5	1.0	ND	ND	ND	ND
Bromochloromethane	0.5	1.0	ND	ND	ND	ND
Bromodichloromethane	0.5	1.0	ND	ND	ND	ND
Bromoform (Tribromomethane)	2.5	5.0	ND	ND	ND	ND
Bromomethane (Methyl bromide)	1.5	3.0	ND	ND	ND	ND
2-Butanone (MEK)	5.0	5.0	ND	ND	ND	ND
n-Butylbenzene	0.5	1.0	ND	ND	ND	ND
sec-Butylbenzene	0.5	1.0	ND	ND	ND	ND
tert-Butylbenzene	0.5	1.0	ND	ND	ND	ND
Carbon Disulfide	0.5	1.0	ND	ND	ND	ND
Carbon tetrachloride	0.5	1.0	ND	ND	ND	ND
Chlorobenzene	0.5	1.0	ND	ND	ND	ND
Chloroethane	1.5	3.0	ND	ND	ND	ND
2-Chloroethyl vinyl ether	2.5	5.0	ND	ND	ND	ND
Chloroform (Trichloromethane)	0.5	1.0	ND	ND	ND	ND
Chloromethane (Methyl chloride)	1.5	3.0	ND	ND	ND	ND
2-Chlorotoluene	0.5	1.0	ND	ND	ND	ND
4-Chlorotoluene	0.5	1.0	ND	ND	ND	ND
1,2-Dibromo-3-chloropropane (DBCP)	2.5	5.0	ND	ND	ND	ND
Dibromochloromethane	0.5	1.0	ND	ND	ND	ND
1,2-Dibromoethane (EDB)	0.5	1.0	ND	ND	ND	ND
Dibromomethane	0.5	1.0	ND	ND	ND	ND
1,2-Dichlorobenzene	0.5	1.0	ND	ND	ND	ND
1,3-Dichlorobenzene	0.5	1.0	ND	ND	ND	ND
1,4-Dichlorobenzene	0.5	1.0	ND	ND	ND	ND



# American Environmental Testing Laboratory Inc.

2834 & 2908 North Naomi Street Burbank, CA 91504 • DOHS NO: 1541, LACSD NO: 10181  
 Tel: (888) 288-AETL • (818) 845-8200 • Fax: (818) 845-8840 • www.aetlab.com

## ANALYTICAL RESULTS

Page: 6

Project ID: T21384-02  
 Project Name: Streams TO-65

AETL Job Number	Submitted	Client
45787	01/24/2008	T/TSB

Method: 8260B, Volatile Organic Compounds by GC/MS (SW846)

QC Batch No: 013008

Our Lab I.D.			Method Blank	45787.12	45787.13	45787.14	
Client Sample I.D.				Trip Blank	ST4-GW	NT3-GW	
Date Sampled				01/22/2008	01/22/2008	01/22/2008	
Date Prepared			01/30/2008	01/30/2008	01/30/2008	01/30/2008	
Preparation Method			5030B	5030B	5030B	5030B	
Date Analyzed			01/30/2008	01/30/2008	01/30/2008	01/30/2008	
Matrix			Aqueous	Aqueous	Aqueous	Aqueous	
Units			ug/L	ug/L	ug/L	ug/L	
Dilution Factor			1	1	1	1	
Analytes	MDL	PQL	Results	Results	Results	Results	
Dichlorodifluoromethane	1.5	3.0	ND	ND	ND	ND	
1,1-Dichloroethane	0.5	1.0	ND	ND	ND	ND	
1,2-Dichloroethane (EDC)	0.5	1.0	ND	ND	ND	ND	
1,1-Dichloroethene	0.5	1.0	ND	ND	ND	ND	
cis-1,2-Dichloroethene	0.5	1.0	ND	ND	ND	ND	
trans-1,2-Dichloroethene	0.5	1.0	ND	ND	ND	ND	
1,2-Dichloropropane	0.5	1.0	ND	ND	ND	ND	
1,3-Dichloropropane	0.5	1.0	ND	ND	ND	ND	
2,2-Dichloropropane	0.5	1.0	ND	ND	ND	ND	
1,1-Dichloropropene	0.5	1.0	ND	ND	ND	ND	
cis-1,3-Dichloropropene	0.5	1.0	ND	ND	ND	ND	
trans-1,3-Dichloropropene	0.5	1.0	ND	ND	ND	ND	
Ethylbenzene	0.5	1.0	ND	ND	ND	ND	
Hexachlorobutadiene	1.5	3.0	ND	ND	ND	ND	
2-Hexanone	2.5	5.0	ND	ND	ND	ND	
Isopropylbenzene	0.5	1.0	ND	ND	ND	ND	
p-Isopropyltoluene	0.5	1.0	ND	ND	ND	ND	
4-Methyl-2-pentanone (MIBK)	2.5	5.0	ND	ND	ND	ND	
Methyl-tert-butyl ether (MTBE)	0.5	1.0	ND	ND	ND	ND	
Methylene chloride (DCM)	2.0	4.0	ND	ND	ND	ND	
Naphthalene	0.5	1.0	ND	ND	ND	ND	
n-Propylbenzene	0.5	1.0	ND	ND	ND	ND	
Styrene	0.5	1.0	ND	ND	ND	ND	
1,1,1,2-Tetrachloroethane	0.5	1.0	ND	ND	ND	ND	
1,1,2,2-Tetrachloroethane	0.5	1.0	ND	ND	ND	ND	
Tetrachloroethene	0.5	1.0	ND	ND	ND	ND	
Toluene (Methyl benzene)	0.5	1.0	ND	ND	ND	ND	
1,2,3-Trichlorobenzene	0.5	1.0	ND	ND	ND	ND	
1,2,4-Trichlorobenzene	0.5	1.0	ND	ND	ND	ND	
1,1,1-Trichloroethane	0.5	1.0	ND	ND	ND	ND	
1,1,2-Trichloroethane	0.5	1.0	ND	ND	ND	ND	
Trichloroethene	0.5	1.0	ND	ND	1.40	1.70	
Trichlorofluoromethane	0.5	1.0	ND	ND	ND	ND	
1,2,3-Trichloropropane	0.5	1.0	ND	ND	ND	ND	



# American Environmental Testing Laboratory Inc.

2834 & 2908 North Naomi Street Burbank, CA 91504 • DOHS NO: 1541, LACSD NO: 10181  
 Tel: (888) 288-AETL • (818) 845-8200 • Fax: (818) 845-8840 • www.aetlab.com

## ANALYTICAL RESULTS

Page: 7

Project ID: T21384-02  
 Project Name: Streams TO-65

AETL Job Number	Submitted	Client
45787	01/24/2008	T/TSB

Method: 8260B, Volatile Organic Compounds by GC/MS (SW846)

QC Batch No: 013008

Our Lab I.D.			Method Blank	45787.12	45787.13	45787.14	
Client Sample I.D.				Trip Blank	ST4-GW	NT3-GW	
Date Sampled				01/22/2008	01/22/2008	01/22/2008	
Date Prepared			01/30/2008	01/30/2008	01/30/2008	01/30/2008	
Preparation Method			5030B	5030B	5030B	5030B	
Date Analyzed			01/30/2008	01/30/2008	01/30/2008	01/30/2008	
Matrix			Aqueous	Aqueous	Aqueous	Aqueous	
Units			ug/L	ug/L	ug/L	ug/L	
Dilution Factor			1	1	1	1	
Analytes	MDL	PQL	Results	Results	Results	Results	
1,2,4-Trimethylbenzene	0.5	1.0	ND	ND	ND	ND	
1,3,5-Trimethylbenzene	0.5	1.0	ND	ND	ND	ND	
Vinyl Acetate	0.5	5.0	ND	ND	ND	ND	
Vinyl chloride (Chloroethene)	0.5	3.0	ND	ND	ND	ND	
o-Xylene	0.5	1.0	ND	ND	ND	ND	
m,p-Xylenes	1.0	2.0	ND	ND	ND	ND	
Our Lab I.D.			Method Blank	45787.12	45787.13	45787.14	
Surrogates	%Rec.Limit		% Rec.	% Rec.	% Rec.	% Rec.	
Bromofluorobenzene	75-125		111	120	114	118	
Dibromofluoromethane	75-125		101	101	102	103	
Toluene-d8	75-125		106	103	102	107	



# American Environmental Testing Laboratory Inc.

2834 & 2908 North Naomi Street Burbank, CA 91504 • DOHS NO: 1541, LACSD NO: 10181  
 Tel: (888) 288-AETL • (818) 845-8200 • Fax: (818) 845-8840 • www.aetlab.com

## ANALYTICAL RESULTS

### Ordered By

Tetra Tech Inc.  
 4213 State Street  
 Suite 100  
 Santa Barbara, CA 93110-2847

### Site

Site 14 Lemoore NAS

Telephone: (805)681-3100

Attn: James Elliot

Page: 8

Project ID: T21384-02

Project Name: Streams TO-65

AETL Job Number	Submitted	Client
45787	01/24/2008	T/TSB

Method: 8260B, Volatile Organic Compounds by GC/MS (SW846)

QC Batch No: 013008; Dup or Spiked Sample: BL013008; LCS: Clean Water; QC Prepared: 01/30/2008; QC Analyzed: 01/30/2008;  
 Units: ppb

Analytes	Sample Result	MS Concen	MS Recov	MS % REC	MS DUP Concen	MS DUP Recov	MS DUP % REC	RPD %	MS/MSD % Limit	MS RPD % Limit
Benzene	0.0	50.00	41.65	83.3	50.00	42.80	85.6	2.7	75-125	<20
Chlorobenzene	0.0	50.00	45.45	90.9	50.00	45.70	91.4	<1	75-125	<20
1,1-Dichloroethene	0.0	50.00	45.10	90.2	50.00	45.35	90.7	<1	75-125	<20
Methyl-tert-butyl ether (MTBE)	0.0	50.00	46.85	93.7	50.00	48.20	96.4	2.8	75-125	<20
Toluene (Methyl benzene)	0.0	50.00	43.65	87.3	50.00	43.50	87.0	<1	75-125	<20
Trichloroethene	0.0	50.00	42.95	85.9	50.00	52.50	105	20.0	75-125	<20

QC Batch No: 013008; Dup or Spiked Sample: BL013008; LCS: Clean Water; QC Prepared: 01/30/2008; QC Analyzed: 01/30/2008;  
 Units: ppb

Analytes	LCS Concen	LCS Recov	LCS % REC	LCS/LCSD % Limit
Benzene	50.00	41.55	83.1	75-125
Chlorobenzene	50.00	44.45	88.9	75-125
1,1-Dichloroethene	50.00	46.05	92.1	75-125
Methyl-tert-butyl ether (MTBE)	50.00	46.00	92.0	75-125
Toluene (Methyl benzene)	50.00	42.50	85.0	75-125
Trichloroethene	50.00	43.90	87.8	75-125
<b>LCS</b>				
Chloroform (Trichloromethane)	50.00	45.50	91.0	75-125
Ethylbenzene	50.00	46.05	92.1	75-125
1,1,1-Trichloroethane	50.00	46.50	93.0	75-125
o-Xylene	50.00	46.85	93.7	75-125
m,p-Xylenes	100.00	92.90	92.9	75-125





# American Environmental Testing Laboratory Inc.

2834 & 2908 North Naomi Street Burbank, CA 91504 • DOHS NO: 1541, LACSD NO: 10181  
 Tel: (888) 288-AETL • (818) 845-8200 • Fax: (818) 845-8840 • www.aetlab.com

## ANALYTICAL RESULTS

### Ordered By

Tetra Tech Inc.  
 4213 State Street  
 Suite 100  
 Santa Barbara, CA 93110-2847

### Site

Site 14 Lemoore NAS

Telephone: (805)681-3100

Attn: James Elliot

Page: 9

Project ID: T21384-02

Project Name: Streams TO-65

AETL Job Number	Submitted	Client
45787	01/24/2008	T/TSB

Method: (8260B), Volatile Organic Compounds by GC/MS (SW846)

QC Batch No: 012508; Dup or Spiked Sample: BA012508; LCS: Clean Sand; QC Prepared: 01/25/2008; QC Analyzed: 01/25/2008;  
 Units: ppb

Analytes	Sample Result	MS Concen	MS Recov	MS % REC	MS DUP Concen	MS DUP Recov	MS DUP % REC	RPD %	MS/MSD % Limit	MS RPD % Limit
Benzene	0.0	50.00	56.50	113	50.00	59.50	119	5.2	75-125	<20
Chlorobenzene	0.0	50.00	47.35	94.7	50.00	48.15	96.3	1.7	75-125	<20
1,1-Dichloroethene	0.0	50.00	49.45	98.9	50.00	53.00	106	6.9	75-125	<20
Methyl-tert-butyl ether (MTBE)	0.0	50.00	51.00	102	50.00	51.00	102	<1	75-125	<20
Toluene (Methyl benzene)	0.0	50.00	46.80	93.6	50.00	47.85	95.7	2.2	75-125	<20
Trichloroethene	0.0	50.00	54.00	108	50.00	55.50	111	2.7	75-125	<20

QC Batch No: 012508; Dup or Spiked Sample: BA012508; LCS: Clean Sand; QC Prepared: 01/25/2008; QC Analyzed: 01/25/2008;  
 Units: ppb

Analytes	LCS Concen	LCS Recov	LCS % REC	LCS/LCSD % Limit
Benzene	50.00	58.50	117	75-125
Chlorobenzene	50.00	48.70	97.4	75-125
1,1-Dichloroethene	50.00	52.00	104	75-125
Methyl-tert-butyl ether (MTBE)	50.00	49.75	99.5	75-125
Toluene (Methyl benzene)	50.00	49.20	98.4	75-125
Trichloroethene	50.00	55.00	110	75-125
<b>LCS</b>				
Chloroform (Trichloromethane)	50.00	46.25	92.5	75-125
Ethylbenzene	50.00	46.00	92.0	75-125
1,1,1-Trichloroethane	50.00	42.85	85.7	75-125
o-Xylene	50.00	47.30	94.6	75-125
m,p-Xylenes	100.00	95.40	95.4	75-125



## American Environmental Testing Laboratory Inc.

2834 & 2908 North Naomi Street Burbank, CA 91504 • DOHS NO: 1541, LACSD NO: 10181  
Tel: (888) 288-AETL • (818) 845-8200 • Fax: (818) 845-8840 • www.aetlab.com

### Ordered By

Tetra Tech Inc.  
4213 State Street Suite 100  
Santa Barbara, CA 93110-2847

Number of Pages 5  
Date Received 02/13/2008  
Date Reported 02/22/2008

Telephone: (805)681-3100  
Attention: James Elliot

Job Number	Order Date	Client
45994	02/13/2008	T/TSB

Project ID: T21384-02  
Project Name: Streams TO-65  
Site: Site 14 Lemoore NAS

Enclosed please find results of analyses of 3 water samples which were analyzed as specified on the attached chain of custody. If there are any questions, please do not hesitate to call.

Checked By: \_\_\_\_\_

Approved By: \_\_\_\_\_

Cyrus Razmara, Ph.D.  
Laboratory Director



**American Environmental Testing Laboratory Inc.**  
 2834 & 2908 North Naomi Street, Burbank, CA 91504 • DOHS NO: 1541, LACSD NO: 10181  
 Tel: (888) 288-AETL • (818) 845-8200 • Fax: (818) 845-8840 • www.aetlab.com

**CHAIN OF CUSTODY RECORD**  
**No. 52283**

AETL JOB No. 45994 Page 1 of 2

COMPANY: Tetra Tech PROJECT MANAGER: James Elliot  
 COMPANY ADDRESS: 4213 State St. Ste 100 Santa Barbara, CA 93110 PHONE: 805-681-3100 FAX: 805-681-3103  
 PROJECT NAME: STREAMS TO 65 PROJECT #: 21384-02  
 SITE NAME AND ADDRESS: Lemoore NAS Site 14 PO #:

SAMPLE ID	LAB ID	DATE	TIME	MATRIX	CONTAINER NUMBER/SIZE	PRES.	ANALYSIS REQUESTED		TEST INSTRUCTIONS & COMMENTS
							SW8260B VOCs	Archive	
1 TB-3	45994.01	2/12/08	0700	W	2	HCl	X		
2 NT1-GW	45994.02		1025	W	3	HCl	X		
3 NT1-2	45994.03		0920	S	4	MULT.	X		
4 NT1-4	45994.04		0925				X		
5 NT1-7	45994.05		0930				X		
6 NT1-10	45994.06		0935				X		
7 NT2-2	45994.07		0820				X		
8 NT2-4	45994.08		0825				X		
9 NT2-7	45994.09		0830				X		
10 NT2-10Q	45994.10		0840		3	HCl	X		
11 NT6-GW	45994.11		1220	W	3	MULT.	X		
12 NT6-2	45994.12	2/12/08	1115	S	4	MULT.	X		
13 NT6-4	45994.13	2/12/08	1120	S	4	MULT.	X		
14 NT6-7	45994.14	2/12/08	1130	S	4	MULT.	X		
15 NT6-10	45994.15	2/12/08	1135	S	4	MULT.	X		

**SAMPLE RECEIPT - TO BE FILLED BY LABORATORY**

TOTAL NUMBER OF CONTAINERS: \_\_\_\_\_ PROPERLY COOLED Y/N/NA \_\_\_\_\_  
 CUSTODY SEALS Y/N/NA \_\_\_\_\_ SAMPLES INTACT Y/N/NA \_\_\_\_\_  
 RECEIVED IN GOOD COND. Y/N \_\_\_\_\_ SAMPLES ACCEPTED Y/N \_\_\_\_\_

TURN AROUND TIME

NORMAL  RUSH  SAME DAY  2 DAYS  3 DAYS

RELINQUISHED BY: Brian Dow 1. Signature: \_\_\_\_\_  
 PRINTED NAME: Brian Dow  
 DATE: 2/12/08 TIME: 1300

RECEIVED BY: \_\_\_\_\_ 1. Signature: \_\_\_\_\_  
 PRINTED NAME: \_\_\_\_\_  
 DATE: \_\_\_\_\_ TIME: \_\_\_\_\_

RELINQUISHED BY: \_\_\_\_\_ 2. Signature: \_\_\_\_\_  
 PRINTED NAME: \_\_\_\_\_  
 DATE: \_\_\_\_\_ TIME: \_\_\_\_\_

RECEIVED BY: \_\_\_\_\_ 2. Signature: \_\_\_\_\_  
 PRINTED NAME: \_\_\_\_\_  
 DATE: 2/13/08 TIME: 10:15

DISTRIBUTION: WHITE - Laboratory, CANARY - Laboratory, PINK - Project/Account Manager, YELLOW - Sampler/Originator





# American Environmental Testing Laboratory Inc.

2834 & 2908 North Naomi Street Burbank, CA 91504 • DOHS NO: 1541, LACSD NO: 10181  
 Tel: (888) 288-AETL • (818) 845-8200 • Fax: (818) 845-8840 • www.aetlab.com

## ANALYTICAL RESULTS

### Ordered By

Tetra Tech Inc.  
 4213 State Street  
 Suite 100  
 Santa Barbara, CA 93110-2847

### Site

Site 14 Lemoore NAS

Telephone: (805)681-3100

Attn: James Elliot

Page: 2

Project ID: T21384-02

Project Name: Streams TO-65

AETL Job Number	Submitted	Client
45994	02/13/2008	T/TSB

Method: 8260B, Volatile Organic Compounds by GC/MS (SW846)

QC Batch No: 021408IA1

Our Lab I.D.		Method Blank	45994.01	45994.02	45994.11	
Client Sample I.D.			TB-3	NT1-GW	NT6-GW	
Date Sampled			02/12/2008	02/12/2008	02/12/2008	
Date Prepared		02/13/2008	02/13/2008	02/13/2008	02/13/2008	
Preparation Method		5030B	5030B	5030B	5030B	
Date Analyzed		02/13/2008	02/14/2008	02/14/2008	02/14/2008	
Matrix		Aqueous	Aqueous	Aqueous	Aqueous	
Units		ug/L	ug/L	ug/L	ug/L	
Dilution Factor		1	1	1	1	
Analytes	MDL	PQL	Results	Results	Results	Results
Acetone	10	10	ND	ND	ND	ND
Benzene	0.5	1.0	ND	ND	ND	ND
Bromobenzene (Phenyl bromide)	0.5	1.0	ND	ND	ND	ND
Bromochloromethane	0.5	1.0	ND	ND	ND	ND
Bromodichloromethane	0.5	1.0	ND	ND	ND	ND
Bromoform (Tribromomethane)	2.5	5.0	ND	ND	ND	ND
Bromomethane (Methyl bromide)	1.5	3.0	ND	ND	ND	ND
2-Butanone (MEK)	5.0	5.0	ND	ND	ND	ND
n-Butylbenzene	0.5	1.0	ND	ND	ND	ND
sec-Butylbenzene	0.5	1.0	ND	ND	ND	ND
tert-Butylbenzene	0.5	1.0	ND	ND	ND	ND
Carbon Disulfide	0.5	1.0	ND	ND	ND	ND
Carbon tetrachloride	0.5	1.0	ND	ND	ND	ND
Chlorobenzene	0.5	1.0	ND	ND	ND	ND
Chloroethane	1.5	3.0	ND	ND	ND	ND
2-Chloroethyl vinyl ether	2.5	5.0	ND	ND	ND	ND
Chloroform (Trichloromethane)	0.5	1.0	ND	ND	0.670J	ND
Chloromethane (Methyl chloride)	1.5	3.0	ND	ND	ND	ND
2-Chlorotoluene	0.5	1.0	ND	ND	ND	ND
4-Chlorotoluene	0.5	1.0	ND	ND	ND	ND
1,2-Dibromo-3-chloropropane (DBCP)	2.5	5.0	ND	ND	ND	ND
Dibromochloromethane	0.5	1.0	ND	ND	ND	ND
1,2-Dibromoethane (EDB)	0.5	1.0	ND	ND	ND	ND
Dibromomethane	0.5	1.0	ND	ND	ND	ND
1,2-Dichlorobenzene	0.5	1.0	ND	ND	ND	ND
1,3-Dichlorobenzene	0.5	1.0	ND	ND	ND	ND
1,4-Dichlorobenzene	0.5	1.0	ND	ND	ND	ND



# American Environmental Testing Laboratory Inc.

2834 & 2908 North Naomi Street Burbank, CA 91504 • DOHS NO: 1541, LACSD NO: 10181  
 Tel: (888) 288-AETL • (818) 845-8200 • Fax: (818) 845-8840 • www.aetlab.com

## ANALYTICAL RESULTS

Page: **3**

Project ID: T21384-02  
 Project Name: Streams TO-65

AETL Job Number	Submitted	Client
45994	02/13/2008	T/TSB

Method: 8260B, Volatile Organic Compounds by GC/MS (SW846)

QC Batch No: 021408IA1

Our Lab I.D.		Method Blank	45994.01	45994.02	45994.11	
Client Sample I.D.			TB-3	NT1-GW	NT6-GW	
Date Sampled			02/12/2008	02/12/2008	02/12/2008	
Date Prepared		02/13/2008	02/13/2008	02/13/2008	02/13/2008	
Preparation Method		5030B	5030B	5030B	5030B	
Date Analyzed		02/13/2008	02/14/2008	02/14/2008	02/14/2008	
Matrix		Aqueous	Aqueous	Aqueous	Aqueous	
Units		ug/L	ug/L	ug/L	ug/L	
Dilution Factor		1	1	1	1	
Analytes	MDL	PQL	Results	Results	Results	Results
Dichlorodifluoromethane	1.5	3.0	ND	ND	ND	ND
1,1-Dichloroethane	0.5	1.0	ND	ND	ND	ND
1,2-Dichloroethane (EDC)	0.5	1.0	ND	ND	ND	ND
1,1-Dichloroethene	0.5	1.0	ND	ND	ND	ND
cis-1,2-Dichloroethene	0.5	1.0	ND	ND	ND	ND
trans-1,2-Dichloroethene	0.5	1.0	ND	ND	ND	ND
1,2-Dichloropropane	0.5	1.0	ND	ND	ND	ND
1,3-Dichloropropane	0.5	1.0	ND	ND	ND	ND
2,2-Dichloropropane	0.5	1.0	ND	ND	ND	ND
1,1-Dichloropropene	0.5	1.0	ND	ND	ND	ND
cis-1,3-Dichloropropene	0.5	1.0	ND	ND	ND	ND
trans-1,3-Dichloropropene	0.5	1.0	ND	ND	ND	ND
Ethylbenzene	0.5	1.0	ND	ND	ND	ND
Hexachlorobutadiene	1.5	3.0	ND	ND	ND	ND
2-Hexanone	2.5	5.0	ND	ND	ND	ND
Isopropylbenzene	0.5	1.0	ND	ND	ND	ND
p-Isopropyltoluene	0.5	1.0	ND	ND	ND	ND
4-Methyl-2-pentanone (MIBK)	2.5	5.0	ND	ND	ND	ND
Methyl-tert-butyl ether (MTBE)	0.5	1.0	ND	ND	ND	ND
Methylene chloride (DCM)	2.0	4.0	ND	ND	ND	ND
Naphthalene	0.5	1.0	ND	ND	ND	ND
n-Propylbenzene	0.5	1.0	ND	ND	ND	ND
Styrene	0.5	1.0	ND	ND	ND	ND
1,1,1,2-Tetrachloroethane	0.5	1.0	ND	ND	ND	ND
1,1,2,2-Tetrachloroethane	0.5	1.0	ND	ND	ND	ND
Tetrachloroethene	0.5	1.0	ND	ND	ND	ND
Toluene (Methyl benzene)	0.5	1.0	ND	ND	ND	ND
1,2,3-Trichlorobenzene	0.5	1.0	ND	ND	ND	ND
1,2,4-Trichlorobenzene	0.5	1.0	ND	ND	ND	ND
1,1,1-Trichloroethane	0.5	1.0	ND	ND	ND	ND
1,1,2-Trichloroethane	0.5	1.0	ND	ND	ND	ND
Trichloroethene	0.5	1.0	ND	ND	24.7	ND
Trichlorofluoromethane	0.5	1.0	ND	ND	ND	ND
1,2,3-Trichloropropane	0.5	1.0	ND	ND	ND	ND



# American Environmental Testing Laboratory Inc.

2834 & 2908 North Naomi Street Burbank, CA 91504 • DOHS NO: 1541, LACSD NO: 10181  
 Tel: (888) 288-AETL • (818) 845-8200 • Fax: (818) 845-8840 • www.aetlab.com

## ANALYTICAL RESULTS

Page: 4

Project ID: T21384-02  
 Project Name: Streams TO-65

AETL Job Number	Submitted	Client
45994	02/13/2008	T/TSB

Method: 8260B, Volatile Organic Compounds by GC/MS (SW846)

QC Batch No: 021408IA1

Our Lab I.D.			Method Blank	45994.01	45994.02	45994.11	
Client Sample I.D.				TB-3	NT1-GW	NT6-GW	
Date Sampled				02/12/2008	02/12/2008	02/12/2008	
Date Prepared			02/13/2008	02/13/2008	02/13/2008	02/13/2008	
Preparation Method			5030B	5030B	5030B	5030B	
Date Analyzed			02/13/2008	02/14/2008	02/14/2008	02/14/2008	
Matrix			Aqueous	Aqueous	Aqueous	Aqueous	
Units			ug/L	ug/L	ug/L	ug/L	
Dilution Factor			1	1	1	1	
Analytes	MDL	PQL	Results	Results	Results	Results	
1,2,4-Trimethylbenzene	0.5	1.0	ND	ND	ND	ND	
1,3,5-Trimethylbenzene	0.5	1.0	ND	ND	ND	ND	
Vinyl Acetate	0.5	5.0	ND	ND	ND	ND	
Vinyl chloride (Chloroethene)	0.5	3.0	ND	ND	ND	ND	
o-Xylene	0.5	1.0	ND	ND	ND	ND	
m,p-Xylenes	1.0	2.0	ND	ND	ND	ND	
Our Lab I.D.			Method Blank	45994.01	45994.02	45994.11	
Surrogates	%Rec.Limit		% Rec.	% Rec.	% Rec.	% Rec.	
Bromofluorobenzene	75-125		120	112	113	111	
Dibromofluoromethane	75-125		101	101	101	99.1	
Toluene-d8	75-125		112	111	112	111	



# American Environmental Testing Laboratory Inc.

2834 & 2908 North Naomi Street Burbank, CA 91504 • DOHS NO: 1541, LACSD NO: 10181  
 Tel: (888) 288-AETL • (818) 845-8200 • Fax: (818) 845-8840 • www.aetlab.com

## ANALYTICAL RESULTS

### Ordered By

### Site

Tetra Tech Inc.  
 4213 State Street  
 Suite 100  
 Santa Barbara, CA 93110-2847

Site 14 Lemoore NAS

Telephone: (805)681-3100

Attn: James Elliot

Page: 5

Project ID: T21384-02

Project Name: Streams TO-65

AETL Job Number	Submitted	Client
45994	02/13/2008	T/TSB

Method: 8260B, Volatile Organic Compounds by GC/MS (SW846)

QC Batch No: 021408IA1; Dup or Spiked Sample: B021408IA1; LCS: Clean Water; QC Prepared: 02/13/2008; QC Analyzed: 02/14/2008;  
 Units: ppb

Analytes	Sample Result	MS Concen	MS Recov	MS % REC	MS DUP Concen	MS DUP Recov	MS DUP % REC	RPD %	MS/MSD % Limit	MS RPD % Limit
Benzene	0.0	50.00	49.80	99.6	50.00	50.00	100	<1	75-125	<20
Chlorobenzene	0.0	50.00	49.10	98.2	50.00	49.40	98.8	<1	75-125	<20
1,1-Dichloroethene	0.0	50.00	50.00	100	50.00	52.50	105	4.88	75-125	<20
Methyl-tert-butyl ether (MTBE)	0.0	50.00	49.80	99.6	50.00	50.50	101	1.40	75-125	<20
Toluene (Methyl benzene)	0.0	50.00	50.00	100	50.00	50.50	101	<1	75-125	<20
Trichloroethene	0.0	50.00	46.30	92.6	50.00	48.90	97.8	5.46	75-125	<20

QC Batch No: 021408IA1; Dup or Spiked Sample: B021408IA1; LCS: Clean Water; QC Prepared: 02/13/2008; QC Analyzed: 02/14/2008;  
 Units: ppb

Analytes	LCS Concen	LCS Recov	LCS % REC	LCS/LCSD % Limit
Benzene	50.00	50.60	101	75-125
Chlorobenzene	50.00	48.80	97.6	75-125
1,1-Dichloroethene	50.00	52.40	105	75-125
Methyl-tert-butyl ether (MTBE)	50.00	48.50	97.0	75-125
Toluene (Methyl benzene)	50.00	50.70	101	75-125
Trichloroethene	50.00	50.40	101	75-125
<b>LCS</b>				
Chloroform (Trichloromethane)	50.00	46.20	92.4	75-125
Ethylbenzene	50.00	49.00	98.0	75-125
1,1,1-Trichloroethane	50.00	42.90	85.8	75-125
o-Xylene	50.00	48.90	97.8	75-125
m,p-Xylenes	100.00	100.00	100	75-125





## American Environmental Testing Laboratory Inc.

2834 & 2908 North Naomi Street Burbank, CA 91504 • DOHS NO: 1541, LACSD NO: 10181  
Tel: (888) 288-AETL • (818) 845-8200 • Fax: (818) 845-8840 • www.aetlab.com

### Ordered By

Tetra Tech Inc.  
4213 State Street Suite 100  
Santa Barbara, CA 93110-2847

Number of Pages 5  
Date Received 02/13/2008  
Date Reported 02/21/2008

Telephone: (805)681-3100  
Attention: James Elliot

Job Number	Order Date	Client
45995	02/13/2008	T/TSB

Project ID: T21384-02  
Project Name: Streams TO-65  
Site: Site 14 Lemoore NAS

Enclosed please find results of analyses of 3 water samples which were analyzed as specified on the attached chain of custody. If there are any questions, please do not hesitate to call.

Checked By: \_\_\_\_\_

Approved By: \_\_\_\_\_

Cyrus Razmara, Ph.D.  
Laboratory Director



**American Environmental Testing Laboratory Inc.**  
 2834 & 2908 North Naomi Street, Burbank, CA 91504 • DOHS NO: 1541, LACSD NO: 10181  
 Tel: (888) 288-AETL • (818) 845-8200 • Fax: (818) 845-8840 • www.aetlab.com

**CHAIN OF CUSTODY RECORD**  
**No: 52133**

45995

AETL JOB No.

**COMPANY** Tetra Tech **PROJECT MANAGER** James Elliot  
**COMPANY ADDRESS** PHONE 805-681-3100  
 4213 State St. Ste. 100 Santa Barbara, CA 93110 FAX 805-681-3103  
**PROJECT NAME** PROJECT # STREAMS TO 65 21384-02  
**SITE NAME AND ADDRESS** Lemoore Site 14 PO #

SAMPLE ID	LAB ID	DATE	TIME	MATRIX	CONTAINER NUMBER/SIZE	PRES.
1 TB-2	45995.01	2/11/08	0700	W	2	HCl
2 ST1-GW	45995.02		1710	W	2	HCl
3 ST2-GW	45995.03		1520	W	2	HCl
4 ST1-2	45995.04		1600	S	4	MULT.
5 ST1-4	45995.05		1605			
6 ST1-7	45995.06		1615			
7 ST1-10	45995.07		1620			
8 ST2-2	45995.08		1410			
9 ST2-4	45995.09		1420			
10 ST2-7	45995.10		1425			
11 ST2-10	45995.11		1435			
12 Field Dup 3	45995.12		0800			
13						
14						
15						

**SAMPLE RECEIPT - TO BE FILLED BY LABORATORY**

TOTAL NUMBER OF CONTAINERS 492 PROPERLY COOLED Y/N/NA  
 CUSTODY SEALS Y/N/NA SAMPLES INTACT Y/N/NA  
 RECEIVED IN GOOD COND. Y/N SAMPLES ACCEPTED Y/N

TURN AROUND TIME  
 SAME DAY  2 DAYS  
 NEXT DAY  3 DAYS

**RELINQUISHED BY SAMPLER:** Signature: *Brin Dow* Date: 2/12/08 Time: 1300  
 Printed Name: Brin Dow

**RELINQUISHED BY:** 1. Signature: *[Signature]* Date: \_\_\_\_\_ Time: \_\_\_\_\_  
 2. Signature: \_\_\_\_\_ Date: \_\_\_\_\_ Time: \_\_\_\_\_  
 3. Signature: \_\_\_\_\_ Date: \_\_\_\_\_ Time: \_\_\_\_\_

**RECEIVED BY LABORATORY:** Signature: *[Signature]* Date: 02/13/08 Time: 1015  
 Printed Name: *Shan Claude*

DISTRIBUTION: WHITE - Laboratory, CANARY - Laboratory, PINK - Project/Account Manager, YELLOW - Sampler/Originator



# American Environmental Testing Laboratory Inc.

2834 & 2908 North Naomi Street Burbank, CA 91504 • DOHS NO: 1541, LACSD NO: 10181  
 Tel: (888) 288-AETL • (818) 845-8200 • Fax: (818) 845-8840 • www.aetlab.com

## ANALYTICAL RESULTS

### Ordered By

### Site

Tetra Tech Inc.  
 4213 State Street  
 Suite 100  
 Santa Barbara, CA 93110-2847

Site 14 Lemoore NAS

Telephone: (805)681-3100

Attn: James Elliot

Page: 2

Project ID: T21384-02

Project Name: Streams TO-65

AETL Job Number	Submitted	Client
45995	02/13/2008	T/TSB

Method: 8260B, Volatile Organic Compounds by GC/MS (SW846)

QC Batch No: 021408IA1

Our Lab I.D.		Method Blank	45995.01	45995.02	45995.03	
Client Sample I.D.			TB-2	ST1-GW	ST2-GW	
Date Sampled			02/11/2008	02/11/2008	02/11/2008	
Date Prepared		02/13/2008	02/13/2008	02/13/2008	02/13/2008	
Preparation Method		5030B	5030B	5030B	5030B	
Date Analyzed		02/13/2008	02/14/2008	02/14/2008	02/14/2008	
Matrix		Aqueous	Aqueous	Aqueous	Aqueous	
Units		ug/L	ug/L	ug/L	ug/L	
Dilution Factor		1	1	1	1	
Analytes	MDL	PQL	Results	Results	Results	Results
Acetone	10	10	ND	ND	ND	ND
Benzene	0.5	1.0	ND	ND	ND	ND
Bromobenzene (Phenyl bromide)	0.5	1.0	ND	ND	ND	ND
Bromochloromethane	0.5	1.0	ND	ND	ND	ND
Bromodichloromethane	0.5	1.0	ND	ND	ND	ND
Bromoform (Tribromomethane)	2.5	5.0	ND	ND	ND	ND
Bromomethane (Methyl bromide)	1.5	3.0	ND	ND	ND	ND
2-Butanone (MEK)	5.0	5.0	ND	ND	ND	ND
n-Butylbenzene	0.5	1.0	ND	ND	ND	ND
sec-Butylbenzene	0.5	1.0	ND	ND	ND	ND
tert-Butylbenzene	0.5	1.0	ND	ND	ND	ND
Carbon Disulfide	0.5	1.0	ND	ND	ND	ND
Carbon tetrachloride	0.5	1.0	ND	ND	ND	ND
Chlorobenzene	0.5	1.0	ND	ND	ND	ND
Chloroethane	1.5	3.0	ND	ND	ND	ND
2-Chloroethyl vinyl ether	2.5	5.0	ND	ND	ND	ND
Chloroform (Trichloromethane)	0.5	1.0	ND	ND	2.40	1.02
Chloromethane (Methyl chloride)	1.5	3.0	ND	ND	ND	ND
2-Chlorotoluene	0.5	1.0	ND	ND	ND	ND
4-Chlorotoluene	0.5	1.0	ND	ND	ND	ND
1,2-Dibromo-3-chloropropane (DBCP)	2.5	5.0	ND	ND	ND	ND
Dibromochloromethane	0.5	1.0	ND	ND	ND	ND
1,2-Dibromoethane (EDB)	0.5	1.0	ND	ND	ND	ND
Dibromomethane	0.5	1.0	ND	ND	ND	ND
1,2-Dichlorobenzene	0.5	1.0	ND	ND	ND	ND
1,3-Dichlorobenzene	0.5	1.0	ND	ND	ND	ND
1,4-Dichlorobenzene	0.5	1.0	ND	ND	ND	ND



# American Environmental Testing Laboratory Inc.

2834 & 2908 North Naomi Street Burbank, CA 91504 • DOHS NO: 1541, LACSD NO: 10181  
 Tel: (888) 288-AETL • (818) 845-8200 • Fax: (818) 845-8840 • www.aetlab.com

## ANALYTICAL RESULTS

Page: **3**

Project ID: T21384-02  
 Project Name: Streams TO-65

AETL Job Number	Submitted	Client
45995	02/13/2008	T/TSB

Method: 8260B, Volatile Organic Compounds by GC/MS (SW846)

QC Batch No: 021408IA1

Our Lab I.D.		Method Blank	45995.01	45995.02	45995.03	
Client Sample I.D.			TB-2	ST1-GW	ST2-GW	
Date Sampled			02/11/2008	02/11/2008	02/11/2008	
Date Prepared		02/13/2008	02/13/2008	02/13/2008	02/13/2008	
Preparation Method		5030B	5030B	5030B	5030B	
Date Analyzed		02/13/2008	02/14/2008	02/14/2008	02/14/2008	
Matrix		Aqueous	Aqueous	Aqueous	Aqueous	
Units		ug/L	ug/L	ug/L	ug/L	
Dilution Factor		1	1	1	1	
Analytes	MDL	PQL	Results	Results	Results	Results
Dichlorodifluoromethane	1.5	3.0	ND	ND	ND	ND
1,1-Dichloroethane	0.5	1.0	ND	ND	0.890J	ND
1,2-Dichloroethane (EDC)	0.5	1.0	ND	ND	ND	ND
1,1-Dichloroethene	0.5	1.0	ND	ND	4.20	ND
cis-1,2-Dichloroethene	0.5	1.0	ND	ND	1.79	ND
trans-1,2-Dichloroethene	0.5	1.0	ND	ND	ND	ND
1,2-Dichloropropane	0.5	1.0	ND	ND	ND	ND
1,3-Dichloropropane	0.5	1.0	ND	ND	ND	ND
2,2-Dichloropropane	0.5	1.0	ND	ND	ND	ND
1,1-Dichloropropene	0.5	1.0	ND	ND	ND	ND
cis-1,3-Dichloropropene	0.5	1.0	ND	ND	ND	ND
trans-1,3-Dichloropropene	0.5	1.0	ND	ND	ND	ND
Ethylbenzene	0.5	1.0	ND	ND	ND	ND
Hexachlorobutadiene	1.5	3.0	ND	ND	ND	ND
2-Hexanone	2.5	5.0	ND	ND	ND	ND
Isopropylbenzene	0.5	1.0	ND	ND	ND	ND
p-Isopropyltoluene	0.5	1.0	ND	ND	ND	ND
4-Methyl-2-pentanone (MIBK)	2.5	5.0	ND	ND	ND	ND
Methyl-tert-butyl ether (MTBE)	0.5	1.0	ND	ND	ND	ND
Methylene chloride (DCM)	2.0	4.0	ND	ND	ND	ND
Naphthalene	0.5	1.0	ND	ND	ND	ND
n-Propylbenzene	0.5	1.0	ND	ND	ND	ND
Styrene	0.5	1.0	ND	ND	ND	ND
1,1,1,2-Tetrachloroethane	0.5	1.0	ND	ND	ND	ND
1,1,2,2-Tetrachloroethane	0.5	1.0	ND	ND	ND	ND
Tetrachloroethene	0.5	1.0	ND	ND	1.36	ND
Toluene (Methyl benzene)	0.5	1.0	ND	ND	ND	ND
1,2,3-Trichlorobenzene	0.5	1.0	ND	ND	ND	ND
1,2,4-Trichlorobenzene	0.5	1.0	ND	ND	ND	ND
1,1,1-Trichloroethane	0.5	1.0	ND	ND	ND	ND
1,1,2-Trichloroethane	0.5	1.0	ND	ND	ND	ND
Trichloroethene	0.5	1.0	ND	ND	240	30.4
Trichlorofluoromethane	0.5	1.0	ND	ND	ND	ND
1,2,3-Trichloropropane	0.5	1.0	ND	ND	ND	ND



# American Environmental Testing Laboratory Inc.

2834 & 2908 North Naomi Street Burbank, CA 91504 • DOHS NO: 1541, LACSD NO: 10181  
 Tel: (888) 288-AETL • (818) 845-8200 • Fax: (818) 845-8840 • www.aetlab.com

## ANALYTICAL RESULTS

Page: 4

Project ID: T21384-02  
 Project Name: Streams TO-65

AETL Job Number	Submitted	Client
45995	02/13/2008	T/TSB

Method: 8260B, Volatile Organic Compounds by GC/MS (SW846)

QC Batch No: 021408IA1

Our Lab I.D.		Method Blank	45995.01	45995.02	45995.03	
Client Sample I.D.			TB-2	ST1-GW	ST2-GW	
Date Sampled			02/11/2008	02/11/2008	02/11/2008	
Date Prepared		02/13/2008	02/13/2008	02/13/2008	02/13/2008	
Preparation Method		5030B	5030B	5030B	5030B	
Date Analyzed		02/13/2008	02/14/2008	02/14/2008	02/14/2008	
Matrix		Aqueous	Aqueous	Aqueous	Aqueous	
Units		ug/L	ug/L	ug/L	ug/L	
Dilution Factor		1	1	1	1	
Analytes	MDL	PQL	Results	Results	Results	Results
1,2,4-Trimethylbenzene	0.5	1.0	ND	ND	ND	ND
1,3,5-Trimethylbenzene	0.5	1.0	ND	ND	ND	ND
Vinyl Acetate	0.5	5.0	ND	ND	ND	ND
Vinyl chloride (Chloroethene)	0.5	3.0	ND	ND	ND	ND
o-Xylene	0.5	1.0	ND	ND	ND	ND
m,p-Xylenes	1.0	2.0	ND	ND	ND	ND
Our Lab I.D.		Method Blank	45995.01	45995.02	45995.03	
Surrogates	%Rec.Limit	% Rec.	% Rec.	% Rec.	% Rec.	
Bromofluorobenzene	75-125	120	112	115	114	
Dibromofluoromethane	75-125	101	99.8	99.8	101	
Toluene-d8	75-125	112	111	113	112	



# American Environmental Testing Laboratory Inc.

2834 & 2908 North Naomi Street Burbank, CA 91504 • DOHS NO: 1541, LACSD NO: 10181  
 Tel: (888) 288-AETL • (818) 845-8200 • Fax: (818) 845-8840 • www.aetlab.com

## ANALYTICAL RESULTS

### Ordered By

Tetra Tech Inc.  
 4213 State Street  
 Suite 100  
 Santa Barbara, CA 93110-2847

### Site

Site 14 Lemoore NAS

Telephone: (805)681-3100

Attn: James Elliot

Page: 5

Project ID: T21384-02

Project Name: Streams TO-65

AETL Job Number	Submitted	Client
45995	02/13/2008	T/TSB

Method: 8260B, Volatile Organic Compounds by GC/MS (SW846)

## QUALITY CONTROL REPORT

QC Batch No: 021408IA1; Dup or Spiked Sample: B021408IA1; LCS: Clean Water; QC Prepared: 02/13/2008; QC Analyzed: 02/14/2008;  
 Units: ppb

Analytes	Sample Result	MS Concen	MS Recov	MS % REC	MS DUP Concen	MS DUP Recov	MS DUP % REC	RPD %	MS/MSD % Limit	MS RPD % Limit
Benzene	0.0	50.00	49.80	99.6	50.00	50.00	100	<1	75-125	<20
Chlorobenzene	0.0	50.00	49.10	98.2	50.00	49.40	98.8	<1	75-125	<20
1,1-Dichloroethene	0.0	50.00	50.00	100	50.00	52.50	105	4.88	75-125	<20
Methyl-tert-butyl ether (MTBE)	0.0	50.00	49.80	99.6	50.00	50.50	101	1.40	75-125	<20
Toluene (Methyl benzene)	0.0	50.00	50.00	100	50.00	50.50	101	<1	75-125	<20
Trichloroethene	0.0	50.00	46.30	92.6	50.00	48.90	97.8	5.46	75-125	<20

QC Batch No: 021408IA1; Dup or Spiked Sample: B021408IA1; LCS: Clean Water; QC Prepared: 02/13/2008; QC Analyzed: 02/14/2008;  
 Units: ppb

Analytes	LCS Concen	LCS Recov	LCS % REC	LCS/LCSD % Limit						
Benzene	50.00	50.60	101	75-125						
Chlorobenzene	50.00	48.80	97.6	75-125						
1,1-Dichloroethene	50.00	52.40	105	75-125						
Methyl-tert-butyl ether (MTBE)	50.00	48.50	97.0	75-125						
Toluene (Methyl benzene)	50.00	50.70	101	75-125						
Trichloroethene	50.00	50.40	101	75-125						
<b>LCS</b>										
Chloroform (Trichloromethane)	50.00	46.20	92.4	75-125						
Ethylbenzene	50.00	49.00	98.0	75-125						
1,1,1-Trichloroethane	50.00	42.90	85.8	75-125						
o-Xylene	50.00	48.90	97.8	75-125						
m,p-Xylenes	100.00	100.00	100	75-125						



## American Environmental Testing Laboratory Inc.

2834 & 2908 North Naomi Street Burbank, CA 91504 • DOHS NO: 1541, LACSD NO: 10181  
Tel: (888) 288-AETL • (818) 845-8200 • Fax: (818) 845-8840 • www.aetlab.com

### Ordered By

Tetra Tech Inc.  
4213 State Street Suite 100  
Santa Barbara, CA 93110-2847

Number of Pages 5  
Date Received 02/14/2008  
Date Reported 02/21/2008

Telephone: (805)681-3100  
Attention: James Elliot

Job Number	Order Date	Client
46019	02/14/2008	T/TSB

Project ID: T21384-02  
Project Name: Streams TO-65  
Site: Site 14 Lemoore NAS

Enclosed please find results of analyses of 2 water samples which were analyzed as specified on the attached chain of custody. If there are any questions, please do not hesitate to call.

Checked By: \_\_\_\_\_

Approved By: \_\_\_\_\_

Cyrus Razmara, Ph.D.  
Laboratory Director



TETRA TECH, INC.  
4213 State Street, Suite 100  
Santa Barbara, CA 93110  
Phone (805) 681-3100  
FAX (805) 681-3108

SHIPPED TO: AETL

2834 and 2908 N. Naomi St.  
Burbank, CA 91504

46019

SITE Lemoore NAS

DATE 2/12/08 PAGE 1 OF 1

# CHAIN OF CUSTODY RECORD

CLIENT	ANALYTICAL METHODS		TURN-AROUND TIME:
	Matrix Type	Container Type	
EPA	SW8260 VOCs	W G 3	Standard
PROJECT NAME	Streams TO 65		
PROJECT MANAGER	James Elliot		
TC#	21384-02		
SAMPLERS (Signatures)			
X <i>Chris Crosby</i>			
X			
SAMPLE ID	DATE	TIME	OBSERVATIONS/COMMENTS:
ST6-GW	2/12/08	1600	46019.01
Trip Blank 1		0800	46019.02
ST6-2		1505	46019.03
ST6-7		1515	46019.04
ST6-10		1520	46019.05
ST6-4		1510	46019.06
NTS-4		1320	46019.07
NTS-2		1315	46019.08
NTS-7		1325	46019.09
NTS-10		1330	46019.10
MATRIX TYPE:	S = Soil W = Water	CONTAINER TYPE:	TEMPERATURE BLANK EACH COOLER: YES <input checked="" type="checkbox"/> NO <input type="checkbox"/>
RELINQUISHED BY:	<i>Chris Crosby</i>	SIGNATURE:	TOTAL NUMBER OF CONTAINERS
RECEIVED BY:	<i>Thomas Robinson</i>	SIGNATURE:	37
RELINQUISHED BY:	<i>Thomas Robinson</i>	SIGNATURE:	METHOD OF SHIPMENT
RECEIVED BY:	<i>Shen claudie</i>	SIGNATURE:	Carrier
PRESERVATIVES: All samples are preserved at 4° C. Water samples are preserved as indicated on the sample labels.			SPECIAL SHIPMENT/HANDLING/STORAGE REQUIREMENTS:
G = Glass SS = Stainless Steel P = Plastic	TETRA TECH, INC.	DATE: 2/14/08	TIME: 0935
	COMPANY: AETL	DATE: 2-14-08	TIME: 0940
	COMPANY: AETL	DATE: 2-14-08	TIME: 1210
	COMPANY: AETL	DATE: 2-14-08	TIME: 1210





# American Environmental Testing Laboratory Inc.

2834 & 2908 North Naomi Street Burbank, CA 91504 • DOHS NO: 1541, LACSD NO: 10181  
 Tel: (888) 288-AETL • (818) 845-8200 • Fax: (818) 845-8840 • www.aetlab.com

## ANALYTICAL RESULTS

### Ordered By

Tetra Tech Inc.  
 4213 State Street  
 Suite 100  
 Santa Barbara, CA 93110-2847

### Site

Site 14 Lemoore NAS

Telephone: (805)681-3100

Attn: James Elliot

Page: 2

Project ID: T21384-02

Project Name: Streams TO-65

AETL Job Number	Submitted	Client
46019	02/14/2008	T/TSB

Method: 8260B, Volatile Organic Compounds by GC/MS (SW846)

QC Batch No: 0215081A1

Our Lab I.D.		Method Blank	46019.01	46019.02		
Client Sample I.D.			ST6-GW	Trip Blank 1		
Date Sampled			02/12/2008	02/12/2008		
Date Prepared		02/15/2008	02/15/2008	02/15/2008		
Preparation Method		5030B	5030B	5030B		
Date Analyzed		02/15/2008	02/15/2008	02/15/2008		
Matrix		Aqueous	Aqueous	Aqueous		
Units		ug/L	ug/L	ug/L		
Dilution Factor		1	1	1		
Analytes	MDL	PQL	Results	Results	Results	
Acetone	10	10	ND	ND	ND	
Benzene	0.5	1.0	ND	ND	ND	
Bromobenzene (Phenyl bromide)	0.5	1.0	ND	ND	ND	
Bromochloromethane	0.5	1.0	ND	ND	ND	
Bromodichloromethane	0.5	1.0	ND	ND	ND	
Bromoform (Tribromomethane)	2.5	5.0	ND	ND	ND	
Bromomethane (Methyl bromide)	1.5	3.0	ND	ND	ND	
2-Butanone (MEK)	5.0	5.0	ND	ND	ND	
n-Butylbenzene	0.5	1.0	ND	ND	ND	
sec-Butylbenzene	0.5	1.0	ND	ND	ND	
tert-Butylbenzene	0.5	1.0	ND	ND	ND	
Carbon Disulfide	0.5	1.0	ND	ND	ND	
Carbon tetrachloride	0.5	1.0	ND	ND	ND	
Chlorobenzene	0.5	1.0	ND	ND	ND	
Chloroethane	1.5	3.0	ND	ND	ND	
2-Chloroethyl vinyl ether	2.5	5.0	ND	ND	ND	
Chloroform (Trichloromethane)	0.5	1.0	ND	ND	ND	
Chloromethane (Methyl chloride)	1.5	3.0	ND	ND	ND	
2-Chlorotoluene	0.5	1.0	ND	ND	ND	
4-Chlorotoluene	0.5	1.0	ND	ND	ND	
1,2-Dibromo-3-chloropropane (DBCP)	2.5	5.0	ND	ND	ND	
Dibromochloromethane	0.5	1.0	ND	ND	ND	
1,2-Dibromoethane (EDB)	0.5	1.0	ND	ND	ND	
Dibromomethane	0.5	1.0	ND	ND	ND	
1,2-Dichlorobenzene	0.5	1.0	ND	ND	ND	
1,3-Dichlorobenzene	0.5	1.0	ND	ND	ND	
1,4-Dichlorobenzene	0.5	1.0	ND	ND	ND	



# American Environmental Testing Laboratory Inc.

2834 & 2908 North Naomi Street Burbank, CA 91504 • DOHS NO: 1541, LACSD NO: 10181  
 Tel: (888) 288-AETL • (818) 845-8200 • Fax: (818) 845-8840 • www.aetlab.com

## ANALYTICAL RESULTS

Page: **3**

Project ID: T21384-02  
 Project Name: Streams TO-65

AETL Job Number	Submitted	Client
46019	02/14/2008	T/TSB

Method: 8260B, Volatile Organic Compounds by GC/MS (SW846)

QC Batch No: 0215081A1

Our Lab I.D.			Method Blank	46019.01	46019.02		
Client Sample I.D.				ST6-GW	Trip Blank 1		
Date Sampled				02/12/2008	02/12/2008		
Date Prepared			02/15/2008	02/15/2008	02/15/2008		
Preparation Method			5030B	5030B	5030B		
Date Analyzed			02/15/2008	02/15/2008	02/15/2008		
Matrix			Aqueous	Aqueous	Aqueous		
Units			ug/L	ug/L	ug/L		
Dilution Factor			1	1	1		
Analytes	MDL	PQL	Results	Results	Results		
Dichlorodifluoromethane	1.5	3.0	ND	ND	ND		
1,1-Dichloroethane	0.5	1.0	ND	ND	ND		
1,2-Dichloroethane (EDC)	0.5	1.0	ND	ND	ND		
1,1-Dichloroethene	0.5	1.0	ND	ND	ND		
cis-1,2-Dichloroethene	0.5	1.0	ND	ND	ND		
trans-1,2-Dichloroethene	0.5	1.0	ND	ND	ND		
1,2-Dichloropropane	0.5	1.0	ND	ND	ND		
1,3-Dichloropropane	0.5	1.0	ND	ND	ND		
2,2-Dichloropropane	0.5	1.0	ND	ND	ND		
1,1-Dichloropropene	0.5	1.0	ND	ND	ND		
cis-1,3-Dichloropropene	0.5	1.0	ND	ND	ND		
trans-1,3-Dichloropropene	0.5	1.0	ND	ND	ND		
Ethylbenzene	0.5	1.0	ND	ND	ND		
Hexachlorobutadiene	1.5	3.0	ND	ND	ND		
2-Hexanone	2.5	5.0	ND	ND	ND		
Isopropylbenzene	0.5	1.0	ND	ND	ND		
p-Isopropyltoluene	0.5	1.0	ND	ND	ND		
4-Methyl-2-pentanone (MIBK)	2.5	5.0	ND	ND	ND		
Methyl-tert-butyl ether (MTBE)	0.5	1.0	ND	ND	ND		
Methylene chloride (DCM)	2.0	4.0	ND	ND	ND		
Naphthalene	0.5	1.0	ND	ND	ND		
n-Propylbenzene	0.5	1.0	ND	ND	ND		
Styrene	0.5	1.0	ND	ND	ND		
1,1,1,2-Tetrachloroethane	0.5	1.0	ND	ND	ND		
1,1,2,2-Tetrachloroethane	0.5	1.0	ND	ND	ND		
Tetrachloroethene	0.5	1.0	ND	ND	ND		
Toluene (Methyl benzene)	0.5	1.0	ND	ND	ND		
1,2,3-Trichlorobenzene	0.5	1.0	ND	ND	ND		
1,2,4-Trichlorobenzene	0.5	1.0	ND	ND	ND		
1,1,1-Trichloroethane	0.5	1.0	ND	ND	ND		
1,1,2-Trichloroethane	0.5	1.0	ND	ND	ND		
Trichloroethene	0.5	1.0	ND	ND	ND		
Trichlorofluoromethane	0.5	1.0	ND	ND	ND		
1,2,3-Trichloropropane	0.5	1.0	ND	ND	ND		



# American Environmental Testing Laboratory Inc.

2834 & 2908 North Naomi Street Burbank, CA 91504 • DOHS NO: 1541, LACSD NO: 10181  
 Tel: (888) 288-AETL • (818) 845-8200 • Fax: (818) 845-8840 • www.aetlab.com

## ANALYTICAL RESULTS

Page: 4

Project ID: T21384-02  
 Project Name: Streams TO-65

AETL Job Number	Submitted	Client
46019	02/14/2008	T/TSB

Method: 8260B, Volatile Organic Compounds by GC/MS (SW846)

QC Batch No: 0215081A1

Our Lab I.D.			Method Blank	46019.01	46019.02		
Client Sample I.D.				ST6-GW	Trip Blank 1		
Date Sampled				02/12/2008	02/12/2008		
Date Prepared			02/15/2008	02/15/2008	02/15/2008		
Preparation Method			5030B	5030B	5030B		
Date Analyzed			02/15/2008	02/15/2008	02/15/2008		
Matrix			Aqueous	Aqueous	Aqueous		
Units			ug/L	ug/L	ug/L		
Dilution Factor			1	1	1		
Analytes	MDL	PQL	Results	Results	Results		
1,2,4-Trimethylbenzene	0.5	1.0	ND	ND	ND		
1,3,5-Trimethylbenzene	0.5	1.0	ND	ND	ND		
Vinyl Acetate	0.5	5.0	ND	ND	ND		
Vinyl chloride (Chloroethene)	0.5	3.0	ND	ND	ND		
o-Xylene	0.5	1.0	ND	ND	ND		
m,p-Xylenes	1.0	2.0	ND	ND	ND		
Our Lab I.D.			Method Blank	46019.01	46019.02		
Surrogates	%Rec.Limit		% Rec.	% Rec.	% Rec.		
Bromofluorobenzene	75-125		122	121	117		
Dibromofluoromethane	75-125		101	99.4	101		
Toluene-d8	75-125		110	115	112		



# American Environmental Testing Laboratory Inc.

2834 & 2908 North Naomi Street Burbank, CA 91504 • DOHS NO: 1541, LACSD NO: 10181  
 Tel: (888) 288-AETL • (818) 845-8200 • Fax: (818) 845-8840 • www.aetlab.com

## ANALYTICAL RESULTS

### Ordered By

Tetra Tech Inc.  
 4213 State Street  
 Suite 100  
 Santa Barbara, CA 93110-2847

### Site

Site 14 Lemoore NAS

Telephone: (805)681-3100

Attn: James Elliot

Page: 5

Project ID: T21384-02

Project Name: Streams TO-65

AETL Job Number	Submitted	Client
46019	02/14/2008	T/TSB

Method: 8260B, Volatile Organic Compounds by GC/MS (SW846)

## QUALITY CONTROL REPORT

QC Batch No: 0215081A1; Dup or Spiked Sample: B0215081A1; LCS: Clean Water; QC Prepared: 02/14/2008; QC Analyzed: 02/15/2008;  
 Units: ppb

Analytes	MS Concen	MS Recov	MS % REC	MS DUP Concen	MS DUP Recov	MS DUP % REC	RPD %	MS/MSD % Limit	MS RPD % Limit
Benzene	50.00	48.40	96.8	50.00	47.50	95.0	1.88	75-125	<20
Chlorobenzene	50.00	44.80	89.6	50.00	44.80	89.6	<1	75-125	<20
1,1-Dichloroethene	50.00	45.80	91.6	50.00	44.50	89.0	2.88	75-125	<20
Methyl-tert-butyl ether (MTBE)	50.00	45.10	90.2	50.00	48.00	96.0	6.23	75-125	<20
Toluene (Methyl benzene)	50.00	45.80	91.6	50.00	46.50	93.0	1.52	75-125	<20
Trichloroethene	50.00	44.00	88.0	50.00	48.60	97.2	9.94	75-125	<20

QC Batch No: 0215081A1; Dup or Spiked Sample: B0215081A1; LCS: Clean Water; QC Prepared: 02/14/2008; QC Analyzed: 02/15/2008;  
 Units: ppb

Analytes	LCS Concen	LCS Recov	LCS % REC	LCS/LCSD % Limit
Benzene	50.00	48.60	97.2	75-125
Chlorobenzene	50.00	45.80	91.6	75-125
1,1-Dichloroethene	50.00	49.70	99.4	75-125
Methyl-tert-butyl ether (MTBE)	50.00	51.50	103	75-125
Toluene (Methyl benzene)	50.00	47.40	94.8	75-125
Trichloroethene	50.00	43.70	87.4	75-125
<b>LCS</b>				
Chloroform (Trichloromethane)	50.00	44.90	89.8	75-125
Ethylbenzene	50.00	43.60	87.2	75-125
1,1,1-Trichloroethane	50.00	40.30	80.6	75-125
o-Xylene	50.00	45.60	91.2	75-125
m,p-Xylenes	100.00	89.90	89.9	75-125



## American Environmental Testing Laboratory Inc.

2834 & 2908 North Naomi Street Burbank, CA 91504 • DOHS NO: 1541, LACSD NO: 10181  
Tel: (888) 288-AETL • (818) 845-8200 • Fax: (818) 845-8840 • www.aetlab.com

### Ordered By

Tetra Tech Inc.  
301 Mentor Drive Suite "A"  
Santa Barbara, CA 93111-

Number of Pages 8  
Date Received 02/13/2008  
Date Reported 03/18/2008

Telephone: (805)681-3100  
Attention: James Elliot

Job Number	Order Date	Client
46300	03/06/2008	T/TSB

Project ID: T21384-02  
Project Name: Streams TO-65  
Site: Site 14 Lemoore NAS

Enclosed please find results of analyses of 8 soil samples which were analyzed as specified on the attached chain of custody. If there are any questions, please do not hesitate to call.

Checked By: \_\_\_\_\_

Approved By: \_\_\_\_\_

Cyrus Razmara, Ph.D.  
Laboratory Director

Soil Released: 03/06/08

Due date: 03/13/08 by 0800



American Environmental Testing Laboratory Inc.  
2834 & 2908 North Naomi Street, Burbank, CA 91504 • DOHS NO: 1541, LACSD NO: 10181  
Tel: (888) 288-AETL • (818) 845-8200 • Fax: (818) 845-8840 • www.aetlab.com

CHAIN OF CUSTODY RECORD  
46300  
No: 522883

AETL JOB No: 45994 Page 1 of 2

COMPANY: Tehta Tech PROJECT MANAGER: James Elliot  
 COMPANY ADDRESS: 4213 State St. Ste 100 Santa Barbara, CA 93110 PHONE: 805-681-3100  
 PROJECT NAME: STREAMS TO 6S PROJECT #: 21384-02  
 SITE NAME AND ADDRESS: Lemoore NAS Site 14 PO #:

SAMPLE ID	LAB ID	DATE	TIME	MATRIX	CONTAINER NUMBER/SIZE	PRES.
TB-3	45994.01	2/12/08	0700	W	2	HCI
NT1-GW	45994.02		1025	W	3	HCI
NT1-2	45994.03		0920	S	4	MULT.
NT1-4	45994.04		0925			
NT1-7	45994.05		0930			
NT1-10	45994.06		0935			
NT2-2	45994.07		0820			
NT2-4	45994.08		0825			
NT2-7	45994.09		0830			
NT2-10Q	45994.10		0840			
NT6-GW	45994.11		1220	W	3	HCI
NT6-2	45994.12	2/12/08	1115	S	4	MULT.
NT6-4	45994.13	2/12/08	1120	S	4	MULT.
NT6-7	45994.14	2/12/08	1130	S	4	MULT.
NT6-10	45994.15	2/12/08	1135	S	4	MULT.

SAMPLE RECEIPT - TO BE FILLED BY LABORATORY

TOTAL NUMBER OF CONTAINERS: \_\_\_\_\_ PROPERLY COOLED Y/N/NA \_\_\_\_\_  
 CUSTODY SEALS Y/N/NA: \_\_\_\_\_ SAMPLES INTACT Y/N/NA \_\_\_\_\_  
 RECEIVED IN GOOD COND. Y/N: \_\_\_\_\_ SAMPLES ACCEPTED Y/N \_\_\_\_\_

TURN AROUND TIME  
 SAME DAY  2 DAYS  
 NEXT DAY  3 DAYS

ANALYSIS REQUESTED	TEST INSTRUCTIONS & COMMENTS
Archive	
SM82608 VOCs	
X	
X	
X	46300.01
X	46300.02
X	46300.23
X	46300.04
X	46300.05
X	46300.06
X	46300.07
X	46300.08 QA/QC - ms/ms.D

RELINQUISHED BY: 1. Brian Dow Signature: Brian Dow Printed Name: Brian Dow Date: 2/12/08 Time: 1300

RELINQUISHED BY: 2. \_\_\_\_\_ Signature: \_\_\_\_\_ Printed Name: \_\_\_\_\_ Date: \_\_\_\_\_ Time: \_\_\_\_\_

RECEIVED BY: 1. \_\_\_\_\_ Signature: \_\_\_\_\_ Printed Name: \_\_\_\_\_ Date: \_\_\_\_\_ Time: \_\_\_\_\_

RECEIVED BY LABORATORY: 3. \_\_\_\_\_ Signature: \_\_\_\_\_ Printed Name: \_\_\_\_\_ Date: 02/13/08 Time: 0:15

DISTRIBUTION: WHITE - Laboratory, CANARY - Laboratory, PINK - Project/Account Manager, YELLOW - Sampler/Originator

Soil Relined: 03/06/08

Due date: 03/13/08 by 0800



American Environmental Testing Laboratory Inc.  
2834 & 2908 North Naomi Street, Burbank, CA 91504 • DOHS NO: 1541, LACSD NO: 10181  
Tel: (888) 288-AETL • (818) 845-8200 • Fax: (818) 845-8840 • www.aetlab.com

CHAIN OF CUSTODY RECORD  
46300  
No: 522883

AETL JOB No: 45994 Page 1 of 2

COMPANY: Tetra Tech PROJECT MANAGER: James Elliot  
 COMPANY ADDRESS: 4213 State St. Ste 100 Santa Barbara, CA 93110 PHONE: 805-681-3100  
 PROJECT NAME: STREAMS TO 6S PROJECT #: 21384-02  
 SITE NAME AND ADDRESS: Lemoore NAS Site 14 PO #:

SAMPLE ID	LAB ID	DATE	TIME	MATRIX	CONTAINER NUMBER/SIZE	PRES.
TB-3	45994.01	2/12/08	0700	W	2	HCl
NT1-GW	45994.02		1025	W	3	HCl
NT1-2	45994.03		0920	S	4	MULT.
NT1-4	45994.04		0925			
NT1-7	45994.05		0930			
NT1-10	45994.06		0935			
NT2-2	45994.07		0820			
NT2-4	45994.08		0825			
NT2-7	45994.09		0830			
NT2-10Q	45994.10		0840		8	
NT6-GW	45994.11		1220	W	3	HCl
NT6-2	45994.12	2/12/08	1115	S	4	MULT.
NT6-4	45994.13	2/12/08	1120	S	4	MULT.
NT6-7	45994.14	2/12/08	1130	S	4	MULT.
NT6-10	45994.15	2/12/08	1135	S	4	MULT.

**SAMPLE RECEIPT - TO BE FILLED BY LABORATORY**

TOTAL NUMBER OF CONTAINERS: \_\_\_\_\_ PROPERLY COOLED Y/N/NA \_\_\_\_\_  
 CUSTODY SEALS Y/N/NA \_\_\_\_\_ SAMPLES INTACT Y/N/NA \_\_\_\_\_  
 RECEIVED IN GOOD COND. Y/N \_\_\_\_\_ SAMPLES ACCEPTED Y/N \_\_\_\_\_

TURN AROUND TIME  
 NORMAL  
 RUSH  
 SAME DAY  
 NEXT DAY  
 2 DAYS  
 3 DAYS

RELINQUISHED BY:	RELINQUISHED BY:	RELINQUISHED BY:
1. Signature: <u>Brian Dow</u> Printed Name: <u>Brian Dow</u> Date: <u>2/12/08</u> Time: <u>1300</u>	2. Signature: _____ Printed Name: _____ Date: _____ Time: _____	3. Signature: _____ Printed Name: _____ Date: _____ Time: _____

TEST INSTRUCTIONS & COMMENTS: \_\_\_\_\_

DISTRIBUTION: WHITE - Laboratory, CANARY - Laboratory, PINK - Project/Account Manager, YELLOW - Sampler/Originator

**Jim Lin**

---

**From:** Elliot, James [James.ELLIOT@tetrattech.com]  
**Sent:** Wednesday, March 05, 2008 8:05 PM  
**To:** JimL@aetlab.com  
**Cc:** Crosby, Chris  
**Subject:** RE: Soil Samples from Lemoore NAS Site 14

Jim,  
Please see corrections below - I found the AETL job number, and also that sample NT3-10 had already been run.  
sorry for any confusion  
James

---

**From:** Elliot, James  
**Sent:** Wednesday, March 05, 2008 6:49 PM  
**To:** JimL@aetlab.com  
**Cc:** Crosby, Chris  
**Subject:** Soil Samples from Lemoore NAS Site 14

Hi Jim,

Have received instructions from the client for analyzing some of the soil samples form the Lemoore site as follows. All samples to be analyzed for VOCs.

Samples collected 2/12/2008:  
NT1-2 (45995.03)  
NT1-4 (45995.04)  
NT1-7 (45995.05)  
NT1-10 (45995.06)  
NT2-2 (45995.07)  
NT2-4 (45995.08)  
NT2-7 (45995.09)  
NT2-10Q (45995.10)

Samples collected 1/22/2008 ( 45787 ):  
NT3-2  
NT3-4  
NT3-7

Let me know if you have any questions.

Thanks  
James

**R. James Elliot, P.G., C.Hg. | Principal Geologist**  
Main: 805.681.3100, ext. 167 | Mobile: 805.895.5067 | Fax: 805.681.3108  
[james.elliott@tetrattech.com](mailto:james.elliott@tetrattech.com)

Tetra Tech | Santa Barbara  
301 Mentor Drive, Suite A | Santa Barbara, CA 93111 | [www.tetrattech.com](http://www.tetrattech.com)

PLEASE NOTE: This message, including any attachments, may include privileged, confidential and/or inside information. Any distribution or use of this communication by anyone other than the intended recipient is strictly prohibited and may be unlawful. If you are not the intended recipient, please notify the sender by replying to this message and then delete it from your system.

3/18/2008





# American Environmental Testing Laboratory Inc.

2834 & 2908 North Naomi Street Burbank, CA 91504 • DOHS NO: 1541, LACSD NO: 10181  
 Tel: (888) 288-AETL • (818) 845-8200 • Fax: (818) 845-8840 • www.aetlab.com

## ANALYTICAL RESULTS

### Ordered By

### Site

Tetra Tech Inc.  
 301 Mentor Drive  
 Suite "A"  
 Santa Barbara, CA 93111-

Site 14 Lemoore NAS

Telephone: (805)681-3100

Attn: James Elliot

Page: 2

Project ID: T21384-02

Project Name: Streams TO-65

AETL Job Number	Submitted	Client
46300	02/13/2008	T/TSB

Method: (8260B), Volatile Organic Compounds by GC/MS (SW846)

QC Batch No: 030708

Our Lab I.D.			Method Blank	46300.01	46300.02	46300.03	46300.04
Client Sample I.D.				NT1-2	NT1-4	NT1-7	NT1-10
Date Sampled				02/12/2008	02/12/2008	02/12/2008	02/12/2008
Date Prepared			03/07/2008	03/07/2008	03/07/2008	03/07/2008	03/07/2008
Preparation Method			5035A	5035A	5035A	5035A	5035A
Date Analyzed			03/07/2008	03/07/2008	03/07/2008	03/07/2008	03/07/2008
Matrix			Soil	Soil	Soil	Soil	Soil
Units			ug/Kg	ug/Kg	ug/Kg	ug/Kg	ug/Kg
Dilution Factor			1	1	1	1	1
Analytes	MDL	PQL	Results	Results	Results	Results	Results
Acetone	25	50	ND	ND	ND	ND	ND
Benzene	2.0	10.0	ND	ND	ND	ND	ND
Bromobenzene (Phenyl bromide)	5.0	10.0	ND	ND	ND	ND	ND
Bromochloromethane	5.0	10.0	ND	ND	ND	ND	ND
Bromodichloromethane	5.0	10.0	ND	ND	ND	ND	ND
Bromoform (Tribromomethane)	25	50	ND	ND	ND	ND	ND
Bromomethane (Methyl bromide)	15	30	ND	ND	ND	ND	ND
2-Butanone (MEK)	25	50	ND	ND	ND	ND	ND
n-Butylbenzene	5.0	10.0	ND	ND	ND	ND	ND
sec-Butylbenzene	5.0	10.0	ND	ND	ND	ND	ND
tert-Butylbenzene	5.0	10.0	ND	ND	ND	ND	ND
Carbon Disulfide	25	50	ND	ND	ND	ND	ND
Carbon tetrachloride	5.0	10.0	ND	ND	ND	ND	ND
Chlorobenzene	5.0	10.0	ND	ND	ND	ND	ND
Chloroethane	15	30	ND	ND	ND	ND	ND
2-Chloroethyl vinyl ether	50	50	ND	ND	ND	ND	ND
Chloroform (Trichloromethane)	5.0	10.0	ND	ND	ND	ND	ND
Chloromethane (Methyl chloride)	15	30	ND	ND	ND	ND	ND
2-Chlorotoluene	5.0	10.0	ND	ND	ND	ND	ND
4-Chlorotoluene	5.0	10.0	ND	ND	ND	ND	ND
1,2-Dibromo-3-chloropropane (DBCP)	25	50	ND	ND	ND	ND	ND
Dibromochloromethane	5.0	10.0	ND	ND	ND	ND	ND
1,2-Dibromoethane (EDB)	5.0	10.0	ND	ND	ND	ND	ND
Dibromomethane	5.0	10.0	ND	ND	ND	ND	ND
1,2-Dichlorobenzene	5.0	10.0	ND	ND	ND	ND	ND
1,3-Dichlorobenzene	5.0	10.0	ND	ND	ND	ND	ND
1,4-Dichlorobenzene	5.0	10.0	ND	ND	ND	ND	ND



# American Environmental Testing Laboratory Inc.

2834 & 2908 North Naomi Street Burbank, CA 91504 • DOHS NO: 1541, LACSD NO: 10181  
 Tel: (888) 288-AETL • (818) 845-8200 • Fax: (818) 845-8840 • www.aetlab.com

## ANALYTICAL RESULTS

Page: **3**

Project ID: T21384-02  
 Project Name: Streams TO-65

AETL Job Number	Submitted	Client
46300	02/13/2008	T/TSB

Method: (8260B), Volatile Organic Compounds by GC/MS (SW846)

QC Batch No: 030708

Our Lab I.D.		Method Blank	46300.01	46300.02	46300.03	46300.04	
Client Sample I.D.			NT1-2	NT1-4	NT1-7	NT1-10	
Date Sampled			02/12/2008	02/12/2008	02/12/2008	02/12/2008	
Date Prepared		03/07/2008	03/07/2008	03/07/2008	03/07/2008	03/07/2008	
Preparation Method		5035A	5035A	5035A	5035A	5035A	
Date Analyzed		03/07/2008	03/07/2008	03/07/2008	03/07/2008	03/07/2008	
Matrix		Soil	Soil	Soil	Soil	Soil	
Units		ug/Kg	ug/Kg	ug/Kg	ug/Kg	ug/Kg	
Dilution Factor		1	1	1	1	1	
Analytes	MDL	PQL	Results	Results	Results	Results	Results
Dichlorodifluoromethane	15	30	ND	ND	ND	ND	ND
1,1-Dichloroethane	5.0	10.0	ND	ND	ND	ND	ND
1,2-Dichloroethane (EDC)	5.0	10.0	ND	ND	ND	ND	ND
1,1-Dichloroethene	5.0	10.0	ND	ND	ND	ND	ND
cis-1,2-Dichloroethene	5.0	10.0	ND	ND	ND	ND	ND
trans-1,2-Dichloroethene	5.0	10.0	ND	ND	ND	ND	ND
1,2-Dichloropropane	5.0	10.0	ND	ND	ND	ND	ND
1,3-Dichloropropane	5.0	10.0	ND	ND	ND	ND	ND
2,2-Dichloropropane	5.0	10.0	ND	ND	ND	ND	ND
1,1-Dichloropropene	5.0	10.0	ND	ND	ND	ND	ND
cis-1,3-Dichloropropene	5.0	10.0	ND	ND	ND	ND	ND
trans-1,3-Dichloropropene	5.0	10.0	ND	ND	ND	ND	ND
Ethylbenzene	2.0	10.0	ND	ND	ND	ND	ND
Hexachlorobutadiene	15	30	ND	ND	ND	ND	ND
2-Hexanone	25	50	ND	ND	ND	ND	ND
Isopropylbenzene	5.0	10.0	ND	ND	ND	ND	ND
p-Isopropyltoluene	5.0	10.0	ND	ND	ND	ND	ND
4-Methyl-2-pentanone (MIBK)	25	50	ND	ND	ND	ND	ND
Methyl-tert-butyl ether (MTBE)	5.0	10.0	ND	ND	ND	ND	ND
Methylene chloride (DCM)	25	50	ND	ND	ND	ND	ND
Naphthalene	5.0	10.0	ND	ND	ND	ND	ND
n-Propylbenzene	5.0	10.0	ND	ND	ND	ND	ND
Styrene	5.0	10.0	ND	ND	ND	ND	ND
1,1,1,2-Tetrachloroethane	5.0	10.0	ND	ND	ND	ND	ND
1,1,2,2-Tetrachloroethane	5.0	10.0	ND	ND	ND	ND	ND
Tetrachloroethene	0.5	1.0	ND	ND	ND	ND	ND
Toluene (Methyl benzene)	2.0	10.0	ND	ND	ND	ND	ND
1,2,3-Trichlorobenzene	5.0	10.0	ND	ND	ND	ND	ND
1,2,4-Trichlorobenzene	5.0	10.0	ND	ND	ND	ND	ND
1,1,1-Trichloroethane	5.0	10.0	ND	ND	ND	ND	ND
1,1,2-Trichloroethane	5.0	10.0	ND	ND	ND	ND	ND
Trichloroethene	0.5	1.0	ND	1.80	15.9	18.7	10.4
Trichlorofluoromethane	5.0	10.0	ND	ND	ND	ND	ND
1,2,3-Trichloropropane	5.0	10.0	ND	ND	ND	ND	ND



# American Environmental Testing Laboratory Inc.

2834 & 2908 North Naomi Street Burbank, CA 91504 • DOHS NO: 1541, LACSD NO: 10181  
 Tel: (888) 288-AETL • (818) 845-8200 • Fax: (818) 845-8840 • www.aetlab.com

## ANALYTICAL RESULTS

Page: **4**

Project ID: T21384-02  
 Project Name: Streams TO-65

AETL Job Number	Submitted	Client
46300	02/13/2008	T/TSB

Method: (8260B), Volatile Organic Compounds by GC/MS (SW846)

QC Batch No: 030708

Our Lab I.D.		Method Blank	46300.01	46300.02	46300.03	46300.04	
Client Sample I.D.			NT1-2	NT1-4	NT1-7	NT1-10	
Date Sampled			02/12/2008	02/12/2008	02/12/2008	02/12/2008	
Date Prepared		03/07/2008	03/07/2008	03/07/2008	03/07/2008	03/07/2008	
Preparation Method		5035A	5035A	5035A	5035A	5035A	
Date Analyzed		03/07/2008	03/07/2008	03/07/2008	03/07/2008	03/07/2008	
Matrix		Soil	Soil	Soil	Soil	Soil	
Units		ug/Kg	ug/Kg	ug/Kg	ug/Kg	ug/Kg	
Dilution Factor		1	1	1	1	1	
Analytes	MDL	PQL	Results	Results	Results	Results	Results
1,2,4-Trimethylbenzene	5.0	10.0	ND	ND	ND	ND	ND
1,3,5-Trimethylbenzene	5.0	10.0	ND	ND	ND	ND	ND
Vinyl Acetate	25	50	ND	ND	ND	ND	ND
Vinyl chloride (Chloroethene)	15	30	ND	ND	ND	ND	ND
o-Xylene	2.0	10.0	ND	ND	ND	ND	ND
m,p-Xylenes	2.0	20.0	ND	ND	ND	ND	ND
Our Lab I.D.		Method Blank	46300.01	46300.02	46300.03	46300.04	
Surrogates	%Rec.Limit	% Rec.	% Rec.	% Rec.	% Rec.	% Rec.	
Bromofluorobenzene	75-125	87.8	84.9	83.8	84.9	85.0	
Dibromofluoromethane	75-125	99.5	107	107	117	111	
Toluene-d8	75-125	77.4	78.6	81.0	81.0	84.6	



# American Environmental Testing Laboratory Inc.

2834 & 2908 North Naomi Street Burbank, CA 91504 • DOHS NO: 1541, LACSD NO: 10181  
 Tel: (888) 288-AETL • (818) 845-8200 • Fax: (818) 845-8840 • www.aetlab.com

## ANALYTICAL RESULTS

### Ordered By

### Site

Tetra Tech Inc.  
 301 Mentor Drive  
 Suite "A"  
 Santa Barbara, CA 93111-

Site 14 Lemoore NAS

Telephone: (805)681-3100

Attn: James Elliot

Page: 5

Project ID: T21384-02

Project Name: Streams TO-65

AETL Job Number	Submitted	Client
46300	02/13/2008	T/TSB

Method: (8260B), Volatile Organic Compounds by GC/MS (SW846)

QC Batch No: 030708

Our Lab I.D.		46300.05	46300.06	46300.07	46300.08	
Client Sample I.D.		NT2-2	NT2-4	NT2-7	NT2-10Q	
Date Sampled		02/12/2008	02/12/2008	02/12/2008	02/12/2008	
Date Prepared		03/07/2008	03/07/2008	03/07/2008	03/07/2008	
Preparation Method		5035A	5035A	5035A	5035A	
Date Analyzed		03/07/2008	03/07/2008	03/07/2008	03/07/2008	
Matrix		Soil	Soil	Soil	Soil	
Units		ug/Kg	ug/Kg	ug/Kg	ug/Kg	
Dilution Factor		1	1	1	1	
Analytes	MDL	PQL	Results	Results	Results	Results
Acetone	25	50	ND	ND	ND	ND
Benzene	2.0	10.0	ND	ND	ND	ND
Bromobenzene (Phenyl bromide)	5.0	10.0	ND	ND	ND	ND
Bromochloromethane	5.0	10.0	ND	ND	ND	ND
Bromodichloromethane	5.0	10.0	ND	ND	ND	ND
Bromoform (Tribromomethane)	25	50	ND	ND	ND	ND
Bromomethane (Methyl bromide)	15	30	ND	ND	ND	ND
2-Butanone (MEK)	25	50	ND	ND	ND	ND
n-Butylbenzene	5.0	10.0	ND	ND	ND	ND
sec-Butylbenzene	5.0	10.0	ND	ND	ND	ND
tert-Butylbenzene	5.0	10.0	ND	ND	ND	ND
Carbon Disulfide	25	50	ND	ND	ND	ND
Carbon tetrachloride	5.0	10.0	ND	ND	ND	ND
Chlorobenzene	5.0	10.0	ND	ND	ND	ND
Chloroethane	15	30	ND	ND	ND	ND
2-Chloroethyl vinyl ether	50	50	ND	ND	ND	ND
Chloroform (Trichloromethane)	5.0	10.0	ND	ND	ND	ND
Chloromethane (Methyl chloride)	15	30	ND	ND	ND	ND
2-Chlorotoluene	5.0	10.0	ND	ND	ND	ND
4-Chlorotoluene	5.0	10.0	ND	ND	ND	ND
1,2-Dibromo-3-chloropropane (DBCP)	25	50	ND	ND	ND	ND
Dibromochloromethane	5.0	10.0	ND	ND	ND	ND
1,2-Dibromoethane (EDB)	5.0	10.0	ND	ND	ND	ND
Dibromomethane	5.0	10.0	ND	ND	ND	ND
1,2-Dichlorobenzene	5.0	10.0	ND	ND	ND	ND
1,3-Dichlorobenzene	5.0	10.0	ND	ND	ND	ND
1,4-Dichlorobenzene	5.0	10.0	ND	ND	ND	ND



# American Environmental Testing Laboratory Inc.

2834 & 2908 North Naomi Street Burbank, CA 91504 • DOHS NO: 1541, LACSD NO: 10181  
 Tel: (888) 288-AETL • (818) 845-8200 • Fax: (818) 845-8840 • www.aetlab.com

## ANALYTICAL RESULTS

Page: 6

Project ID: T21384-02  
 Project Name: Streams TO-65

AETL Job Number	Submitted	Client
46300	02/13/2008	T/TSB

Method: (8260B), Volatile Organic Compounds by GC/MS (SW846)

QC Batch No: 030708

Our Lab I.D.			46300.05	46300.06	46300.07	46300.08	
Client Sample I.D.			NT2-2	NT2-4	NT2-7	NT2-10Q	
Date Sampled			02/12/2008	02/12/2008	02/12/2008	02/12/2008	
Date Prepared			03/07/2008	03/07/2008	03/07/2008	03/07/2008	
Preparation Method			5035A	5035A	5035A	5035A	
Date Analyzed			03/07/2008	03/07/2008	03/07/2008	03/07/2008	
Matrix			Soil	Soil	Soil	Soil	
Units			ug/Kg	ug/Kg	ug/Kg	ug/Kg	
Dilution Factor			1	1	1	1	
Analytes	MDL	PQL	Results	Results	Results	Results	
Dichlorodifluoromethane	15	30	ND	ND	ND	ND	
1,1-Dichloroethane	5.0	10.0	ND	ND	ND	ND	
1,2-Dichloroethane (EDC)	5.0	10.0	ND	ND	ND	ND	
1,1-Dichloroethene	5.0	10.0	ND	ND	ND	ND	
cis-1,2-Dichloroethene	5.0	10.0	ND	ND	ND	ND	
trans-1,2-Dichloroethene	5.0	10.0	ND	ND	ND	ND	
1,2-Dichloropropane	5.0	10.0	ND	ND	ND	ND	
1,3-Dichloropropane	5.0	10.0	ND	ND	ND	ND	
2,2-Dichloropropane	5.0	10.0	ND	ND	ND	ND	
1,1-Dichloropropene	5.0	10.0	ND	ND	ND	ND	
cis-1,3-Dichloropropene	5.0	10.0	ND	ND	ND	ND	
trans-1,3-Dichloropropene	5.0	10.0	ND	ND	ND	ND	
Ethylbenzene	2.0	10.0	ND	ND	ND	ND	
Hexachlorobutadiene	15	30	ND	ND	ND	ND	
2-Hexanone	25	50	ND	ND	ND	ND	
Isopropylbenzene	5.0	10.0	ND	ND	ND	ND	
p-Isopropyltoluene	5.0	10.0	ND	ND	ND	ND	
4-Methyl-2-pentanone (MIBK)	25	50	ND	ND	ND	ND	
Methyl-tert-butyl ether (MTBE)	5.0	10.0	ND	ND	ND	ND	
Methylene chloride (DCM)	25	50	ND	ND	ND	ND	
Naphthalene	5.0	10.0	ND	ND	ND	ND	
n-Propylbenzene	5.0	10.0	ND	ND	ND	ND	
Styrene	5.0	10.0	ND	ND	ND	ND	
1,1,1,2-Tetrachloroethane	5.0	10.0	ND	ND	ND	ND	
1,1,2,2-Tetrachloroethane	5.0	10.0	ND	ND	ND	ND	
Tetrachloroethene	0.5	1.0	ND	ND	ND	ND	
Toluene (Methyl benzene)	2.0	10.0	ND	ND	ND	ND	
1,2,3-Trichlorobenzene	5.0	10.0	ND	ND	ND	ND	
1,2,4-Trichlorobenzene	5.0	10.0	ND	ND	ND	ND	
1,1,1-Trichloroethane	5.0	10.0	ND	ND	ND	ND	
1,1,2-Trichloroethane	5.0	10.0	ND	ND	ND	ND	
Trichloroethene	0.5	1.0	ND	ND	1.20	1.30	
Trichlorofluoromethane	5.0	10.0	ND	ND	ND	ND	
1,2,3-Trichloropropane	5.0	10.0	ND	ND	ND	ND	



# American Environmental Testing Laboratory Inc.

2834 & 2908 North Naomi Street Burbank, CA 91504 • DOHS NO: 1541, LACSD NO: 10181  
 Tel: (888) 288-AETL • (818) 845-8200 • Fax: (818) 845-8840 • www.aetlab.com

## ANALYTICAL RESULTS

Page: 7

Project ID: T21384-02  
 Project Name: Streams TO-65

AETL Job Number	Submitted	Client
46300	02/13/2008	T/TSB

Method: (8260B), Volatile Organic Compounds by GC/MS (SW846)

QC Batch No: 030708

Our Lab I.D.			46300.05	46300.06	46300.07	46300.08	
Client Sample I.D.			NT2-2	NT2-4	NT2-7	NT2-10Q	
Date Sampled			02/12/2008	02/12/2008	02/12/2008	02/12/2008	
Date Prepared			03/07/2008	03/07/2008	03/07/2008	03/07/2008	
Preparation Method			5035A	5035A	5035A	5035A	
Date Analyzed			03/07/2008	03/07/2008	03/07/2008	03/07/2008	
Matrix			Soil	Soil	Soil	Soil	
Units			ug/Kg	ug/Kg	ug/Kg	ug/Kg	
Dilution Factor			1	1	1	1	
Analytes	MDL	PQL	Results	Results	Results	Results	
1,2,4-Trimethylbenzene	5.0	10.0	ND	ND	ND	ND	
1,3,5-Trimethylbenzene	5.0	10.0	ND	ND	ND	ND	
Vinyl Acetate	25	50	ND	ND	ND	ND	
Vinyl chloride (Chloroethene)	15	30	ND	ND	ND	ND	
o-Xylene	2.0	10.0	ND	ND	ND	ND	
m,p-Xylenes	2.0	20.0	ND	ND	ND	ND	
Our Lab I.D.			46300.05	46300.06	46300.07	46300.08	
Surrogates	%Rec.Limit		% Rec.	% Rec.	% Rec.	% Rec.	
Bromofluorobenzene	75-125		84.0	86.0	85.0	84.0	
Dibromofluoromethane	75-125		111	114	115	115	
Toluene-d8	75-125		77.0	88.0	82.0	80.0	



# American Environmental Testing Laboratory Inc.

2834 & 2908 North Naomi Street Burbank, CA 91504 • DOHS NO: 1541, LACSD NO: 10181  
 Tel: (888) 288-AETL • (818) 845-8200 • Fax: (818) 845-8840 • www.aetlab.com

## ANALYTICAL RESULTS

### Ordered By

### Site

Tetra Tech Inc.  
 301 Mentor Drive  
 Suite "A"  
 Santa Barbara, CA 93111-

Site 14 Lemoore NAS

Telephone: (805)681-3100

Attn: James Elliot

Page: 8

Project ID: T21384-02  
 Project Name: Streams TO-65

AETL Job Number	Submitted	Client
46300	02/13/2008	T/TSB

Method: (8260B), Volatile Organic Compounds by GC/MS (SW846)

### QUALITY CONTROL REPORT

QC Batch No: 030708; Dup or Spiked Sample: B030708; LCS: Clean Sand; QC Prepared: 03/07/2008; QC Analyzed: 03/07/2008;  
 Units: ppb

Analytes	Sample Result	MS Concen	MS Recov	MS % REC	MS DUP Concen	MS DUP Recov	MS DUP % REC	RPD %	MS/MSD % Limit	MS RPD % Limit
Benzene	0.0	50.00	59.50	119	50.00	59.50	119	<1	75-125	<20
Chlorobenzene	0.0	50.00	46.25	92.5	50.00	47.50	95.0	2.7	75-125	<20
1,1-Dichloroethene	0.0	50.00	56.00	112	50.00	53.50	107	4.6	75-125	<20
Methyl-tert-butyl ether (MTBE)	0.0	50.00	52.50	105	50.00	57.50	115	9.1	75-125	<20
Toluene (Methyl benzene)	0.0	50.00	44.70	89.4	50.00	46.55	93.1	4.1	75-125	<20
Trichloroethene	0.0	50.00	56.50	113	50.00	56.00	112	<1	75-125	<20

QC Batch No: 030708; Dup or Spiked Sample: B030708; LCS: Clean Sand; QC Prepared: 03/07/2008; QC Analyzed: 03/07/2008;  
 Units: ppb

Analytes	LCS Concen	LCS Recov	LCS % REC	LCS/LCSD % Limit						
Benzene	50.00	60.00	120	75-125						
Chlorobenzene	50.00	46.85	93.7	75-125						
1,1-Dichloroethene	50.00	51.50	103	75-125						
Methyl-tert-butyl ether (MTBE)	50.00	57.00	114	75-125						
Toluene (Methyl benzene)	50.00	46.65	93.3	75-125						
Trichloroethene	50.00	58.00	116	75-125						
<b>LCS</b>										
Chloroform (Trichloromethane)	50.00	49.70	99.4	75-125						
Ethylbenzene	50.00	46.00	92.0	75-125						
1,1,1-Trichloroethane	50.00	47.85	95.7	75-125						
o-Xylene	50.00	46.65	93.3	75-125						
m,p-Xylenes	100.00	92.40	92.4	75-125						



## American Environmental Testing Laboratory Inc.

2834 & 2908 North Naomi Street Burbank, CA 91504 • DOHS NO: 1541, LACSD NO: 10181  
Tel: (888) 288-AETL • (818) 845-8200 • Fax: (818) 845-8840 • www.aetlab.com

### Ordered By

Tetra Tech Inc.  
301 Mentor Drive Suite "A"  
Santa Barbara, CA 93111-

Number of Pages 5  
Date Received 01/24/2008  
Date Reported 03/12/2008

Telephone: (805)681-3100  
Attention: James Elliot

Job Number	Order Date	Client
46303	03/06/2008	T/TSB

Project ID: T21384-02  
Project Name: Streams TO-65  
Site: Site 14 Lemoore NAS

Enclosed please find results of analyses of 3 soil samples which were analyzed as specified on the attached chain of custody. If there are any questions, please do not hesitate to call.

Checked By: \_\_\_\_\_

Approved By: \_\_\_\_\_

Cyrus Razmara, Ph.D.  
Laboratory Director





**Jim Lin**

---

**From:** Elliot, James [James.ELLIOT@tetrattech.com]  
**Sent:** Wednesday, March 05, 2008 8:05 PM  
**To:** JimL@aetlab.com  
**Cc:** Crosby, Chris  
**Subject:** RE: Soil Samples from Lemoore NAS Site 14

Jim,  
Please see corrections below - I found the AETL job number, and also that sample NT3-10 had already been run.  
sorry for any confusion  
James

---

**From:** Elliot, James  
**Sent:** Wednesday, March 05, 2008 6:49 PM  
**To:** JimL@aetlab.com  
**Cc:** Crosby, Chris  
**Subject:** Soil Samples from Lemoore NAS Site 14

Hi Jim,

Have received instructions from the client for analyzing some of the soil samples form the Lemoore site as follows. All samples to be analyzed for VOCs.

Samples collected 2/12/2008:

NT1-2 (45995.03)  
NT1-4 (45995.04)  
NT1-7 (45995.05)  
NT1-10 (45995.06)  
NT2-2 (45995.07)  
NT2-4 (45995.08)  
NT2-7 (45995.09)  
NT2-10Q (45995.10)

Samples collected 1/22/2008 ( 45787 ):

NT3-2  
NT3-4  
NT3-7

Let me know if you have any questions.

Thanks  
James

**R. James Elliot, P.G., C.Hg. | Principal Geologist**  
Main: 805.681.3100, ext. 167 | Mobile: 805.895.5067 | Fax: 805.681.3108  
[james.elliott@tetrattech.com](mailto:james.elliott@tetrattech.com)

Tetra Tech | Santa Barbara  
301 Mentor Drive, Suite A | Santa Barbara, CA 93111 | [www.tetrattech.com](http://www.tetrattech.com)

PLEASE NOTE: This message, including any attachments, may include privileged, confidential and/or inside information. Any distribution or use of this communication by anyone other than the intended recipient is strictly prohibited and may be unlawful. If you are not the intended recipient, please notify the sender by replying to this message and then delete it from your system.

3/6/2008



# American Environmental Testing Laboratory Inc.

2834 & 2908 North Naomi Street Burbank, CA 91504 • DOHS NO: 1541, LACSD NO: 10181  
 Tel: (888) 288-AETL • (818) 845-8200 • Fax: (818) 845-8840 • www.aetlab.com

## ANALYTICAL RESULTS

### Ordered By

Tetra Tech Inc.  
 301 Mentor Drive  
 Suite "A"  
 Santa Barbara, CA 93111-

### Site

Site 14 Lemoore NAS

Telephone: (805)681-3100

Attn: James Elliot

Page: 2

Project ID: T21384-02

Project Name: Streams TO-65

AETL Job Number	Submitted	Client
46303	01/24/2008	T/TSB

Method: (8260B), Volatile Organic Compounds by GC/MS (SW846)

QC Batch No: 012508

Our Lab I.D.		Method Blank	46303.01	46303.02	46303.03	
Client Sample I.D.			NT3-2	NT3-4	NT3-7	
Date Sampled			01/22/2008	01/22/2008	01/22/2008	
Date Prepared		01/25/2008	01/25/2008	01/25/2008	01/25/2008	
Preparation Method		5035A	5035A	5035A	5035A	
Date Analyzed		01/25/2008	01/25/2008	01/25/2008	01/25/2008	
Matrix		Soil	Soil	Soil	Soil	
Units		ug/Kg	ug/Kg	ug/Kg	ug/Kg	
Dilution Factor		1	1	1	1	
Analytes	MDL	PQL	Results	Results	Results	Results
Acetone	25	50	ND	ND	ND	ND
Benzene	2.0	10.0	ND	ND	ND	ND
Bromobenzene (Phenyl bromide)	5.0	10.0	ND	ND	ND	ND
Bromochloromethane	5.0	10.0	ND	ND	ND	ND
Bromodichloromethane	5.0	10.0	ND	ND	ND	ND
Bromoform (Tribromomethane)	25	50	ND	ND	ND	ND
Bromomethane (Methyl bromide)	15	30	ND	ND	ND	ND
2-Butanone (MEK)	25	50	ND	ND	ND	ND
n-Butylbenzene	5.0	10.0	ND	ND	ND	ND
sec-Butylbenzene	5.0	10.0	ND	ND	ND	ND
tert-Butylbenzene	5.0	10.0	ND	ND	ND	ND
Carbon Disulfide	25	50	ND	ND	ND	ND
Carbon tetrachloride	5.0	10.0	ND	ND	ND	ND
Chlorobenzene	5.0	10.0	ND	ND	ND	ND
Chloroethane	15	30	ND	ND	ND	ND
2-Chloroethyl vinyl ether	50	50	ND	ND	ND	ND
Chloroform (Trichloromethane)	5.0	10.0	ND	ND	ND	ND
Chloromethane (Methyl chloride)	15	30	ND	ND	ND	ND
2-Chlorotoluene	5.0	10.0	ND	ND	ND	ND
4-Chlorotoluene	5.0	10.0	ND	ND	ND	ND
1,2-Dibromo-3-chloropropane (DBCP)	25	50	ND	ND	ND	ND
Dibromochloromethane	5.0	10.0	ND	ND	ND	ND
1,2-Dibromoethane (EDB)	5.0	10.0	ND	ND	ND	ND
Dibromomethane	5.0	10.0	ND	ND	ND	ND
1,2-Dichlorobenzene	5.0	10.0	ND	ND	ND	ND
1,3-Dichlorobenzene	5.0	10.0	ND	ND	ND	ND
1,4-Dichlorobenzene	5.0	10.0	ND	ND	ND	ND



# American Environmental Testing Laboratory Inc.

2834 & 2908 North Naomi Street Burbank, CA 91504 • DOHS NO: 1541, LACSD NO: 10181  
 Tel: (888) 288-AETL • (818) 845-8200 • Fax: (818) 845-8840 • www.aetlab.com

## ANALYTICAL RESULTS

Page: **3**

Project ID: T21384-02  
 Project Name: Streams TO-65

AETL Job Number	Submitted	Client
46303	01/24/2008	T/TSB

Method: (8260B), Volatile Organic Compounds by GC/MS (SW846)

QC Batch No: 012508

Our Lab I.D.		Method Blank	46303.01	46303.02	46303.03	
Client Sample I.D.			NT3-2	NT3-4	NT3-7	
Date Sampled			01/22/2008	01/22/2008	01/22/2008	
Date Prepared		01/25/2008	01/25/2008	01/25/2008	01/25/2008	
Preparation Method		5035A	5035A	5035A	5035A	
Date Analyzed		01/25/2008	01/25/2008	01/25/2008	01/25/2008	
Matrix		Soil	Soil	Soil	Soil	
Units		ug/Kg	ug/Kg	ug/Kg	ug/Kg	
Dilution Factor		1	1	1	1	
Analytes	MDL	PQL	Results	Results	Results	Results
Dichlorodifluoromethane	15	30	ND	ND	ND	ND
1,1-Dichloroethane	5.0	10.0	ND	ND	ND	ND
1,2-Dichloroethane (EDC)	5.0	10.0	ND	ND	ND	ND
1,1-Dichloroethene	5.0	10.0	ND	ND	ND	ND
cis-1,2-Dichloroethene	5.0	10.0	ND	ND	ND	ND
trans-1,2-Dichloroethene	5.0	10.0	ND	ND	ND	ND
1,2-Dichloropropane	5.0	10.0	ND	ND	ND	ND
1,3-Dichloropropane	5.0	10.0	ND	ND	ND	ND
2,2-Dichloropropane	5.0	10.0	ND	ND	ND	ND
1,1-Dichloropropene	5.0	10.0	ND	ND	ND	ND
cis-1,3-Dichloropropene	5.0	10.0	ND	ND	ND	ND
trans-1,3-Dichloropropene	5.0	10.0	ND	ND	ND	ND
Ethylbenzene	2.0	10.0	ND	ND	ND	ND
Hexachlorobutadiene	15	30	ND	ND	ND	ND
2-Hexanone	25	50	ND	ND	ND	ND
Isopropylbenzene	5.0	10.0	ND	ND	ND	ND
p-Isopropyltoluene	5.0	10.0	ND	ND	ND	ND
4-Methyl-2-pentanone (MIBK)	25	50	ND	ND	ND	ND
Methyl-tert-butyl ether (MTBE)	5.0	10.0	ND	ND	ND	ND
Methylene chloride (DCM)	25	50	ND	ND	ND	ND
Naphthalene	5.0	10.0	ND	ND	ND	ND
n-Propylbenzene	5.0	10.0	ND	ND	ND	ND
Styrene	5.0	10.0	ND	ND	ND	ND
1,1,1,2-Tetrachloroethane	5.0	10.0	ND	ND	ND	ND
1,1,2,2-Tetrachloroethane	5.0	10.0	ND	ND	ND	ND
Tetrachloroethene	0.5	1.0	ND	ND	ND	ND
Toluene (Methyl benzene)	2.0	10.0	ND	ND	ND	ND
1,2,3-Trichlorobenzene	5.0	10.0	ND	ND	ND	ND
1,2,4-Trichlorobenzene	5.0	10.0	ND	ND	ND	ND
1,1,1-Trichloroethane	5.0	10.0	ND	ND	ND	ND
1,1,2-Trichloroethane	5.0	10.0	ND	ND	ND	ND
Trichloroethene	0.5	1.0	ND	ND	ND	ND
Trichlorofluoromethane	5.0	10.0	ND	ND	ND	ND
1,2,3-Trichloropropane	5.0	10.0	ND	ND	ND	ND



# American Environmental Testing Laboratory Inc.

2834 & 2908 North Naomi Street Burbank, CA 91504 • DOHS NO: 1541, LACSD NO: 10181  
 Tel: (888) 288-AETL • (818) 845-8200 • Fax: (818) 845-8840 • www.aetlab.com

## ANALYTICAL RESULTS

Page: 4

Project ID: T21384-02  
 Project Name: Streams TO-65

AETL Job Number	Submitted	Client
46303	01/24/2008	T/TSB

Method: (8260B), Volatile Organic Compounds by GC/MS (SW846)

QC Batch No: 012508

Our Lab I.D.		Method Blank	46303.01	46303.02	46303.03	
Client Sample I.D.			NT3-2	NT3-4	NT3-7	
Date Sampled			01/22/2008	01/22/2008	01/22/2008	
Date Prepared		01/25/2008	01/25/2008	01/25/2008	01/25/2008	
Preparation Method		5035A	5035A	5035A	5035A	
Date Analyzed		01/25/2008	01/25/2008	01/25/2008	01/25/2008	
Matrix		Soil	Soil	Soil	Soil	
Units		ug/Kg	ug/Kg	ug/Kg	ug/Kg	
Dilution Factor		1	1	1	1	
Analytes	MDL	PQL	Results	Results	Results	Results
1,2,4-Trimethylbenzene	5.0	10.0	ND	ND	ND	ND
1,3,5-Trimethylbenzene	5.0	10.0	ND	ND	ND	ND
Vinyl Acetate	25	50	ND	ND	ND	ND
Vinyl chloride (Chloroethene)	15	30	ND	ND	ND	ND
o-Xylene	2.0	10.0	ND	ND	ND	ND
m,p-Xylenes	2.0	20.0	ND	ND	ND	ND
Our Lab I.D.		Method Blank	46303.01	46303.02	46303.03	
Surrogates	%Rec.Limit	% Rec.	% Rec.	% Rec.	% Rec.	
Bromofluorobenzene	75-125	85.4	82.0	86.0	80.0	
Dibromofluoromethane	75-125	101	107	106	109	
Toluene-d8	75-125	86.1	79.0	78.0	79.0	



# American Environmental Testing Laboratory Inc.

2834 & 2908 North Naomi Street Burbank, CA 91504 • DOHS NO: 1541, LACSD NO: 10181  
 Tel: (888) 288-AETL • (818) 845-8200 • Fax: (818) 845-8840 • www.aetlab.com

## ANALYTICAL RESULTS

### Ordered By

Tetra Tech Inc.  
 301 Mentor Drive  
 Suite "A"  
 Santa Barbara, CA 93111-

### Site

Site 14 Lemoore NAS

Telephone: (805)681-3100

Attn: James Elliot

Page: 5

Project ID: T21384-02

Project Name: Streams TO-65

AETL Job Number	Submitted	Client
46303	01/24/2008	T/TSB

Method: (8260B), Volatile Organic Compounds by GC/MS (SW846)

## QUALITY CONTROL REPORT

QC Batch No: 012508; Dup or Spiked Sample: BL012508; LCS: Clean Sand; QC Prepared: 01/25/2008; QC Analyzed: 01/25/2008;  
 Units: ppb

Analytes	Sample Result	MS Concen	MS Recov	MS % REC	MS DUP Concen	MS DUP Recov	MS DUP % REC	RPD %	MS/MSD % Limit	MS RPD % Limit
Benzene	0.0	50.00	56.50	113	50.00	59.50	119	5.2	75-125	<20
Chlorobenzene	0.0	50.00	47.35	94.7	50.00	48.15	96.3	1.7	75-125	<20
1,1-Dichloroethene	0.0	50.00	49.45	98.9	50.00	53.00	106	6.9	75-125	<20
Methyl-tert-butyl ether (MTBE)	0.0	50.00	51.00	102	50.00	51.00	102	<1	75-125	<20
Toluene (Methyl benzene)	0.0	50.00	46.80	93.6	50.00	47.85	95.7	2.2	75-125	<20
Trichloroethene	0.0	50.00	54.00	108	50.00	55.50	111	2.7	75-125	<20

QC Batch No: 012508; Dup or Spiked Sample: BL012508; LCS: Clean Sand; QC Prepared: 01/25/2008; QC Analyzed: 01/25/2008;  
 Units: ppb

Analytes	LCS Concen	LCS Recov	LCS % REC	LCS/LCSD % Limit						
Benzene	50.00	58.50	117	75-125						
Chlorobenzene	50.00	48.70	97.4	75-125						
1,1-Dichloroethene	50.00	52.00	104	75-125						
Methyl-tert-butyl ether (MTBE)	50.00	49.75	99.5	75-125						
Toluene (Methyl benzene)	50.00	49.20	98.4	75-125						
Trichloroethene	50.00	55.00	110	75-125						
<b>LCS</b>										
Chloroform (Trichloromethane)	50.00	46.25	92.5	75-125						
Ethylbenzene	50.00	46.00	92.0	75-125						
1,1,1-Trichloroethane	50.00	42.85	85.7	75-125						
o-Xylene	50.00	47.30	94.6	75-125						
m,p-Xylenes	100.00	95.40	95.4	75-125						



## American Environmental Testing Laboratory Inc.

2834 & 2908 North Naomi Street Burbank, CA 91504 • DOHS NO: 1541, LACSD NO: 10181  
Tel: (888) 288-AETL • (818) 845-8200 • Fax: (818) 845-8840 • www.aetlab.com

### Ordered By

Tetra Tech Inc.  
301 Mentor Drive Suite "A"  
Santa Barbara, CA 93111-

Number of Pages 25  
Date Received 03/19/2008  
Date Reported 03/27/2008

Telephone: (805)681-3100  
Attention: James Elliot

Job Number	Order Date	Client
46528	03/19/2008	T/TSB

Project ID: T21384-02  
Project Name: EPA Streams TO-65  
Site: Site 14 Lemoore NAS

Enclosed please find results of analyses of 25 water samples which were analyzed as specified on the attached chain of custody. If there are any questions, please do not hesitate to call.

Checked By: \_\_\_\_\_

Approved By: \_\_\_\_\_

Cyrus Razmara, Ph.D.  
Laboratory Director



# American Environmental Testing Laboratory Inc.

2834 & 2908 North Naomi Street, Burbank, CA 91504 • DOHS NO: 1541, LACSD NO: 10181  
Tel: (888) 288-AETL • (818) 845-8200 • Fax: (818) 845-8840 • www.aetlab.com

# CHAIN OF CUSTODY RECORD

No 58646

46522

Page 1 of 2

COMPANY: **Tetra Tech** PROJECT MANAGER: **James Elliot**

COMPANY ADDRESS: **301 Meador Dr. Suite A, Santa Barbara, CA 93111** PHONE: **805-631-3100** FAX: \_\_\_\_\_

PROJECT NAME: **EPA Streams TO 65** PROJECT #: **21384-02**

SITE NAME AND ADDRESS: **Site 17 Lemoore NITS** PO #: \_\_\_\_\_

AETL JOB No.

SAMPLE ID	LAB ID	DATE	TIME	MATRIX	CONTAINER NUMBER/SIZE	PRES.	ANALYSIS REQUESTED			TEST INSTRUCTIONS & COMMENTS
1	ST1-2-PDS	46522-01	3/18/08	Water	1 / 40 mL	N/A				
2	ST1-4-PDS	46522-02								
3	ST1-7-PDS	46522-03								
4	ST1-10-PDS	46522-04								
5	ST2-2-PDS	46522-05								
6	ST2-4-PDS	46522-06								
7	ST2-7-PDS	46522-07								
8	ST2-10-PDS	46522-08								
9	ST3-2-PDS	46522-09								
10	ST3-4-PDS	46522-10								
11	ST3-7-PDS	46522-11								
12	ST3-10-PDS	46522-12								
13	ST5-2-PDS	46522-13								
14	ST5-4-PDS	46522-14								
15	ST5-7-PDS	46522-15								

### SAMPLE RECEIPT - TO BE FILLED BY LABORATORY

TOTAL NUMBER OF CONTAINERS: 15 of 26 PROPERLY COOLED Y/N/NA

CUSTODY SEALS Y/N/NA SAMPLES INTACT Y/N/NA

RECEIVED IN GOOD COND. Y/N SAMPLES ACCEPTED Y/N

### TURN AROUND TIME

NORMAL  RUSH  SAME DAY  2 DAYS  3 DAYS

NEXT DAY

RELINQUISHED BY SAMPLER:	RELINQUISHED BY:	RELINQUISHED BY:
Signature: <i>James Elliot</i> Printed Name: <b>James Elliot</b> Date: <b>3.19.08</b> Time: <b>0831</b>	Signature: _____ Printed Name: _____ Date: _____ Time: _____	Signature: _____ Printed Name: _____ Date: <b>3/19/08</b> Time: <b>1905</b>
RECEIVED BY: _____	RECEIVED BY: _____	RECEIVED BY: _____

DISTRIBUTION: WHITE - Laboratory, CANARY - Laboratory, PINK - Project/Account Manager, YELLOW - Sampler/Originator







# American Environmental Testing Laboratory Inc.

2834 & 2908 North Naomi Street Burbank, CA 91504 • DOHS NO: 1541, LACSD NO: 10181  
 Tel: (888) 288-AETL • (818) 845-8200 • Fax: (818) 845-8840 • www.aetlab.com

## ANALYTICAL RESULTS

### Ordered By

Tetra Tech Inc.  
 301 Mentor Drive  
 Suite "A"  
 Santa Barbara, CA 93111-

### Site

Site 14 Lemoore NAS

Telephone: (805)681-3100

Attn: James Elliot

Page: 2

Project ID: T21384-02

Project Name: EPA Streams TO-65

AETL Job Number	Submitted	Client
46528	03/19/2008	T/TSB

Method: 8260B, Volatile Organic Compounds by GC/MS (SW846)

QC Batch No: 032108

Our Lab I.D.		Method Blank	46528.01	46528.02	46528.03	46528.04	
Client Sample I.D.			ST1-2-PDS	ST1-4-PDS	ST1-7-PDS	ST1-10-PDS	
Date Sampled			03/18/2008	03/18/2008	03/18/2008	03/18/2008	
Date Prepared		03/21/2008	03/21/2008	03/21/2008	03/21/2008	03/21/2008	
Preparation Method		5030B	5030B	5030B	5030B	5030B	
Date Analyzed		03/21/2008	03/21/2008	03/21/2008	03/21/2008	03/21/2008	
Matrix		Aqueous	Aqueous	Aqueous	Aqueous	Aqueous	
Units		ug/L	ug/L	ug/L	ug/L	ug/L	
Dilution Factor		1	1	1	1	1	
Analytes	MDL	PQL	Results	Results	Results	Results	Results
Acetone	10	10	ND	ND	ND	ND	ND
Benzene	0.5	1.0	ND	ND	ND	ND	ND
Bromobenzene (Phenyl bromide)	0.5	1.0	ND	ND	ND	ND	ND
Bromochloromethane	0.5	1.0	ND	ND	ND	ND	ND
Bromodichloromethane	0.5	1.0	ND	ND	ND	ND	ND
Bromoform (Tribromomethane)	2.5	5.0	ND	ND	ND	ND	ND
Bromomethane (Methyl bromide)	1.5	3.0	ND	ND	ND	ND	ND
2-Butanone (MEK)	5.0	5.0	ND	ND	ND	ND	ND
n-Butylbenzene	0.5	1.0	ND	ND	ND	ND	ND
sec-Butylbenzene	0.5	1.0	ND	ND	ND	ND	ND
tert-Butylbenzene	0.5	1.0	ND	ND	ND	ND	ND
Carbon Disulfide	0.5	1.0	ND	ND	ND	ND	ND
Carbon tetrachloride	0.5	1.0	ND	ND	ND	ND	ND
Chlorobenzene	0.5	1.0	ND	ND	ND	ND	ND
Chloroethane	1.5	3.0	ND	ND	ND	ND	ND
2-Chloroethyl vinyl ether	2.5	5.0	ND	ND	ND	ND	ND
Chloroform (Trichloromethane)	0.5	1.0	ND	ND	0.98J	1.97	1.92
Chloromethane (Methyl chloride)	1.5	3.0	ND	ND	ND	ND	ND
2-Chlorotoluene	0.5	1.0	ND	ND	ND	ND	ND
4-Chlorotoluene	0.5	1.0	ND	ND	ND	ND	ND
1,2-Dibromo-3-chloropropane (DBCP)	2.5	5.0	ND	ND	ND	ND	ND
Dibromochloromethane	0.5	1.0	ND	ND	ND	ND	ND
1,2-Dibromoethane (EDB)	0.5	1.0	ND	ND	ND	ND	ND
Dibromomethane	0.5	1.0	ND	ND	ND	ND	ND
1,2-Dichlorobenzene	0.5	1.0	ND	ND	ND	ND	ND
1,3-Dichlorobenzene	0.5	1.0	ND	ND	ND	ND	ND
1,4-Dichlorobenzene	0.5	1.0	ND	ND	ND	ND	ND



# American Environmental Testing Laboratory Inc.

2834 & 2908 North Naomi Street Burbank, CA 91504 • DOHS NO: 1541, LACSD NO: 10181  
 Tel: (888) 288-AETL • (818) 845-8200 • Fax: (818) 845-8840 • www.aetlab.com

## ANALYTICAL RESULTS

Page: **3**

Project ID: T21384-02  
 Project Name: EPA Streams TO-65

AETL Job Number	Submitted	Client
46528	03/19/2008	T/TSB

Method: 8260B, Volatile Organic Compounds by GC/MS (SW846)

QC Batch No: 032108

Our Lab I.D.			Method Blank	46528.01	46528.02	46528.03	46528.04
Client Sample I.D.				ST1-2-PDS	ST1-4-PDS	ST1-7-PDS	ST1-10-PDS
Date Sampled				03/18/2008	03/18/2008	03/18/2008	03/18/2008
Date Prepared			03/21/2008	03/21/2008	03/21/2008	03/21/2008	03/21/2008
Preparation Method			5030B	5030B	5030B	5030B	5030B
Date Analyzed			03/21/2008	03/21/2008	03/21/2008	03/21/2008	03/21/2008
Matrix			Aqueous	Aqueous	Aqueous	Aqueous	Aqueous
Units			ug/L	ug/L	ug/L	ug/L	ug/L
Dilution Factor			1	1	1	1	1
Analytes	MDL	PQL	Results	Results	Results	Results	Results
Dichlorodifluoromethane	1.5	3.0	ND	ND	ND	ND	ND
1,1-Dichloroethane	0.5	1.0	ND	ND	ND	ND	ND
1,2-Dichloroethane (EDC)	0.5	1.0	ND	ND	ND	ND	ND
1,1-Dichloroethene	0.5	1.0	ND	ND	ND	ND	ND
cis-1,2-Dichloroethene	0.5	1.0	ND	ND	1.09	2.39	2.07
trans-1,2-Dichloroethene	0.5	1.0	ND	ND	ND	ND	ND
1,2-Dichloropropane	0.5	1.0	ND	ND	ND	ND	ND
1,3-Dichloropropane	0.5	1.0	ND	ND	ND	ND	ND
2,2-Dichloropropane	0.5	1.0	ND	ND	ND	ND	ND
1,1-Dichloropropene	0.5	1.0	ND	ND	ND	ND	ND
cis-1,3-Dichloropropene	0.5	1.0	ND	ND	ND	ND	ND
trans-1,3-Dichloropropene	0.5	1.0	ND	ND	ND	ND	ND
Ethylbenzene	0.5	1.0	ND	ND	ND	ND	ND
Hexachlorobutadiene	1.5	3.0	ND	ND	ND	ND	ND
2-Hexanone	2.5	5.0	ND	ND	ND	ND	ND
Isopropylbenzene	0.5	1.0	ND	ND	ND	ND	ND
p-Isopropyltoluene	0.5	1.0	ND	ND	ND	ND	ND
4-Methyl-2-pentanone (MIBK)	2.5	5.0	ND	ND	ND	ND	ND
Methyl-tert-butyl ether (MTBE)	0.5	1.0	ND	ND	ND	ND	ND
Methylene chloride (DCM)	2.0	4.0	ND	ND	ND	ND	ND
Naphthalene	0.5	1.0	ND	ND	ND	ND	ND
n-Propylbenzene	0.5	1.0	ND	ND	ND	ND	ND
Styrene	0.5	1.0	ND	ND	ND	ND	ND
1,1,1,2-Tetrachloroethane	0.5	1.0	ND	ND	ND	ND	ND
1,1,2,2-Tetrachloroethane	0.5	1.0	ND	ND	ND	ND	ND
Tetrachloroethene	0.5	1.0	ND	ND	ND	0.79J	0.99J
Toluene (Methyl benzene)	0.5	1.0	ND	ND	ND	ND	ND
1,2,3-Trichlorobenzene	0.5	1.0	ND	ND	ND	ND	ND
1,2,4-Trichlorobenzene	0.5	1.0	ND	ND	ND	ND	ND
1,1,1-Trichloroethane	0.5	1.0	ND	ND	ND	ND	ND
1,1,2-Trichloroethane	0.5	1.0	ND	ND	ND	ND	ND
Trichloroethene	0.5	1.0	ND	16.6	58.1	196	187
Trichlorofluoromethane	0.5	1.0	ND	ND	ND	ND	ND
1,2,3-Trichloropropane	0.5	1.0	ND	ND	ND	ND	ND



# American Environmental Testing Laboratory Inc.

2834 & 2908 North Naomi Street Burbank, CA 91504 • DOHS NO: 1541, LACSD NO: 10181  
 Tel: (888) 288-AETL • (818) 845-8200 • Fax: (818) 845-8840 • www.aetlab.com

## ANALYTICAL RESULTS

Page: 4

Project ID: T21384-02  
 Project Name: EPA Streams TO-65

AETL Job Number	Submitted	Client
46528	03/19/2008	T/TSB

Method: 8260B, Volatile Organic Compounds by GC/MS (SW846)

QC Batch No: 032108

Our Lab I.D.		Method Blank	46528.01	46528.02	46528.03	46528.04	
Client Sample I.D.			ST1-2-PDS	ST1-4-PDS	ST1-7-PDS	ST1-10-PDS	
Date Sampled			03/18/2008	03/18/2008	03/18/2008	03/18/2008	
Date Prepared		03/21/2008	03/21/2008	03/21/2008	03/21/2008	03/21/2008	
Preparation Method		5030B	5030B	5030B	5030B	5030B	
Date Analyzed		03/21/2008	03/21/2008	03/21/2008	03/21/2008	03/21/2008	
Matrix		Aqueous	Aqueous	Aqueous	Aqueous	Aqueous	
Units		ug/L	ug/L	ug/L	ug/L	ug/L	
Dilution Factor		1	1	1	1	1	
Analytes	MDL	PQL	Results	Results	Results	Results	Results
1,2,4-Trimethylbenzene	0.5	1.0	ND	ND	ND	ND	ND
1,3,5-Trimethylbenzene	0.5	1.0	ND	ND	ND	ND	ND
Vinyl Acetate	0.5	5.0	ND	ND	ND	ND	ND
Vinyl chloride (Chloroethene)	0.5	3.0	ND	ND	ND	ND	ND
o-Xylene	0.5	1.0	ND	ND	ND	ND	ND
m,p-Xylenes	1.0	2.0	ND	ND	ND	ND	ND
Our Lab I.D.		Method Blank	46528.01	46528.02	46528.03	46528.04	
Surrogates	%Rec.Limit	% Rec.	% Rec.	% Rec.	% Rec.	% Rec.	
Bromofluorobenzene	75-125	118	117	107	104	105	
Dibromofluoromethane	75-125	113	108	100	102	105	
Toluene-d8	75-125	107	106	102	103	104	



# American Environmental Testing Laboratory Inc.

2834 & 2908 North Naomi Street Burbank, CA 91504 • DOHS NO: 1541, LACSD NO: 10181  
 Tel: (888) 288-AETL • (818) 845-8200 • Fax: (818) 845-8840 • www.aetlab.com

## ANALYTICAL RESULTS

### Ordered By

### Site

Tetra Tech Inc.  
 301 Mentor Drive  
 Suite "A"  
 Santa Barbara, CA 93111-

Site 14 Lemoore NAS

Telephone: (805)681-3100

Attn: James Elliot

Page: 5

Project ID: T21384-02

Project Name: EPA Streams TO-65

AETL Job Number	Submitted	Client
46528	03/19/2008	T/TSB

Method: 8260B, Volatile Organic Compounds by GC/MS (SW846)

QC Batch No: 032108

Our Lab I.D.		46528.05	46528.06	46528.07	46528.08	46528.09	
Client Sample I.D.		ST2-2-PDS	ST2-4-PDS	ST2-7-PDS	ST2-10-PDS	ST3-2-PDS	
Date Sampled		03/18/2008	03/18/2008	03/18/2008	03/18/2008	03/18/2008	
Date Prepared		03/21/2008	03/21/2008	03/21/2008	03/21/2008	03/21/2008	
Preparation Method		5030B	5030B	5030B	5030B	5030B	
Date Analyzed		03/21/2008	03/21/2008	03/21/2008	03/21/2008	03/21/2008	
Matrix		Aqueous	Aqueous	Aqueous	Aqueous	Aqueous	
Units		ug/L	ug/L	ug/L	ug/L	ug/L	
Dilution Factor		1	1	1	1	1	
Analytes	MDL	PQL	Results	Results	Results	Results	Results
Acetone	10	10	ND	ND	ND	ND	ND
Benzene	0.5	1.0	ND	ND	ND	ND	ND
Bromobenzene (Phenyl bromide)	0.5	1.0	ND	ND	ND	ND	ND
Bromochloromethane	0.5	1.0	ND	ND	ND	ND	ND
Bromodichloromethane	0.5	1.0	ND	ND	ND	ND	ND
Bromoform (Tribromomethane)	2.5	5.0	ND	ND	ND	ND	ND
Bromomethane (Methyl bromide)	1.5	3.0	ND	ND	ND	ND	ND
2-Butanone (MEK)	5.0	5.0	ND	ND	ND	ND	ND
n-Butylbenzene	0.5	1.0	ND	ND	ND	ND	ND
sec-Butylbenzene	0.5	1.0	ND	ND	ND	ND	ND
tert-Butylbenzene	0.5	1.0	ND	ND	ND	ND	ND
Carbon Disulfide	0.5	1.0	ND	ND	ND	ND	ND
Carbon tetrachloride	0.5	1.0	ND	ND	ND	ND	ND
Chlorobenzene	0.5	1.0	ND	ND	ND	ND	ND
Chloroethane	1.5	3.0	ND	ND	ND	ND	ND
2-Chloroethyl vinyl ether	2.5	5.0	ND	ND	ND	ND	ND
Chloroform (Trichloromethane)	0.5	1.0	ND	1.16	2.32	1.06	ND
Chloromethane (Methyl chloride)	1.5	3.0	ND	ND	ND	ND	ND
2-Chlorotoluene	0.5	1.0	ND	ND	ND	ND	ND
4-Chlorotoluene	0.5	1.0	ND	ND	ND	ND	ND
1,2-Dibromo-3-chloropropane (DBCP)	2.5	5.0	ND	ND	ND	ND	ND
Dibromochloromethane	0.5	1.0	ND	ND	ND	ND	ND
1,2-Dibromoethane (EDB)	0.5	1.0	ND	ND	ND	ND	ND
Dibromomethane	0.5	1.0	ND	ND	ND	ND	ND
1,2-Dichlorobenzene	0.5	1.0	ND	ND	ND	ND	ND
1,3-Dichlorobenzene	0.5	1.0	ND	ND	ND	ND	ND
1,4-Dichlorobenzene	0.5	1.0	ND	ND	ND	ND	ND



# American Environmental Testing Laboratory Inc.

2834 & 2908 North Naomi Street Burbank, CA 91504 • DOHS NO: 1541, LACSD NO: 10181  
 Tel: (888) 288-AETL • (818) 845-8200 • Fax: (818) 845-8840 • www.aetlab.com

## ANALYTICAL RESULTS

Page: 6

Project ID: T21384-02  
 Project Name: EPA Streams TO-65

AETL Job Number	Submitted	Client
46528	03/19/2008	T/TSB

Method: 8260B, Volatile Organic Compounds by GC/MS (SW846)

QC Batch No: 032108

Our Lab I.D.			46528.05	46528.06	46528.07	46528.08	46528.09
Client Sample I.D.			ST2-2-PDS	ST2-4-PDS	ST2-7-PDS	ST2-10-PDS	ST3-2-PDS
Date Sampled			03/18/2008	03/18/2008	03/18/2008	03/18/2008	03/18/2008
Date Prepared			03/21/2008	03/21/2008	03/21/2008	03/21/2008	03/21/2008
Preparation Method			5030B	5030B	5030B	5030B	5030B
Date Analyzed			03/21/2008	03/21/2008	03/21/2008	03/21/2008	03/21/2008
Matrix			Aqueous	Aqueous	Aqueous	Aqueous	Aqueous
Units			ug/L	ug/L	ug/L	ug/L	ug/L
Dilution Factor			1	1	1	1	1
Analytes	MDL	PQL	Results	Results	Results	Results	Results
Dichlorodifluoromethane	1.5	3.0	ND	ND	ND	ND	ND
1,1-Dichloroethane	0.5	1.0	ND	ND	ND	ND	ND
1,2-Dichloroethane (EDC)	0.5	1.0	ND	ND	ND	ND	ND
1,1-Dichloroethene	0.5	1.0	ND	ND	ND	ND	ND
cis-1,2-Dichloroethene	0.5	1.0	ND	ND	ND	ND	ND
trans-1,2-Dichloroethene	0.5	1.0	ND	ND	ND	ND	ND
1,2-Dichloropropane	0.5	1.0	ND	ND	ND	ND	ND
1,3-Dichloropropane	0.5	1.0	ND	ND	ND	ND	ND
2,2-Dichloropropane	0.5	1.0	ND	ND	ND	ND	ND
1,1-Dichloropropene	0.5	1.0	ND	ND	ND	ND	ND
cis-1,3-Dichloropropene	0.5	1.0	ND	ND	ND	ND	ND
trans-1,3-Dichloropropene	0.5	1.0	ND	ND	ND	ND	ND
Ethylbenzene	0.5	1.0	ND	ND	ND	ND	ND
Hexachlorobutadiene	1.5	3.0	ND	ND	ND	ND	ND
2-Hexanone	2.5	5.0	ND	ND	ND	ND	ND
Isopropylbenzene	0.5	1.0	ND	ND	ND	ND	ND
p-Isopropyltoluene	0.5	1.0	ND	ND	ND	ND	ND
4-Methyl-2-pentanone (MIBK)	2.5	5.0	ND	ND	ND	ND	ND
Methyl-tert-butyl ether (MTBE)	0.5	1.0	ND	ND	ND	ND	ND
Methylene chloride (DCM)	2.0	4.0	ND	ND	ND	ND	ND
Naphthalene	0.5	1.0	ND	ND	ND	ND	ND
n-Propylbenzene	0.5	1.0	ND	ND	ND	ND	ND
Styrene	0.5	1.0	ND	ND	ND	ND	ND
1,1,1,2-Tetrachloroethane	0.5	1.0	ND	ND	ND	ND	ND
1,1,2,2-Tetrachloroethane	0.5	1.0	ND	ND	ND	ND	ND
Tetrachloroethene	0.5	1.0	ND	ND	ND	ND	ND
Toluene (Methyl benzene)	0.5	1.0	ND	ND	ND	ND	ND
1,2,3-Trichlorobenzene	0.5	1.0	ND	ND	ND	ND	ND
1,2,4-Trichlorobenzene	0.5	1.0	ND	ND	ND	ND	ND
1,1,1-Trichloroethane	0.5	1.0	ND	ND	ND	ND	ND
1,1,2-Trichloroethane	0.5	1.0	ND	ND	ND	ND	ND
Trichloroethene	0.5	1.0	0.60J	3.73	18.5	5.65	ND
Trichlorofluoromethane	0.5	1.0	ND	ND	ND	ND	ND
1,2,3-Trichloropropane	0.5	1.0	ND	ND	ND	ND	ND



# American Environmental Testing Laboratory Inc.

2834 & 2908 North Naomi Street Burbank, CA 91504 • DOHS NO: 1541, LACSD NO: 10181  
 Tel: (888) 288-AETL • (818) 845-8200 • Fax: (818) 845-8840 • www.aetlab.com

## ANALYTICAL RESULTS

Page: 7

Project ID: T21384-02  
 Project Name: EPA Streams TO-65

AETL Job Number	Submitted	Client
46528	03/19/2008	T/TSB

Method: 8260B, Volatile Organic Compounds by GC/MS (SW846)

QC Batch No: 032108

Our Lab I.D.			46528.05	46528.06	46528.07	46528.08	46528.09
Client Sample I.D.			ST2-2-PDS	ST2-4-PDS	ST2-7-PDS	ST2-10-PDS	ST3-2-PDS
Date Sampled			03/18/2008	03/18/2008	03/18/2008	03/18/2008	03/18/2008
Date Prepared			03/21/2008	03/21/2008	03/21/2008	03/21/2008	03/21/2008
Preparation Method			5030B	5030B	5030B	5030B	5030B
Date Analyzed			03/21/2008	03/21/2008	03/21/2008	03/21/2008	03/21/2008
Matrix			Aqueous	Aqueous	Aqueous	Aqueous	Aqueous
Units			ug/L	ug/L	ug/L	ug/L	ug/L
Dilution Factor			1	1	1	1	1
Analytes	MDL	PQL	Results	Results	Results	Results	Results
1,2,4-Trimethylbenzene	0.5	1.0	ND	ND	ND	ND	ND
1,3,5-Trimethylbenzene	0.5	1.0	ND	ND	ND	ND	ND
Vinyl Acetate	0.5	5.0	ND	ND	ND	ND	ND
Vinyl chloride (Chloroethene)	0.5	3.0	ND	ND	ND	ND	ND
o-Xylene	0.5	1.0	ND	ND	ND	ND	ND
m,p-Xylenes	1.0	2.0	ND	ND	ND	ND	ND
Our Lab I.D.			46528.05	46528.06	46528.07	46528.08	46528.09
Surrogates	%Rec.Limit		% Rec.	% Rec.	% Rec.	% Rec.	% Rec.
Bromofluorobenzene	75-125		111	107	108	107	106
Dibromofluoromethane	75-125		94.9	99.7	103	95.7	103
Toluene-d8	75-125		102	104	102	104	103



# American Environmental Testing Laboratory Inc.

2834 & 2908 North Naomi Street Burbank, CA 91504 • DOHS NO: 1541, LACSD NO: 10181  
 Tel: (888) 288-AETL • (818) 845-8200 • Fax: (818) 845-8840 • www.aetlab.com

## ANALYTICAL RESULTS

### Ordered By

### Site

Tetra Tech Inc.  
 301 Mentor Drive  
 Suite "A"  
 Santa Barbara, CA 93111-

Site 14 Lemoore NAS

Telephone: (805)681-3100

Attn: James Elliot

Page: 8

Project ID: T21384-02  
 Project Name: EPA Streams TO-65

AETL Job Number	Submitted	Client
46528	03/19/2008	T/TSB

Method: 8260B, Volatile Organic Compounds by GC/MS (SW846)

QC Batch No: 032108

Our Lab I.D.			46528.10	46528.11	46528.12	46528.13	46528.14
Client Sample I.D.			ST3-4-PDS	ST3-7-PDS	ST3-10-PDS	ST5-2-PDS	ST5-4-PDS
Date Sampled			03/18/2008	03/18/2008	03/18/2008	03/18/2008	03/18/2008
Date Prepared			03/21/2008	03/21/2008	03/21/2008	03/21/2008	03/21/2008
Preparation Method			5030B	5030B	5030B	5030B	5030B
Date Analyzed			03/21/2008	03/21/2008	03/21/2008	03/21/2008	03/21/2008
Matrix			Aqueous	Aqueous	Aqueous	Aqueous	Aqueous
Units			ug/L	ug/L	ug/L	ug/L	ug/L
Dilution Factor			1	1	1	1	1
Analytes	MDL	PQL	Results	Results	Results	Results	Results
Acetone	10	10	ND	ND	ND	ND	ND
Benzene	0.5	1.0	ND	ND	ND	ND	ND
Bromobenzene (Phenyl bromide)	0.5	1.0	ND	ND	ND	ND	ND
Bromochloromethane	0.5	1.0	ND	ND	ND	ND	ND
Bromodichloromethane	0.5	1.0	ND	ND	ND	ND	ND
Bromoform (Tribromomethane)	2.5	5.0	ND	ND	ND	ND	ND
Bromomethane (Methyl bromide)	1.5	3.0	ND	ND	ND	ND	ND
2-Butanone (MEK)	5.0	5.0	ND	ND	ND	ND	ND
n-Butylbenzene	0.5	1.0	ND	ND	ND	ND	ND
sec-Butylbenzene	0.5	1.0	ND	ND	ND	ND	ND
tert-Butylbenzene	0.5	1.0	ND	ND	ND	ND	ND
Carbon Disulfide	0.5	1.0	ND	ND	ND	ND	ND
Carbon tetrachloride	0.5	1.0	ND	ND	ND	ND	ND
Chlorobenzene	0.5	1.0	ND	ND	ND	ND	ND
Chloroethane	1.5	3.0	ND	ND	ND	ND	ND
2-Chloroethyl vinyl ether	2.5	5.0	ND	ND	ND	ND	ND
Chloroform (Trichloromethane)	0.5	1.0	ND	0.58J	ND	ND	ND
Chloromethane (Methyl chloride)	1.5	3.0	ND	ND	ND	ND	ND
2-Chlorotoluene	0.5	1.0	ND	ND	ND	ND	ND
4-Chlorotoluene	0.5	1.0	ND	ND	ND	ND	ND
1,2-Dibromo-3-chloropropane (DBCP)	2.5	5.0	ND	ND	ND	ND	ND
Dibromochloromethane	0.5	1.0	ND	ND	ND	ND	ND
1,2-Dibromoethane (EDB)	0.5	1.0	ND	ND	ND	ND	ND
Dibromomethane	0.5	1.0	ND	ND	ND	ND	ND
1,2-Dichlorobenzene	0.5	1.0	ND	ND	ND	ND	ND
1,3-Dichlorobenzene	0.5	1.0	ND	ND	ND	ND	ND
1,4-Dichlorobenzene	0.5	1.0	ND	ND	ND	ND	ND





# American Environmental Testing Laboratory Inc.

2834 & 2908 North Naomi Street Burbank, CA 91504 • DOHS NO: 1541, LACSD NO: 10181  
 Tel: (888) 288-AETL • (818) 845-8200 • Fax: (818) 845-8840 • www.aetlab.com

## ANALYTICAL RESULTS

Page: 9

Project ID: T21384-02  
 Project Name: EPA Streams TO-65

AETL Job Number	Submitted	Client
46528	03/19/2008	T/TSB

Method: 8260B, Volatile Organic Compounds by GC/MS (SW846)

QC Batch No: 032108

Our Lab I.D.			46528.10	46528.11	46528.12	46528.13	46528.14
Client Sample I.D.			ST3-4-PDS	ST3-7-PDS	ST3-10-PDS	ST5-2-PDS	ST5-4-PDS
Date Sampled			03/18/2008	03/18/2008	03/18/2008	03/18/2008	03/18/2008
Date Prepared			03/21/2008	03/21/2008	03/21/2008	03/21/2008	03/21/2008
Preparation Method			5030B	5030B	5030B	5030B	5030B
Date Analyzed			03/21/2008	03/21/2008	03/21/2008	03/21/2008	03/21/2008
Matrix			Aqueous	Aqueous	Aqueous	Aqueous	Aqueous
Units			ug/L	ug/L	ug/L	ug/L	ug/L
Dilution Factor			1	1	1	1	1
Analytes	MDL	PQL	Results	Results	Results	Results	Results
Dichlorodifluoromethane	1.5	3.0	ND	ND	ND	ND	ND
1,1-Dichloroethane	0.5	1.0	ND	ND	ND	ND	ND
1,2-Dichloroethane (EDC)	0.5	1.0	ND	ND	ND	ND	ND
1,1-Dichloroethene	0.5	1.0	ND	ND	ND	ND	ND
cis-1,2-Dichloroethene	0.5	1.0	ND	ND	ND	ND	ND
trans-1,2-Dichloroethene	0.5	1.0	ND	ND	ND	ND	ND
1,2-Dichloropropane	0.5	1.0	ND	ND	ND	ND	ND
1,3-Dichloropropane	0.5	1.0	ND	ND	ND	ND	ND
2,2-Dichloropropane	0.5	1.0	ND	ND	ND	ND	ND
1,1-Dichloropropene	0.5	1.0	ND	ND	ND	ND	ND
cis-1,3-Dichloropropene	0.5	1.0	ND	ND	ND	ND	ND
trans-1,3-Dichloropropene	0.5	1.0	ND	ND	ND	ND	ND
Ethylbenzene	0.5	1.0	ND	ND	ND	ND	ND
Hexachlorobutadiene	1.5	3.0	ND	ND	ND	ND	ND
2-Hexanone	2.5	5.0	ND	ND	ND	ND	ND
Isopropylbenzene	0.5	1.0	ND	ND	ND	ND	ND
p-Isopropyltoluene	0.5	1.0	ND	ND	ND	ND	ND
4-Methyl-2-pentanone (MIBK)	2.5	5.0	ND	ND	ND	ND	ND
Methyl-tert-butyl ether (MTBE)	0.5	1.0	ND	ND	ND	ND	ND
Methylene chloride (DCM)	2.0	4.0	ND	ND	ND	ND	ND
Naphthalene	0.5	1.0	ND	ND	ND	ND	ND
n-Propylbenzene	0.5	1.0	ND	ND	ND	ND	ND
Styrene	0.5	1.0	ND	ND	ND	ND	ND
1,1,1,2-Tetrachloroethane	0.5	1.0	ND	ND	ND	ND	ND
1,1,2,2-Tetrachloroethane	0.5	1.0	ND	ND	ND	ND	ND
Tetrachloroethene	0.5	1.0	ND	ND	ND	ND	ND
Toluene (Methyl benzene)	0.5	1.0	ND	ND	ND	ND	ND
1,2,3-Trichlorobenzene	0.5	1.0	ND	ND	ND	ND	ND
1,2,4-Trichlorobenzene	0.5	1.0	ND	ND	ND	ND	ND
1,1,1-Trichloroethane	0.5	1.0	ND	ND	ND	ND	ND
1,1,2-Trichloroethane	0.5	1.0	ND	ND	ND	ND	ND
Trichloroethene	0.5	1.0	ND	0.90J	1.11	ND	ND
Trichlorofluoromethane	0.5	1.0	ND	ND	ND	ND	ND
1,2,3-Trichloropropane	0.5	1.0	ND	ND	ND	ND	ND



# American Environmental Testing Laboratory Inc.

2834 & 2908 North Naomi Street Burbank, CA 91504 • DOHS NO: 1541, LACSD NO: 10181  
 Tel: (888) 288-AETL • (818) 845-8200 • Fax: (818) 845-8840 • www.aetlab.com

## ANALYTICAL RESULTS

Page: 10

Project ID: T21384-02  
 Project Name: EPA Streams TO-65

AETL Job Number	Submitted	Client
46528	03/19/2008	T/TSB

Method: 8260B, Volatile Organic Compounds by GC/MS (SW846)

QC Batch No: 032108

Our Lab I.D.			46528.10	46528.11	46528.12	46528.13	46528.14
Client Sample I.D.			ST3-4-PDS	ST3-7-PDS	ST3-10-PDS	ST5-2-PDS	ST5-4-PDS
Date Sampled			03/18/2008	03/18/2008	03/18/2008	03/18/2008	03/18/2008
Date Prepared			03/21/2008	03/21/2008	03/21/2008	03/21/2008	03/21/2008
Preparation Method			5030B	5030B	5030B	5030B	5030B
Date Analyzed			03/21/2008	03/21/2008	03/21/2008	03/21/2008	03/21/2008
Matrix			Aqueous	Aqueous	Aqueous	Aqueous	Aqueous
Units			ug/L	ug/L	ug/L	ug/L	ug/L
Dilution Factor			1	1	1	1	1
Analytes	MDL	PQL	Results	Results	Results	Results	Results
1,2,4-Trimethylbenzene	0.5	1.0	ND	ND	ND	ND	ND
1,3,5-Trimethylbenzene	0.5	1.0	ND	ND	ND	ND	ND
Vinyl Acetate	0.5	5.0	ND	ND	ND	ND	ND
Vinyl chloride (Chloroethene)	0.5	3.0	ND	ND	ND	ND	ND
o-Xylene	0.5	1.0	ND	ND	ND	ND	ND
m,p-Xylenes	1.0	2.0	ND	ND	ND	ND	ND
Our Lab I.D.			46528.10	46528.11	46528.12	46528.13	46528.14
Surrogates	%Rec.Limit		% Rec.	% Rec.	% Rec.	% Rec.	% Rec.
Bromofluorobenzene	75-125		106	108	106	105	105
Dibromofluoromethane	75-125		102	105	109	103	105
Toluene-d8	75-125		104	103	102	106	102



# American Environmental Testing Laboratory Inc.

2834 & 2908 North Naomi Street Burbank, CA 91504 • DOHS NO: 1541, LACSD NO: 10181  
 Tel: (888) 288-AETL • (818) 845-8200 • Fax: (818) 845-8840 • www.aetlab.com

## ANALYTICAL RESULTS

### Ordered By

Tetra Tech Inc.  
 301 Mentor Drive  
 Suite "A"  
 Santa Barbara, CA 93111-

### Site

Site 14 Lemoore NAS

Telephone: (805)681-3100

Attn: James Elliot

Page: 11

Project ID: T21384-02

Project Name: EPA Streams TO-65

AETL Job Number	Submitted	Client
46528	03/19/2008	T/TSB

Method: 8260B, Volatile Organic Compounds by GC/MS (SW846)

QC Batch No: 032108

Our Lab I.D.			46528.15			
Client Sample I.D.			ST5-7-PDS			
Date Sampled			03/18/2008			
Date Prepared			03/21/2008			
Preparation Method			5030B			
Date Analyzed			03/21/2008			
Matrix			Aqueous			
Units			ug/L			
Dilution Factor			1			
Analytes	MDL	PQL	Results			
Acetone	10	10	ND			
Benzene	0.5	1.0	ND			
Bromobenzene (Phenyl bromide)	0.5	1.0	ND			
Bromochloromethane	0.5	1.0	ND			
Bromodichloromethane	0.5	1.0	ND			
Bromoform (Tribromomethane)	2.5	5.0	ND			
Bromomethane (Methyl bromide)	1.5	3.0	ND			
2-Butanone (MEK)	5.0	5.0	ND			
n-Butylbenzene	0.5	1.0	ND			
sec-Butylbenzene	0.5	1.0	ND			
tert-Butylbenzene	0.5	1.0	ND			
Carbon Disulfide	0.5	1.0	ND			
Carbon tetrachloride	0.5	1.0	ND			
Chlorobenzene	0.5	1.0	ND			
Chloroethane	1.5	3.0	ND			
2-Chloroethyl vinyl ether	2.5	5.0	ND			
Chloroform (Trichloromethane)	0.5	1.0	ND			
Chloromethane (Methyl chloride)	1.5	3.0	ND			
2-Chlorotoluene	0.5	1.0	ND			
4-Chlorotoluene	0.5	1.0	ND			
1,2-Dibromo-3-chloropropane (DBCP)	2.5	5.0	ND			
Dibromochloromethane	0.5	1.0	ND			
1,2-Dibromoethane (EDB)	0.5	1.0	ND			
Dibromomethane	0.5	1.0	ND			
1,2-Dichlorobenzene	0.5	1.0	ND			
1,3-Dichlorobenzene	0.5	1.0	ND			
1,4-Dichlorobenzene	0.5	1.0	ND			



# American Environmental Testing Laboratory Inc.

2834 & 2908 North Naomi Street Burbank, CA 91504 • DOHS NO: 1541, LACSD NO: 10181  
 Tel: (888) 288-AETL • (818) 845-8200 • Fax: (818) 845-8840 • www.aetlab.com

## ANALYTICAL RESULTS

Page: 12

Project ID: T21384-02  
 Project Name: EPA Streams TO-65

AETL Job Number	Submitted	Client
46528	03/19/2008	T/TSB

Method: 8260B, Volatile Organic Compounds by GC/MS (SW846)

QC Batch No: 032108

Our Lab I.D.	46528.15		
Client Sample I.D.	ST5-7-PDS		
Date Sampled	03/18/2008		
Date Prepared	03/21/2008		
Preparation Method	5030B		
Date Analyzed	03/21/2008		
Matrix	Aqueous		
Units	ug/L		
Dilution Factor	1		
Analytes	MDL	PQL	Results
Dichlorodifluoromethane	1.5	3.0	ND
1,1-Dichloroethane	0.5	1.0	ND
1,2-Dichloroethane (EDC)	0.5	1.0	ND
1,1-Dichloroethene	0.5	1.0	ND
cis-1,2-Dichloroethene	0.5	1.0	ND
trans-1,2-Dichloroethene	0.5	1.0	ND
1,2-Dichloropropane	0.5	1.0	ND
1,3-Dichloropropane	0.5	1.0	ND
2,2-Dichloropropane	0.5	1.0	ND
1,1-Dichloropropene	0.5	1.0	ND
cis-1,3-Dichloropropene	0.5	1.0	ND
trans-1,3-Dichloropropene	0.5	1.0	ND
Ethylbenzene	0.5	1.0	ND
Hexachlorobutadiene	1.5	3.0	ND
2-Hexanone	2.5	5.0	ND
Isopropylbenzene	0.5	1.0	ND
p-Isopropyltoluene	0.5	1.0	ND
4-Methyl-2-pentanone (MIBK)	2.5	5.0	ND
Methyl-tert-butyl ether (MTBE)	0.5	1.0	ND
Methylene chloride (DCM)	2.0	4.0	ND
Naphthalene	0.5	1.0	ND
n-Propylbenzene	0.5	1.0	ND
Styrene	0.5	1.0	ND
1,1,1,2-Tetrachloroethane	0.5	1.0	ND
1,1,2,2-Tetrachloroethane	0.5	1.0	ND
Tetrachloroethene	0.5	1.0	ND
Toluene (Methyl benzene)	0.5	1.0	ND
1,2,3-Trichlorobenzene	0.5	1.0	ND
1,2,4-Trichlorobenzene	0.5	1.0	ND
1,1,1-Trichloroethane	0.5	1.0	ND
1,1,2-Trichloroethane	0.5	1.0	ND
Trichloroethene	0.5	1.0	ND
Trichlorofluoromethane	0.5	1.0	ND
1,2,3-Trichloropropane	0.5	1.0	ND



# American Environmental Testing Laboratory Inc.

2834 & 2908 North Naomi Street Burbank, CA 91504 • DOHS NO: 1541, LACSD NO: 10181  
 Tel: (888) 288-AETL • (818) 845-8200 • Fax: (818) 845-8840 • www.aetlab.com

## ANALYTICAL RESULTS

Page: 13

Project ID: T21384-02  
 Project Name: EPA Streams TO-65

AETL Job Number	Submitted	Client
46528	03/19/2008	T/TSB

Method: 8260B, Volatile Organic Compounds by GC/MS (SW846)

QC Batch No: 032108

<b>Our Lab I.D.</b>			<b>46528.15</b>				
Client Sample I.D.			ST5-7-PDS				
Date Sampled			03/18/2008				
Date Prepared			03/21/2008				
Preparation Method			5030B				
Date Analyzed			03/21/2008				
Matrix			Aqueous				
Units			ug/L				
Dilution Factor			1				
<b>Analytes</b>	<b>MDL</b>	<b>PQL</b>	<b>Results</b>				
1,2,4-Trimethylbenzene	0.5	1.0	ND				
1,3,5-Trimethylbenzene	0.5	1.0	ND				
Vinyl Acetate	0.5	5.0	ND				
Vinyl chloride (Chloroethene)	0.5	3.0	ND				
o-Xylene	0.5	1.0	ND				
m,p-Xylenes	1.0	2.0	ND				
<b>Our Lab I.D.</b>			<b>46528.15</b>				
<b>Surrogates</b>	<b>%Rec.Limit</b>		<b>% Rec.</b>				
Bromofluorobenzene	75-125		108				
Dibromofluoromethane	75-125		106				
Toluene-d8	75-125		103				



# American Environmental Testing Laboratory Inc.

2834 & 2908 North Naomi Street Burbank, CA 91504 • DOHS NO: 1541, LACSD NO: 10181  
 Tel: (888) 288-AETL • (818) 845-8200 • Fax: (818) 845-8840 • www.aetlab.com

## ANALYTICAL RESULTS

### Ordered By

### Site

Tetra Tech Inc.  
 301 Mentor Drive  
 Suite "A"  
 Santa Barbara, CA 93111-

Site 14 Lemoore NAS

Telephone: (805)681-3100

Attn: James Elliot

Page: 14

Project ID: T21384-02

Project Name: EPA Streams TO-65

AETL Job Number	Submitted	Client
46528	03/19/2008	T/TSB

Method: 8260B, Volatile Organic Compounds by GC/MS (SW846)

QC Batch No: 032208

Our Lab I.D.		Method Blank	46528.16	46528.17	46528.18	46528.19	
Client Sample I.D.			ST5-10-PDS	NT5-2-PDS	NT5-4-PDS	NT5-6-PDS	
Date Sampled			03/18/2008	03/18/2008	03/18/2008	03/18/2008	
Date Prepared		03/22/2008	03/22/2008	03/22/2008	03/22/2008	03/22/2008	
Preparation Method		5030B	5030B	5030B	5030B	5030B	
Date Analyzed		03/22/2008	03/22/2008	03/22/2008	03/22/2008	03/22/2008	
Matrix		Aqueous	Aqueous	Aqueous	Aqueous	Aqueous	
Units		ug/L	ug/L	ug/L	ug/L	ug/L	
Dilution Factor		1	1	1	1	1	
Analytes	MDL	PQL	Results	Results	Results	Results	Results
Acetone	10	10	ND	ND	ND	ND	ND
Benzene	0.5	1.0	ND	ND	ND	ND	ND
Bromobenzene (Phenyl bromide)	0.5	1.0	ND	ND	ND	ND	ND
Bromochloromethane	0.5	1.0	ND	ND	ND	ND	ND
Bromodichloromethane	0.5	1.0	ND	ND	ND	ND	ND
Bromoform (Tribromomethane)	2.5	5.0	ND	ND	ND	ND	ND
Bromomethane (Methyl bromide)	1.5	3.0	ND	ND	ND	ND	ND
2-Butanone (MEK)	5.0	5.0	ND	ND	ND	ND	ND
n-Butylbenzene	0.5	1.0	ND	ND	ND	ND	ND
sec-Butylbenzene	0.5	1.0	ND	ND	ND	ND	ND
tert-Butylbenzene	0.5	1.0	ND	ND	ND	ND	ND
Carbon Disulfide	0.5	1.0	ND	ND	ND	ND	ND
Carbon tetrachloride	0.5	1.0	ND	ND	ND	ND	ND
Chlorobenzene	0.5	1.0	ND	ND	ND	ND	ND
Chloroethane	1.5	3.0	ND	ND	ND	ND	ND
2-Chloroethyl vinyl ether	2.5	5.0	ND	ND	ND	ND	ND
Chloroform (Trichloromethane)	0.5	1.0	ND	ND	ND	ND	ND
Chloromethane (Methyl chloride)	1.5	3.0	ND	ND	ND	ND	ND
2-Chlorotoluene	0.5	1.0	ND	ND	ND	ND	ND
4-Chlorotoluene	0.5	1.0	ND	ND	ND	ND	ND
1,2-Dibromo-3-chloropropane (DBCP)	2.5	5.0	ND	ND	ND	ND	ND
Dibromochloromethane	0.5	1.0	ND	ND	ND	ND	ND
1,2-Dibromoethane (EDB)	0.5	1.0	ND	ND	ND	ND	ND
Dibromomethane	0.5	1.0	ND	ND	ND	ND	ND
1,2-Dichlorobenzene	0.5	1.0	ND	ND	ND	ND	ND
1,3-Dichlorobenzene	0.5	1.0	ND	ND	ND	ND	ND
1,4-Dichlorobenzene	0.5	1.0	ND	ND	ND	ND	ND



# American Environmental Testing Laboratory Inc.

2834 & 2908 North Naomi Street Burbank, CA 91504 • DOHS NO: 1541, LACSD NO: 10181  
 Tel: (888) 288-AETL • (818) 845-8200 • Fax: (818) 845-8840 • www.aetlab.com

## ANALYTICAL RESULTS

Page: 15

Project ID: T21384-02  
 Project Name: EPA Streams TO-65

AETL Job Number	Submitted	Client
46528	03/19/2008	T/TSB

Method: 8260B, Volatile Organic Compounds by GC/MS (SW846)

QC Batch No: 032208

Our Lab I.D.		Method Blank	46528.16	46528.17	46528.18	46528.19	
Client Sample I.D.			ST5-10-PDS	NT5-2-PDS	NT5-4-PDS	NT5-6-PDS	
Date Sampled			03/18/2008	03/18/2008	03/18/2008	03/18/2008	
Date Prepared		03/22/2008	03/22/2008	03/22/2008	03/22/2008	03/22/2008	
Preparation Method		5030B	5030B	5030B	5030B	5030B	
Date Analyzed		03/22/2008	03/22/2008	03/22/2008	03/22/2008	03/22/2008	
Matrix		Aqueous	Aqueous	Aqueous	Aqueous	Aqueous	
Units		ug/L	ug/L	ug/L	ug/L	ug/L	
Dilution Factor		1	1	1	1	1	
Analytes	MDL	PQL	Results	Results	Results	Results	Results
Dichlorodifluoromethane	1.5	3.0	ND	ND	ND	ND	ND
1,1-Dichloroethane	0.5	1.0	ND	ND	ND	ND	ND
1,2-Dichloroethane (EDC)	0.5	1.0	ND	ND	ND	ND	ND
1,1-Dichloroethene	0.5	1.0	ND	ND	ND	ND	ND
cis-1,2-Dichloroethene	0.5	1.0	ND	ND	ND	ND	ND
trans-1,2-Dichloroethene	0.5	1.0	ND	ND	ND	ND	ND
1,2-Dichloropropane	0.5	1.0	ND	ND	ND	ND	ND
1,3-Dichloropropane	0.5	1.0	ND	ND	ND	ND	ND
2,2-Dichloropropane	0.5	1.0	ND	ND	ND	ND	ND
1,1-Dichloropropene	0.5	1.0	ND	ND	ND	ND	ND
cis-1,3-Dichloropropene	0.5	1.0	ND	ND	ND	ND	ND
trans-1,3-Dichloropropene	0.5	1.0	ND	ND	ND	ND	ND
Ethylbenzene	0.5	1.0	ND	ND	ND	ND	ND
Hexachlorobutadiene	1.5	3.0	ND	ND	ND	ND	ND
2-Hexanone	2.5	5.0	ND	ND	ND	ND	ND
Isopropylbenzene	0.5	1.0	ND	ND	ND	ND	ND
p-Isopropyltoluene	0.5	1.0	ND	ND	ND	ND	ND
4-Methyl-2-pentanone (MIBK)	2.5	5.0	ND	ND	ND	ND	ND
Methyl-tert-butyl ether (MTBE)	0.5	1.0	ND	ND	ND	ND	ND
Methylene chloride (DCM)	2.0	4.0	ND	ND	ND	ND	ND
Naphthalene	0.5	1.0	ND	ND	ND	ND	ND
n-Propylbenzene	0.5	1.0	ND	ND	ND	ND	ND
Styrene	0.5	1.0	ND	ND	ND	ND	ND
1,1,1,2-Tetrachloroethane	0.5	1.0	ND	ND	ND	ND	ND
1,1,2,2-Tetrachloroethane	0.5	1.0	ND	ND	ND	ND	ND
Tetrachloroethene	0.5	1.0	ND	ND	ND	ND	ND
Toluene (Methyl benzene)	0.5	1.0	ND	ND	ND	ND	ND
1,2,3-Trichlorobenzene	0.5	1.0	ND	ND	ND	ND	ND
1,2,4-Trichlorobenzene	0.5	1.0	ND	ND	ND	ND	ND
1,1,1-Trichloroethane	0.5	1.0	ND	ND	ND	ND	ND
1,1,2-Trichloroethane	0.5	1.0	ND	ND	ND	ND	ND
Trichloroethene	0.5	1.0	ND	ND	ND	ND	ND
Trichlorofluoromethane	0.5	1.0	ND	ND	ND	ND	ND
1,2,3-Trichloropropane	0.5	1.0	ND	ND	ND	ND	ND



# American Environmental Testing Laboratory Inc.

2834 & 2908 North Naomi Street Burbank, CA 91504 • DOHS NO: 1541, LACSD NO: 10181  
 Tel: (888) 288-AETL • (818) 845-8200 • Fax: (818) 845-8840 • www.aetlab.com

## ANALYTICAL RESULTS

Page: 16

Project ID: T21384-02  
 Project Name: EPA Streams TO-65

AETL Job Number	Submitted	Client
46528	03/19/2008	T/TSB

Method: 8260B, Volatile Organic Compounds by GC/MS (SW846)

QC Batch No: 032208

Our Lab I.D.		Method Blank	46528.16	46528.17	46528.18	46528.19	
Client Sample I.D.			ST5-10-PDS	NT5-2-PDS	NT5-4-PDS	NT5-6-PDS	
Date Sampled			03/18/2008	03/18/2008	03/18/2008	03/18/2008	
Date Prepared		03/22/2008	03/22/2008	03/22/2008	03/22/2008	03/22/2008	
Preparation Method		5030B	5030B	5030B	5030B	5030B	
Date Analyzed		03/22/2008	03/22/2008	03/22/2008	03/22/2008	03/22/2008	
Matrix		Aqueous	Aqueous	Aqueous	Aqueous	Aqueous	
Units		ug/L	ug/L	ug/L	ug/L	ug/L	
Dilution Factor		1	1	1	1	1	
Analytes	MDL	PQL	Results	Results	Results	Results	Results
1,2,4-Trimethylbenzene	0.5	1.0	ND	ND	ND	ND	ND
1,3,5-Trimethylbenzene	0.5	1.0	ND	ND	ND	ND	ND
Vinyl Acetate	0.5	5.0	ND	ND	ND	ND	ND
Vinyl chloride (Chloroethene)	0.5	3.0	ND	ND	ND	ND	ND
o-Xylene	0.5	1.0	ND	ND	ND	ND	ND
m,p-Xylenes	1.0	2.0	ND	ND	ND	ND	ND
Our Lab I.D.		Method Blank	46528.16	46528.17	46528.18	46528.19	
Surrogates	%Rec.Limit	% Rec.	% Rec.	% Rec.	% Rec.	% Rec.	
Bromofluorobenzene	75-125	124	106	113	104	104	
Dibromofluoromethane	75-125	110	103	97.0	101	105	
Toluene-d8	75-125	109	104	105	106	104	





# American Environmental Testing Laboratory Inc.

2834 & 2908 North Naomi Street Burbank, CA 91504 • DOHS NO: 1541, LACSD NO: 10181  
 Tel: (888) 288-AETL • (818) 845-8200 • Fax: (818) 845-8840 • www.aetlab.com

## ANALYTICAL RESULTS

### Ordered By

### Site

Tetra Tech Inc.  
 301 Mentor Drive  
 Suite "A"  
 Santa Barbara, CA 93111-

Site 14 Lemoore NAS

Telephone: (805)681-3100

Attn: James Elliot

Page: 17

Project ID: T21384-02

Project Name: EPA Streams TO-65

AETL Job Number	Submitted	Client
46528	03/19/2008	T/TSB

Method: 8260B, Volatile Organic Compounds by GC/MS (SW846)

QC Batch No: 032208

Our Lab I.D.			46528.20	46528.21	46528.22	46528.23	46528.24
Client Sample I.D.			NT5-8-PDS	NT6-2-PDS	NT6-4-PDS	NT6-6-PDS	NT6-8-PDS
Date Sampled			03/18/2008	03/18/2008	03/18/2008	03/18/2008	03/18/2008
Date Prepared			03/22/2008	03/22/2008	03/22/2008	03/22/2008	03/22/2008
Preparation Method			5030B	5030B	5030B	5030B	5030B
Date Analyzed			03/22/2008	03/22/2008	03/22/2008	03/22/2008	03/22/2008
Matrix			Aqueous	Aqueous	Aqueous	Aqueous	Aqueous
Units			ug/L	ug/L	ug/L	ug/L	ug/L
Dilution Factor			1	1	1	1	1
Analytes	MDL	PQL	Results	Results	Results	Results	Results
Acetone	10	10	ND	ND	ND	ND	ND
Benzene	0.5	1.0	ND	ND	ND	ND	ND
Bromobenzene (Phenyl bromide)	0.5	1.0	ND	ND	ND	ND	ND
Bromochloromethane	0.5	1.0	ND	ND	ND	ND	ND
Bromodichloromethane	0.5	1.0	ND	ND	ND	ND	ND
Bromoform (Tribromomethane)	2.5	5.0	ND	ND	ND	ND	ND
Bromomethane (Methyl bromide)	1.5	3.0	ND	ND	ND	ND	ND
2-Butanone (MEK)	5.0	5.0	ND	ND	ND	ND	ND
n-Butylbenzene	0.5	1.0	ND	ND	ND	ND	ND
sec-Butylbenzene	0.5	1.0	ND	ND	ND	ND	ND
tert-Butylbenzene	0.5	1.0	ND	ND	ND	ND	ND
Carbon Disulfide	0.5	1.0	ND	ND	ND	ND	ND
Carbon tetrachloride	0.5	1.0	ND	ND	ND	ND	ND
Chlorobenzene	0.5	1.0	ND	ND	ND	ND	ND
Chloroethane	1.5	3.0	ND	ND	ND	ND	ND
2-Chloroethyl vinyl ether	2.5	5.0	ND	ND	ND	ND	ND
Chloroform (Trichloromethane)	0.5	1.0	0.71J	ND	ND	ND	ND
Chloromethane (Methyl chloride)	1.5	3.0	ND	ND	ND	ND	ND
2-Chlorotoluene	0.5	1.0	ND	ND	ND	ND	ND
4-Chlorotoluene	0.5	1.0	ND	ND	ND	ND	ND
1,2-Dibromo-3-chloropropane (DBCP)	2.5	5.0	ND	ND	ND	ND	ND
Dibromochloromethane	0.5	1.0	ND	ND	ND	ND	ND
1,2-Dibromoethane (EDB)	0.5	1.0	ND	ND	ND	ND	ND
Dibromomethane	0.5	1.0	ND	ND	ND	ND	ND
1,2-Dichlorobenzene	0.5	1.0	ND	ND	ND	ND	ND
1,3-Dichlorobenzene	0.5	1.0	ND	ND	ND	ND	ND
1,4-Dichlorobenzene	0.5	1.0	ND	ND	ND	ND	ND



# American Environmental Testing Laboratory Inc.

2834 & 2908 North Naomi Street Burbank, CA 91504 • DOHS NO: 1541, LACSD NO: 10181  
 Tel: (888) 288-AETL • (818) 845-8200 • Fax: (818) 845-8840 • www.aetlab.com

## ANALYTICAL RESULTS

Page: 18

Project ID: T21384-02  
 Project Name: EPA Streams TO-65

AETL Job Number	Submitted	Client
46528	03/19/2008	T/TSB

Method: 8260B, Volatile Organic Compounds by GC/MS (SW846)

QC Batch No: 032208

Our Lab I.D.			46528.20	46528.21	46528.22	46528.23	46528.24
Client Sample I.D.			NT5-8-PDS	NT6-2-PDS	NT6-4-PDS	NT6-6-PDS	NT6-8-PDS
Date Sampled			03/18/2008	03/18/2008	03/18/2008	03/18/2008	03/18/2008
Date Prepared			03/22/2008	03/22/2008	03/22/2008	03/22/2008	03/22/2008
Preparation Method			5030B	5030B	5030B	5030B	5030B
Date Analyzed			03/22/2008	03/22/2008	03/22/2008	03/22/2008	03/22/2008
Matrix			Aqueous	Aqueous	Aqueous	Aqueous	Aqueous
Units			ug/L	ug/L	ug/L	ug/L	ug/L
Dilution Factor			1	1	1	1	1
Analytes	MDL	PQL	Results	Results	Results	Results	Results
Dichlorodifluoromethane	1.5	3.0	ND	ND	ND	ND	ND
1,1-Dichloroethane	0.5	1.0	ND	ND	ND	ND	ND
1,2-Dichloroethane (EDC)	0.5	1.0	ND	ND	ND	ND	ND
1,1-Dichloroethene	0.5	1.0	ND	ND	ND	ND	ND
cis-1,2-Dichloroethene	0.5	1.0	ND	ND	ND	ND	ND
trans-1,2-Dichloroethene	0.5	1.0	ND	ND	ND	ND	ND
1,2-Dichloropropane	0.5	1.0	ND	ND	ND	ND	ND
1,3-Dichloropropane	0.5	1.0	ND	ND	ND	ND	ND
2,2-Dichloropropane	0.5	1.0	ND	ND	ND	ND	ND
1,1-Dichloropropene	0.5	1.0	ND	ND	ND	ND	ND
cis-1,3-Dichloropropene	0.5	1.0	ND	ND	ND	ND	ND
trans-1,3-Dichloropropene	0.5	1.0	ND	ND	ND	ND	ND
Ethylbenzene	0.5	1.0	ND	ND	ND	ND	ND
Hexachlorobutadiene	1.5	3.0	ND	ND	ND	ND	ND
2-Hexanone	2.5	5.0	ND	ND	ND	ND	ND
Isopropylbenzene	0.5	1.0	ND	ND	ND	ND	ND
p-Isopropyltoluene	0.5	1.0	ND	ND	ND	ND	ND
4-Methyl-2-pentanone (MIBK)	2.5	5.0	ND	ND	ND	ND	ND
Methyl-tert-butyl ether (MTBE)	0.5	1.0	ND	ND	ND	ND	ND
Methylene chloride (DCM)	2.0	4.0	ND	ND	ND	ND	ND
Naphthalene	0.5	1.0	ND	ND	ND	ND	ND
n-Propylbenzene	0.5	1.0	ND	ND	ND	ND	ND
Styrene	0.5	1.0	ND	ND	ND	ND	ND
1,1,1,2-Tetrachloroethane	0.5	1.0	ND	ND	ND	ND	ND
1,1,2,2-Tetrachloroethane	0.5	1.0	ND	ND	ND	ND	ND
Tetrachloroethene	0.5	1.0	ND	ND	ND	ND	ND
Toluene (Methyl benzene)	0.5	1.0	ND	ND	ND	ND	ND
1,2,3-Trichlorobenzene	0.5	1.0	ND	ND	ND	ND	ND
1,2,4-Trichlorobenzene	0.5	1.0	ND	ND	ND	ND	ND
1,1,1-Trichloroethane	0.5	1.0	ND	ND	ND	ND	ND
1,1,2-Trichloroethane	0.5	1.0	ND	ND	ND	ND	ND
Trichloroethene	0.5	1.0	ND	ND	ND	ND	ND
Trichlorofluoromethane	0.5	1.0	ND	ND	ND	ND	ND
1,2,3-Trichloropropane	0.5	1.0	ND	ND	ND	ND	ND



# American Environmental Testing Laboratory Inc.

2834 & 2908 North Naomi Street Burbank, CA 91504 • DOHS NO: 1541, LACSD NO: 10181  
 Tel: (888) 288-AETL • (818) 845-8200 • Fax: (818) 845-8840 • www.aetlab.com

## ANALYTICAL RESULTS

Page: 19

Project ID: T21384-02  
 Project Name: EPA Streams TO-65

AETL Job Number	Submitted	Client
46528	03/19/2008	T/TSB

Method: 8260B, Volatile Organic Compounds by GC/MS (SW846)

QC Batch No: 032208

Our Lab I.D.			46528.20	46528.21	46528.22	46528.23	46528.24
Client Sample I.D.			NT5-8-PDS	NT6-2-PDS	NT6-4-PDS	NT6-6-PDS	NT6-8-PDS
Date Sampled			03/18/2008	03/18/2008	03/18/2008	03/18/2008	03/18/2008
Date Prepared			03/22/2008	03/22/2008	03/22/2008	03/22/2008	03/22/2008
Preparation Method			5030B	5030B	5030B	5030B	5030B
Date Analyzed			03/22/2008	03/22/2008	03/22/2008	03/22/2008	03/22/2008
Matrix			Aqueous	Aqueous	Aqueous	Aqueous	Aqueous
Units			ug/L	ug/L	ug/L	ug/L	ug/L
Dilution Factor			1	1	1	1	1
Analytes	MDL	PQL	Results	Results	Results	Results	Results
1,2,4-Trimethylbenzene	0.5	1.0	ND	ND	ND	ND	ND
1,3,5-Trimethylbenzene	0.5	1.0	ND	ND	ND	ND	ND
Vinyl Acetate	0.5	5.0	ND	ND	ND	ND	ND
Vinyl chloride (Chloroethene)	0.5	3.0	ND	ND	ND	ND	ND
o-Xylene	0.5	1.0	ND	ND	ND	ND	ND
m,p-Xylenes	1.0	2.0	ND	ND	ND	ND	ND
Our Lab I.D.			46528.20	46528.21	46528.22	46528.23	46528.24
Surrogates	%Rec.Limit		% Rec.	% Rec.	% Rec.	% Rec.	% Rec.
Bromofluorobenzene	75-125		103	102	109	111	116
Dibromofluoromethane	75-125		106	96.4	105	103	76.4
Toluene-d8	75-125		106	102	103	107	106



# American Environmental Testing Laboratory Inc.

2834 & 2908 North Naomi Street Burbank, CA 91504 • DOHS NO: 1541, LACSD NO: 10181  
 Tel: (888) 288-AETL • (818) 845-8200 • Fax: (818) 845-8840 • www.aetlab.com

## ANALYTICAL RESULTS

### Ordered By

Tetra Tech Inc.  
 301 Mentor Drive  
 Suite "A"  
 Santa Barbara, CA 93111-

### Site

Site 14 Lemoore NAS

Telephone: (805)681-3100

Attn: James Elliot

Page: 20

Project ID: T21384-02

Project Name: EPA Streams TO-65

AETL Job Number	Submitted	Client
46528	03/19/2008	T/TSB

Method: 8260B, Volatile Organic Compounds by GC/MS (SW846)

QC Batch No: 032408

Our Lab I.D.			Method Blank	46528.25		
Client Sample I.D.				TB1-PDS		
Date Sampled				03/18/2008		
Date Prepared			03/24/2008	03/24/2008		
Preparation Method			5030B	5030B		
Date Analyzed			03/24/2008	03/24/2008		
Matrix			Aqueous	Aqueous		
Units			ug/L	ug/L		
Dilution Factor			1	1		
Analytes	MDL	PQL	Results	Results		
Acetone	10	10	ND	ND		
Benzene	0.5	1.0	ND	ND		
Bromobenzene (Phenyl bromide)	0.5	1.0	ND	ND		
Bromochloromethane	0.5	1.0	ND	ND		
Bromodichloromethane	0.5	1.0	ND	ND		
Bromoform (Tribromomethane)	2.5	5.0	ND	ND		
Bromomethane (Methyl bromide)	1.5	3.0	ND	ND		
2-Butanone (MEK)	5.0	5.0	ND	ND		
n-Butylbenzene	0.5	1.0	ND	ND		
sec-Butylbenzene	0.5	1.0	ND	ND		
tert-Butylbenzene	0.5	1.0	ND	ND		
Carbon Disulfide	0.5	1.0	ND	ND		
Carbon tetrachloride	0.5	1.0	ND	ND		
Chlorobenzene	0.5	1.0	ND	ND		
Chloroethane	1.5	3.0	ND	ND		
2-Chloroethyl vinyl ether	2.5	5.0	ND	ND		
Chloroform (Trichloromethane)	0.5	1.0	ND	ND		
Chloromethane (Methyl chloride)	1.5	3.0	ND	ND		
2-Chlorotoluene	0.5	1.0	ND	ND		
4-Chlorotoluene	0.5	1.0	ND	ND		
1,2-Dibromo-3-chloropropane (DBCP)	2.5	5.0	ND	ND		
Dibromochloromethane	0.5	1.0	ND	ND		
1,2-Dibromoethane (EDB)	0.5	1.0	ND	ND		
Dibromomethane	0.5	1.0	ND	ND		
1,2-Dichlorobenzene	0.5	1.0	ND	ND		
1,3-Dichlorobenzene	0.5	1.0	ND	ND		
1,4-Dichlorobenzene	0.5	1.0	ND	ND		



# American Environmental Testing Laboratory Inc.

2834 & 2908 North Naomi Street Burbank, CA 91504 • DOHS NO: 1541, LACSD NO: 10181  
 Tel: (888) 288-AETL • (818) 845-8200 • Fax: (818) 845-8840 • www.aetlab.com

## ANALYTICAL RESULTS

Page: 21

Project ID: T21384-02  
 Project Name: EPA Streams TO-65

AETL Job Number	Submitted	Client
46528	03/19/2008	T/TSB

Method: 8260B, Volatile Organic Compounds by GC/MS (SW846)

QC Batch No: 032408

Our Lab I.D.			Method Blank	46528.25			
Client Sample I.D.				TB1-PDS			
Date Sampled				03/18/2008			
Date Prepared			03/24/2008	03/24/2008			
Preparation Method			5030B	5030B			
Date Analyzed			03/24/2008	03/24/2008			
Matrix			Aqueous	Aqueous			
Units			ug/L	ug/L			
Dilution Factor			1	1			
Analytes	MDL	PQL	Results	Results			
Dichlorodifluoromethane	1.5	3.0	ND	ND			
1,1-Dichloroethane	0.5	1.0	ND	ND			
1,2-Dichloroethane (EDC)	0.5	1.0	ND	ND			
1,1-Dichloroethene	0.5	1.0	ND	ND			
cis-1,2-Dichloroethene	0.5	1.0	ND	ND			
trans-1,2-Dichloroethene	0.5	1.0	ND	ND			
1,2-Dichloropropane	0.5	1.0	ND	ND			
1,3-Dichloropropane	0.5	1.0	ND	ND			
2,2-Dichloropropane	0.5	1.0	ND	ND			
1,1-Dichloropropene	0.5	1.0	ND	ND			
cis-1,3-Dichloropropene	0.5	1.0	ND	ND			
trans-1,3-Dichloropropene	0.5	1.0	ND	ND			
Ethylbenzene	0.5	1.0	ND	ND			
Hexachlorobutadiene	1.5	3.0	ND	ND			
2-Hexanone	2.5	5.0	ND	ND			
Isopropylbenzene	0.5	1.0	ND	ND			
p-Isopropyltoluene	0.5	1.0	ND	ND			
4-Methyl-2-pentanone (MIBK)	2.5	5.0	ND	ND			
Methyl-tert-butyl ether (MTBE)	0.5	1.0	ND	ND			
Methylene chloride (DCM)	2.0	4.0	ND	ND			
Naphthalene	0.5	1.0	ND	ND			
n-Propylbenzene	0.5	1.0	ND	ND			
Styrene	0.5	1.0	ND	ND			
1,1,1,2-Tetrachloroethane	0.5	1.0	ND	ND			
1,1,2,2-Tetrachloroethane	0.5	1.0	ND	ND			
Tetrachloroethene	0.5	1.0	ND	ND			
Toluene (Methyl benzene)	0.5	1.0	ND	ND			
1,2,3-Trichlorobenzene	0.5	1.0	ND	ND			
1,2,4-Trichlorobenzene	0.5	1.0	ND	ND			
1,1,1-Trichloroethane	0.5	1.0	ND	ND			
1,1,2-Trichloroethane	0.5	1.0	ND	ND			
Trichloroethene	0.5	1.0	ND	ND			
Trichlorofluoromethane	0.5	1.0	ND	ND			
1,2,3-Trichloropropane	0.5	1.0	ND	ND			



# American Environmental Testing Laboratory Inc.

2834 & 2908 North Naomi Street Burbank, CA 91504 • DOHS NO: 1541, LACSD NO: 10181  
 Tel: (888) 288-AETL • (818) 845-8200 • Fax: (818) 845-8840 • www.aetlab.com

## ANALYTICAL RESULTS

Page: **22**

Project ID: T21384-02  
 Project Name: EPA Streams TO-65

AETL Job Number	Submitted	Client
46528	03/19/2008	T/TSB

Method: 8260B, Volatile Organic Compounds by GC/MS (SW846)

QC Batch No: 032408

<b>Our Lab I.D.</b>			Method Blank	<b>46528.25</b>			
Client Sample I.D.				TB1-PDS			
Date Sampled				03/18/2008			
Date Prepared			03/24/2008	03/24/2008			
Preparation Method			5030B	5030B			
Date Analyzed			03/24/2008	03/24/2008			
Matrix			Aqueous	Aqueous			
Units			ug/L	ug/L			
Dilution Factor			1	1			
<b>Analytes</b>	<b>MDL</b>	<b>PQL</b>	<b>Results</b>	<b>Results</b>			
1,2,4-Trimethylbenzene	0.5	1.0	ND	ND			
1,3,5-Trimethylbenzene	0.5	1.0	ND	ND			
Vinyl Acetate	0.5	5.0	ND	ND			
Vinyl chloride (Chloroethene)	0.5	3.0	ND	ND			
o-Xylene	0.5	1.0	ND	ND			
m,p-Xylenes	1.0	2.0	ND	ND			
<b>Our Lab I.D.</b>			Method Blank	<b>46528.25</b>			
<b>Surrogates</b>	<b>%Rec.Limit</b>		<b>% Rec.</b>	<b>% Rec.</b>			
Bromofluorobenzene	75-125		117	122			
Dibromofluoromethane	75-125		97.3	109			
Toluene-d8	75-125		111	113			



# American Environmental Testing Laboratory Inc.

2834 & 2908 North Naomi Street Burbank, CA 91504 • DOHS NO: 1541, LACSD NO: 10181  
 Tel: (888) 288-AETL • (818) 845-8200 • Fax: (818) 845-8840 • www.aetlab.com

## ANALYTICAL RESULTS

### Ordered By

### Site

Tetra Tech Inc.  
 301 Mentor Drive  
 Suite "A"  
 Santa Barbara, CA 93111-

Site 14 Lemoore NAS

Telephone: (805)681-3100

Attn: James Elliot

Page: 23

Project ID: T21384-02

Project Name: EPA Streams TO-65

AETL Job Number	Submitted	Client
46528	03/19/2008	T/TSB

Method: 8260B, Volatile Organic Compounds by GC/MS (SW846)

## QUALITY CONTROL REPORT

QC Batch No: 032108; Dup or Spiked Sample: B032108; LCS: Clean Water; QC Prepared: 03/21/2008; QC Analyzed: 03/21/2008;  
 Units: ppb

Analytes	Sample Result	MS Concen	MS Recov	MS % REC	MS DUP Concen	MS DUP Recov	MS DUP % REC	RPD %	MS/MSD % Limit	MS RPD % Limit
Benzene	0.0	50.00	54.50	109	50.00	55.00	110	<1	75-125	<20
Chlorobenzene	0.0	50.00	49.05	98.1	50.00	49.95	99.9	1.8	75-125	<20
1,1-Dichloroethene	0.0	50.00	52.50	105	50.00	53.50	107	1.9	75-125	<20
Methyl-tert-butyl ether (MTBE)	0.0	50.00	59.50	119	50.00	61.00	122	2.5	75-125	<20
Toluene (Methyl benzene)	0.0	50.00	49.20	98.4	50.00	49.55	99.1	<1	75-125	<20
Trichloroethene	0.0	50.00	59.50	119	50.00	60.00	120	<1	75-125	<20

QC Batch No: 032108; Dup or Spiked Sample: B032108; LCS: Clean Water; QC Prepared: 03/21/2008; QC Analyzed: 03/21/2008;  
 Units: ppb

Analytes	LCS Concen	LCS Recov	LCS % REC	LCS/LCSD % Limit						
Benzene	50.00	55.50	111	75-125						
Chlorobenzene	50.00	51.50	103	75-125						
1,1-Dichloroethene	50.00	54.50	109	75-125						
Methyl-tert-butyl ether (MTBE)	50.00	60.00	120	75-125						
Toluene (Methyl benzene)	50.00	49.75	99.5	75-125						
Trichloroethene	50.00	61.00	122	75-125						
<b>LCS</b>										
Chloroform (Trichloromethane)	50.00	58.50	117	75-125						
Ethylbenzene	50.00	52.00	104	75-125						
1,1,1-Trichloroethane	50.00	51.00	102	75-125						
o-Xylene	50.00	53.50	107	75-125						
m,p-Xylenes	100.00	105.00	105	75-125						



# American Environmental Testing Laboratory Inc.

2834 & 2908 North Naomi Street Burbank, CA 91504 • DOHS NO: 1541, LACSD NO: 10181  
 Tel: (888) 288-AETL • (818) 845-8200 • Fax: (818) 845-8840 • www.aetlab.com

## ANALYTICAL RESULTS

### Ordered By

Tetra Tech Inc.  
 301 Mentor Drive  
 Suite "A"  
 Santa Barbara, CA 93111-

### Site

Site 14 Lemoore NAS

Telephone: (805)681-3100

Attn: James Elliot

Page: 24

Project ID: T21384-02

Project Name: EPA Streams TO-65

AETL Job Number	Submitted	Client
46528	03/19/2008	T/TSB

Method: 8260B, Volatile Organic Compounds by GC/MS (SW846)

## QUALITY CONTROL REPORT

QC Batch No: 032208; Dup or Spiked Sample: B032208; LCS: Clean Water; QC Prepared: 03/22/2008; QC Analyzed: 03/22/2008;  
 Units: ppb

Analytes	Sample Result	MS Concen	MS Recov	MS % REC	MS DUP Concen	MS DUP Recov	MS DUP % REC	RPD %	MS/MSD % Limit	MS RPD % Limit
Benzene	0.0	50.00	56.00	112	50.00	55.50	111	<1	75-125	<20
Chlorobenzene	0.0	50.00	50.00	100	50.00	50.50	101	<1	75-125	<20
1,1-Dichloroethene	0.0	50.00	44.50	89.0	50.00	48.00	96.0	7.6	75-125	<20
Methyl-tert-butyl ether (MTBE)	0.0	50.00	61.00	122	50.00	59.00	118	3.3	75-125	<20
Toluene (Methyl benzene)	0.0	50.00	49.55	99.1	50.00	49.70	99.4	<1	75-125	<20
Trichloroethene	0.0	50.00	61.00	122	50.00	61.50	123	<1	75-125	<20

QC Batch No: 032208; Dup or Spiked Sample: B032208; LCS: Clean Water; QC Prepared: 03/22/2008; QC Analyzed: 03/22/2008;  
 Units: ppb

Analytes	LCS Concen	LCS Recov	LCS % REC	LCS/LCSD % Limit						
Benzene	50.00	55.50	111	75-125						
Chlorobenzene	50.00	51.00	102	75-125						
1,1-Dichloroethene	50.00	40.30	80.6	75-125						
Methyl-tert-butyl ether (MTBE)	50.00	42.20	84.4	75-125						
Toluene (Methyl benzene)	50.00	49.60	99.2	75-125						
Trichloroethene	50.00	57.50	115	75-125						
<b>LCS</b>										
Chloroform (Trichloromethane)	50.00	42.30	84.6	75-125						
Ethylbenzene	50.00	52.00	104	75-125						
1,1,1-Trichloroethane	50.00	51.00	102	75-125						
o-Xylene	50.00	55.00	110	75-125						
m,p-Xylenes	100.00	105.00	105	75-125						





# American Environmental Testing Laboratory Inc.

2834 & 2908 North Naomi Street Burbank, CA 91504 • DOHS NO: 1541, LACSD NO: 10181  
 Tel: (888) 288-AETL • (818) 845-8200 • Fax: (818) 845-8840 • www.aetlab.com

## ANALYTICAL RESULTS

### Ordered By

### Site

Tetra Tech Inc.  
 301 Mentor Drive  
 Suite "A"  
 Santa Barbara, CA 93111-

Site 14 Lemoore NAS

Telephone: (805)681-3100

Attn: James Elliot

Page: 25

Project ID: T21384-02

Project Name: EPA Streams TO-65

AETL Job Number	Submitted	Client
46528	03/19/2008	T/TSB

Method: 8260B, Volatile Organic Compounds by GC/MS (SW846)

## QUALITY CONTROL REPORT

QC Batch No: 032408; Dup or Spiked Sample: B032408; LCS: Clean Water; QC Prepared: 03/24/2008; QC Analyzed: 03/24/2008;  
 Units: ppb

Analytes	Sample Result	MS Concen	MS Recov	MS % REC	MS DUP Concen	MS DUP Recov	MS DUP % REC	RPD %	MS/MSD % Limit	MS RPD % Limit
Benzene	0.0	50.00	49.65	99.3	50.00	48.75	97.5	1.8	75-125	<20
Chlorobenzene	0.0	50.00	50.50	101	50.00	49.05	98.1	2.9	75-125	<20
1,1-Dichloroethene	0.0	50.00	55.50	111	50.00	55.00	110	<1	75-125	<20
Methyl-tert-butyl ether (MTBE)	0.0	50.00	52.00	104	50.00	52.50	105	<1	75-125	<20
Toluene (Methyl benzene)	0.0	50.00	47.95	95.9	50.00	47.15	94.3	1.7	75-125	<20
Trichloroethene	0.0	50.00	58.50	117	50.00	51.50	103	12.7	75-125	<20

QC Batch No: 032408; Dup or Spiked Sample: B032408; LCS: Clean Water; QC Prepared: 03/24/2008; QC Analyzed: 03/24/2008;  
 Units: ppb

Analytes	LCS Concen	LCS Recov	LCS % REC	LCS/LCSD % Limit						
Benzene	50.00	49.45	98.9	75-125						
Chlorobenzene	50.00	49.50	99.0	75-125						
1,1-Dichloroethene	50.00	51.50	103	75-125						
Methyl-tert-butyl ether (MTBE)	50.00	49.70	99.4	75-125						
Toluene (Methyl benzene)	50.00	46.40	92.8	75-125						
Trichloroethene	50.00	58.00	116	75-125						
<b>LCS</b>										
Chloroform (Trichloromethane)	50.00	47.75	95.5	75-125						
Ethylbenzene	50.00	50.50	101	75-125						
1,1,1-Trichloroethane	50.00	47.35	94.7	75-125						
o-Xylene	50.00	52.00	104	75-125						
m,p-Xylenes	100.00	100.00	100	75-125						



## American Environmental Testing Laboratory Inc.

2834 & 2908 North Naomi Street Burbank, CA 91504 • DOHS NO: 1541, LACSD NO: 10181  
Tel: (888) 288-AETL • (818) 845-8200 • Fax: (818) 845-8840 • www.aetlab.com

### Ordered By

Tetra Tech Inc.  
301 Mentor Drive Suite "A"  
Santa Barbara, CA 93111-

Number of Pages 21  
Date Received 05/15/2008  
Date Reported 06/04/2008

Telephone: (805)681-3100  
Attention: James Elliot

Job Number	Order Date	Client
47416	05/15/2008	T/TSB

Project ID: 21384-03  
Project Name: EPA Streams TO-65  
Site: Site 14 Lemoore NAS

Enclosed please find results of analyses of 24 water samples which were analyzed as specified on the attached chain of custody. If there are any questions, please do not hesitate to call.

Checked By: \_\_\_\_\_

Approved By: \_\_\_\_\_

Cyrus Razmara, Ph.D.  
Laboratory Director



301 Mentor Dr.  
 TETRA TECH, INC.  
 4213 State Street, Suite 400  
 Santa Barbara, CA 93110  
 Phone (805) 681-3100  
 FAX (805) 681-3108

SHIPPED TO:

AETL  
 2834 N. Naomi St.  
 Burbank, CA 91504

SITE Lemoore NAS

DATE 5/13/08

PAGE 1 OF 3

# CHAIN OF CUSTODY RECORD

CLIENT	ANALYTICAL METHODS		CONTAINER TYPE	DATE	TIME	TURN-AROUND TIME:	OBSERVATIONS/COMMENTS:
	PROJECT NAME	PROJECT MANAGER					
EPA	Streams T065	James Elliot				Standard	
TC#	21384-03						
SAMPLERS (Signatures)	Chris Crosby						
X	ST1-2 PDS		5/13/08	0930	WG	47416.01	
X	ST1-4 PDS			0935		47416.02	
	ST1-7 PDS			0940		47416.03	
	ST1-10 PDS			0945		47416.04	
	ST2-2 PDS			0955		47416.05	
	ST2-4 PDS			1000		47416.06	
	ST2-7 PDS			1005		47416.07	
	ST2-10 PDS			1010		47416.08	
	ST3-2 PDS			1030		47416.09	
	ST3-4 PDS			1100		47416.10	

MATRIX TYPE:	S = Soil	W = Water	CONTAINER TYPE:	G = Glass	SS = Stainless Steel	P = Plastic	PRESERVATIVES:	TEMPERATURE BLANK EACH COOLER:	YES	NO
							All samples are preserved at 4° C. Water samples are preserved as indicated on the sample labels.			

RELINQUISHED BY:	SIGNATURE:	DATE:	TIME:	TOTAL NUMBER OF CONTAINERS
Chris Crosby	<i>Chris Crosby</i>	5/14/08	1445	10 of 24
RECEIVED BY:	<i>JAC</i>	05/15/08	11:00	Fed Ex
RELINQUISHED BY:				SPECIAL SHIPMENT/HANDLING/STORAGE REQUIREMENTS:
RECEIVED BY:				



301 Mentor Dr.  
 TETRA TECH, INC.  
 4242 State Street, Suite 400  
 Santa Barbara, CA 93110  
 Phone (805) 681-3100  
 FAX (805) 681-3108

AETL  
 2834 N. Naomi St  
 Burbank, CA 91504

Job # 47416  
 Lemoore NAS  
 DATE 5/13/08

# CHAIN OF CUSTODY RECORD

PAGE 2 OF 3

CLIENT	ANALYTICAL METHODS		CONTAINER TYPE	DATE	TIME	MATRIX	TURN-AROUND TIME	OBSERVATIONS/COMMENTS
	PROJECT NAME	PROJECT MANAGER						
EPA	Streams TO65	James Elliot		5/13/08	1105	W	Standard	
SAMPLERS (Signatures)								
X	Chris Crosby							
X	ST3 - 7PDS				1110		47416.11	
	ST3 - 10PDS				1125		47416.12	
	ST5 - 2PDS				1130		47416.13	
	ST5 - 4PDS				1135		47416.14	
	ST5 - 7PDS				1140		47416.15	
	NT5 - 10PDS				1200		47416.16	
	NT5 - 2PDS				1205		47416.17	
	NT5 - 4PDS				1210		47416.18	
	NT5 - 6PDS				1215		47416.19	
	NT5 - 8PDS						47416.20	
MATRIX TYPE: S = Soil W = Water CONTAINER TYPE: G = Glass SS = Stainless Steel P = Plastic PRESERVATIVES: All samples are preserved at 4° C. Water samples are preserved as indicated on the sample labels. PREVIOUS: TETRA TECH, INC. DATE: 5/14/08 TIME: 1445 RELINQUISHED BY: Chris Crosby SIGNATURE: [Signature] COMPANY: ASDL RECEIVED BY: [Signature] SIGNATURE: [Signature] COMPANY: [Signature] RELINQUISHED BY: [Signature] SIGNATURE: [Signature] COMPANY: [Signature] RECEIVED BY: [Signature] SIGNATURE: [Signature] COMPANY: [Signature]								
TOTAL NUMBER OF CONTAINERS						10 of 24		
METHOD OF SHIPMENT						Fed Ex		
SPECIAL SHIPMENT/HANDLING/STORAGE REQUIREMENTS:								
TEMPERATURE BLANK EACH COOLER:						YES NO		





# American Environmental Testing Laboratory Inc.

2834 & 2908 North Naomi Street Burbank, CA 91504 • DOHS NO: 1541, LACSD NO: 10181  
 Tel: (888) 288-AETL • (818) 845-8200 • Fax: (818) 845-8840 • www.aetlab.com

## ANALYTICAL RESULTS

### Ordered By

### Site

Tetra Tech Inc.  
 301 Mentor Drive  
 Suite "A"  
 Santa Barbara, CA 93111-

Site 14 Lemoore NAS

Telephone: (805)681-3100

Attn: James Elliot

Page: 2

Project ID: 21384-03

Project Name: EPA Streams TO-65

AETL Job Number	Submitted	Client
47416	05/15/2008	T/TSB

Method: 8260B, Volatile Organic Compounds by GC/MS (SW846)

QC Batch No: 0519085A1

Our Lab I.D.		Method Blank	47416.01	47416.02	47416.03	47416.04	
Client Sample I.D.			ST1-2 PDS	ST1-4 PDS	ST1-7 PDS	ST1-10 PDS	
Date Sampled			05/13/2008	05/13/2008	05/13/2008	05/13/2008	
Date Prepared		05/19/2008	05/19/2008	05/19/2008	05/19/2008	05/19/2008	
Preparation Method		5030B	5030B	5030B	5030B	5030B	
Date Analyzed		05/19/2008	05/19/2008	05/19/2008	05/19/2008	05/19/2008	
Matrix		Aqueous	Aqueous	Aqueous	Aqueous	Aqueous	
Units		ug/L	ug/L	ug/L	ug/L	ug/L	
Dilution Factor		1	1	1	1	1	
Analytes	MDL	PQL	Results	Results	Results	Results	Results
Acetone	10	10	ND	ND	ND	ND	ND
Benzene	0.5	1.0	ND	ND	ND	ND	ND
Bromobenzene (Phenyl bromide)	0.5	1.0	ND	ND	ND	ND	ND
Bromochloromethane	0.5	1.0	ND	ND	ND	ND	ND
Bromodichloromethane	0.5	1.0	ND	ND	ND	ND	ND
Bromoform (Tribromomethane)	2.5	5.0	ND	ND	ND	ND	ND
Bromomethane (Methyl bromide)	1.5	3.0	ND	ND	ND	ND	ND
2-Butanone (MEK)	5.0	5.0	ND	ND	ND	ND	ND
n-Butylbenzene	0.5	1.0	ND	ND	ND	ND	ND
sec-Butylbenzene	0.5	1.0	ND	ND	ND	ND	ND
tert-Butylbenzene	0.5	1.0	ND	ND	ND	ND	ND
Carbon Disulfide	0.5	1.0	ND	ND	ND	ND	ND
Carbon tetrachloride	0.5	1.0	ND	ND	ND	ND	ND
Chlorobenzene	0.5	1.0	ND	ND	ND	ND	ND
Chloroethane	1.5	3.0	ND	ND	ND	ND	ND
2-Chloroethyl vinyl ether	2.5	5.0	ND	ND	ND	ND	ND
Chloroform (Trichloromethane)	0.5	1.0	ND	ND	1.45	1.32	1.01
Chloromethane (Methyl chloride)	1.5	3.0	ND	ND	ND	ND	ND
2-Chlorotoluene	0.5	1.0	ND	ND	ND	ND	ND
4-Chlorotoluene	0.5	1.0	ND	ND	ND	ND	ND
1,2-Dibromo-3-chloropropane (DBCP)	2.5	5.0	ND	ND	ND	ND	ND
Dibromochloromethane	0.5	1.0	ND	ND	ND	ND	ND
1,2-Dibromoethane (EDB)	0.5	1.0	ND	ND	ND	ND	ND
Dibromomethane	0.5	1.0	ND	ND	ND	ND	ND
1,2-Dichlorobenzene	0.5	1.0	ND	ND	ND	ND	ND
1,3-Dichlorobenzene	0.5	1.0	ND	ND	ND	ND	ND
1,4-Dichlorobenzene	0.5	1.0	ND	ND	ND	ND	ND



# American Environmental Testing Laboratory Inc.

2834 & 2908 North Naomi Street Burbank, CA 91504 • DOHS NO: 1541, LACSD NO: 10181  
 Tel: (888) 288-AETL • (818) 845-8200 • Fax: (818) 845-8840 • www.aetlab.com

## ANALYTICAL RESULTS

Page: 3

Project ID: 21384-03  
 Project Name: EPA Streams TO-65

AETL Job Number	Submitted	Client
47416	05/15/2008	T/TSB

Method: 8260B, Volatile Organic Compounds by GC/MS (SW846)

QC Batch No: 0519085A1

Our Lab I.D.			Method Blank	47416.01	47416.02	47416.03	47416.04
Client Sample I.D.				ST1-2 PDS	ST1-4 PDS	ST1-7 PDS	ST1-10 PDS
Date Sampled				05/13/2008	05/13/2008	05/13/2008	05/13/2008
Date Prepared			05/19/2008	05/19/2008	05/19/2008	05/19/2008	05/19/2008
Preparation Method			5030B	5030B	5030B	5030B	5030B
Date Analyzed			05/19/2008	05/19/2008	05/19/2008	05/19/2008	05/19/2008
Matrix			Aqueous	Aqueous	Aqueous	Aqueous	Aqueous
Units			ug/L	ug/L	ug/L	ug/L	ug/L
Dilution Factor			1	1	1	1	1
Analytes	MDL	PQL	Results	Results	Results	Results	Results
Dichlorodifluoromethane	1.5	3.0	ND	ND	ND	ND	ND
1,1-Dichloroethane	0.5	1.0	ND	ND	ND	ND	ND
1,2-Dichloroethane (EDC)	0.5	1.0	ND	ND	ND	ND	ND
1,1-Dichloroethene	0.5	1.0	ND	ND	ND	ND	ND
cis-1,2-Dichloroethene	0.5	1.0	ND	ND	1.63	1.98	1.58
trans-1,2-Dichloroethene	0.5	1.0	ND	ND	ND	ND	ND
1,2-Dichloropropane	0.5	1.0	ND	ND	ND	ND	ND
1,3-Dichloropropane	0.5	1.0	ND	ND	ND	ND	ND
2,2-Dichloropropane	0.5	1.0	ND	ND	ND	ND	ND
1,1-Dichloropropene	0.5	1.0	ND	ND	ND	ND	ND
cis-1,3-Dichloropropene	0.5	1.0	ND	ND	ND	ND	ND
trans-1,3-Dichloropropene	0.5	1.0	ND	ND	ND	ND	ND
Ethylbenzene	0.5	1.0	ND	ND	ND	ND	ND
Hexachlorobutadiene	1.5	3.0	ND	ND	ND	ND	ND
2-Hexanone	2.5	5.0	ND	ND	ND	ND	ND
Isopropylbenzene	0.5	1.0	ND	ND	ND	ND	ND
p-Isopropyltoluene	0.5	1.0	ND	ND	ND	ND	ND
4-Methyl-2-pentanone (MIBK)	2.5	5.0	ND	ND	ND	ND	ND
Methyl-tert-butyl ether (MTBE)	0.5	1.0	ND	ND	ND	ND	ND
Methylene chloride (DCM)	2.0	4.0	ND	ND	ND	ND	ND
Naphthalene	0.5	1.0	ND	ND	ND	ND	ND
n-Propylbenzene	0.5	1.0	ND	ND	ND	ND	ND
Styrene	0.5	1.0	ND	ND	ND	ND	ND
1,1,1,2-Tetrachloroethane	0.5	1.0	ND	ND	ND	ND	ND
1,1,2,2-Tetrachloroethane	0.5	1.0	ND	ND	ND	ND	ND
Tetrachloroethene	0.5	1.0	ND	ND	ND	ND	ND
Toluene (Methyl benzene)	0.5	1.0	ND	ND	ND	ND	ND
1,2,3-Trichlorobenzene	0.5	1.0	ND	ND	ND	ND	ND
1,2,4-Trichlorobenzene	0.5	1.0	ND	ND	ND	ND	ND
1,1,1-Trichloroethane	0.5	1.0	ND	ND	ND	ND	ND
1,1,2-Trichloroethane	0.5	1.0	ND	ND	ND	ND	ND
Trichloroethene	0.5	1.0	ND	12.8	101	119	69.4
Trichlorofluoromethane	0.5	1.0	ND	ND	ND	ND	ND
1,2,3-Trichloropropane	0.5	1.0	ND	ND	ND	ND	ND



# American Environmental Testing Laboratory Inc.

2834 & 2908 North Naomi Street Burbank, CA 91504 • DOHS NO: 1541, LACSD NO: 10181  
 Tel: (888) 288-AETL • (818) 845-8200 • Fax: (818) 845-8840 • www.aetlab.com

## ANALYTICAL RESULTS

Page: 4

Project ID: 21384-03  
 Project Name: EPA Streams TO-65

AETL Job Number	Submitted	Client
47416	05/15/2008	T/TSB

Method: 8260B, Volatile Organic Compounds by GC/MS (SW846)

QC Batch No: 0519085A1

Our Lab I.D.			Method Blank	47416.01	47416.02	47416.03	47416.04
Client Sample I.D.				ST1-2 PDS	ST1-4 PDS	ST1-7 PDS	ST1-10 PDS
Date Sampled				05/13/2008	05/13/2008	05/13/2008	05/13/2008
Date Prepared			05/19/2008	05/19/2008	05/19/2008	05/19/2008	05/19/2008
Preparation Method			5030B	5030B	5030B	5030B	5030B
Date Analyzed			05/19/2008	05/19/2008	05/19/2008	05/19/2008	05/19/2008
Matrix			Aqueous	Aqueous	Aqueous	Aqueous	Aqueous
Units			ug/L	ug/L	ug/L	ug/L	ug/L
Dilution Factor			1	1	1	1	1
Analytes	MDL	PQL	Results	Results	Results	Results	Results
1,2,4-Trimethylbenzene	0.5	1.0	ND	ND	ND	ND	ND
1,3,5-Trimethylbenzene	0.5	1.0	ND	ND	ND	ND	ND
Vinyl Acetate	0.5	5.0	ND	ND	ND	ND	ND
Vinyl chloride (Chloroethene)	0.5	3.0	ND	ND	ND	ND	ND
o-Xylene	0.5	1.0	ND	ND	ND	ND	ND
m,p-Xylenes	1.0	2.0	ND	ND	ND	ND	ND
Our Lab I.D.			Method Blank	47416.01	47416.02	47416.03	47416.04
Surrogates	%Rec.Limit		% Rec.	% Rec.	% Rec.	% Rec.	% Rec.
Bromofluorobenzene	75-125		116	108	119	111	113
Dibromofluoromethane	75-125		97.0	91.7	98.3	98.1	96.8
Toluene-d8	75-125		111	106	107	106	107





# American Environmental Testing Laboratory Inc.

2834 & 2908 North Naomi Street Burbank, CA 91504 • DOHS NO: 1541, LACSD NO: 10181  
 Tel: (888) 288-AETL • (818) 845-8200 • Fax: (818) 845-8840 • www.aetlab.com

## ANALYTICAL RESULTS

### Ordered By

Tetra Tech Inc.  
 301 Mentor Drive  
 Suite "A"  
 Santa Barbara, CA 93111-

### Site

Site 14 Lemoore NAS

Telephone: (805)681-3100

Attn: James Elliot

Page: 5

Project ID: 21384-03

Project Name: EPA Streams TO-65

AETL Job Number	Submitted	Client
47416	05/15/2008	T/TSB

Method: 8260B, Volatile Organic Compounds by GC/MS (SW846)

QC Batch No: 0519085A1

Our Lab I.D.			47416.05	47416.06	47416.07	47416.08	47416.09
Client Sample I.D.			ST2-2 PDS	ST2-4 PDS	ST2-7 PDS	ST2-10 PDS	ST3-2 PDS
Date Sampled			05/13/2008	05/13/2008	05/13/2008	05/13/2008	05/13/2008
Date Prepared			05/19/2008	05/19/2008	05/19/2008	05/20/2008	05/20/2008
Preparation Method			5030B	5030B	5030B	5030B	5030B
Date Analyzed			05/19/2008	05/19/2008	05/19/2008	05/20/2008	05/20/2008
Matrix			Aqueous	Aqueous	Aqueous	Aqueous	Aqueous
Units			ug/L	ug/L	ug/L	ug/L	ug/L
Dilution Factor			1	1	1	1	1
Analytes	MDL	PQL	Results	Results	Results	Results	Results
Acetone	10	10	ND	ND	ND	ND	ND
Benzene	0.5	1.0	ND	ND	ND	ND	ND
Bromobenzene (Phenyl bromide)	0.5	1.0	ND	ND	ND	ND	ND
Bromochloromethane	0.5	1.0	ND	ND	ND	ND	ND
Bromodichloromethane	0.5	1.0	ND	ND	ND	ND	ND
Bromoform (Tribromomethane)	2.5	5.0	ND	ND	ND	ND	ND
Bromomethane (Methyl bromide)	1.5	3.0	ND	ND	ND	ND	ND
2-Butanone (MEK)	5.0	5.0	ND	ND	ND	ND	ND
n-Butylbenzene	0.5	1.0	ND	ND	ND	ND	ND
sec-Butylbenzene	0.5	1.0	ND	ND	ND	ND	ND
tert-Butylbenzene	0.5	1.0	ND	ND	ND	ND	ND
Carbon Disulfide	0.5	1.0	ND	ND	ND	ND	ND
Carbon tetrachloride	0.5	1.0	ND	ND	ND	ND	ND
Chlorobenzene	0.5	1.0	ND	ND	ND	ND	ND
Chloroethane	1.5	3.0	ND	ND	ND	ND	ND
2-Chloroethyl vinyl ether	2.5	5.0	ND	ND	ND	ND	ND
Chloroform (Trichloromethane)	0.5	1.0	ND	1.44	1.47	ND	ND
Chloromethane (Methyl chloride)	1.5	3.0	ND	ND	ND	ND	ND
2-Chlorotoluene	0.5	1.0	ND	ND	ND	ND	ND
4-Chlorotoluene	0.5	1.0	ND	ND	ND	ND	ND
1,2-Dibromo-3-chloropropane (DBCP)	2.5	5.0	ND	ND	ND	ND	ND
Dibromochloromethane	0.5	1.0	ND	ND	ND	ND	ND
1,2-Dibromoethane (EDB)	0.5	1.0	ND	ND	ND	ND	ND
Dibromomethane	0.5	1.0	ND	ND	ND	ND	ND
1,2-Dichlorobenzene	0.5	1.0	ND	ND	ND	ND	ND
1,3-Dichlorobenzene	0.5	1.0	ND	ND	ND	ND	ND
1,4-Dichlorobenzene	0.5	1.0	ND	ND	ND	ND	ND



# American Environmental Testing Laboratory Inc.

2834 & 2908 North Naomi Street Burbank, CA 91504 • DOHS NO: 1541, LACSD NO: 10181  
 Tel: (888) 288-AETL • (818) 845-8200 • Fax: (818) 845-8840 • www.aetlab.com

## ANALYTICAL RESULTS

Page: 6

Project ID: 21384-03  
 Project Name: EPA Streams TO-65

AETL Job Number	Submitted	Client
47416	05/15/2008	T/TSB

Method: 8260B, Volatile Organic Compounds by GC/MS (SW846)

QC Batch No: 0519085A1

Our Lab I.D.			47416.05	47416.06	47416.07	47416.08	47416.09
Client Sample I.D.			ST2-2 PDS	ST2-4 PDS	ST2-7 PDS	ST2-10 PDS	ST3-2 PDS
Date Sampled			05/13/2008	05/13/2008	05/13/2008	05/13/2008	05/13/2008
Date Prepared			05/19/2008	05/19/2008	05/19/2008	05/20/2008	05/20/2008
Preparation Method			5030B	5030B	5030B	5030B	5030B
Date Analyzed			05/19/2008	05/19/2008	05/19/2008	05/20/2008	05/20/2008
Matrix			Aqueous	Aqueous	Aqueous	Aqueous	Aqueous
Units			ug/L	ug/L	ug/L	ug/L	ug/L
Dilution Factor			1	1	1	1	1
Analytes	MDL	PQL	Results	Results	Results	Results	Results
Dichlorodifluoromethane	1.5	3.0	ND	ND	ND	ND	ND
1,1-Dichloroethane	0.5	1.0	ND	ND	ND	ND	ND
1,2-Dichloroethane (EDC)	0.5	1.0	ND	ND	ND	ND	ND
1,1-Dichloroethene	0.5	1.0	ND	ND	ND	ND	ND
cis-1,2-Dichloroethene	0.5	1.0	ND	ND	ND	ND	ND
trans-1,2-Dichloroethene	0.5	1.0	ND	ND	ND	ND	ND
1,2-Dichloropropane	0.5	1.0	ND	ND	ND	ND	ND
1,3-Dichloropropane	0.5	1.0	ND	ND	ND	ND	ND
2,2-Dichloropropane	0.5	1.0	ND	ND	ND	ND	ND
1,1-Dichloropropene	0.5	1.0	ND	ND	ND	ND	ND
cis-1,3-Dichloropropene	0.5	1.0	ND	ND	ND	ND	ND
trans-1,3-Dichloropropene	0.5	1.0	ND	ND	ND	ND	ND
Ethylbenzene	0.5	1.0	ND	ND	ND	ND	ND
Hexachlorobutadiene	1.5	3.0	ND	ND	ND	ND	ND
2-Hexanone	2.5	5.0	ND	ND	ND	ND	ND
Isopropylbenzene	0.5	1.0	ND	ND	ND	ND	ND
p-Isopropyltoluene	0.5	1.0	ND	ND	ND	ND	ND
4-Methyl-2-pentanone (MIBK)	2.5	5.0	ND	ND	ND	ND	ND
Methyl-tert-butyl ether (MTBE)	0.5	1.0	ND	ND	ND	ND	ND
Methylene chloride (DCM)	2.0	4.0	ND	ND	ND	ND	ND
Naphthalene	0.5	1.0	ND	ND	ND	ND	ND
n-Propylbenzene	0.5	1.0	ND	ND	ND	ND	ND
Styrene	0.5	1.0	ND	ND	ND	ND	ND
1,1,1,2-Tetrachloroethane	0.5	1.0	ND	ND	ND	ND	ND
1,1,2,2-Tetrachloroethane	0.5	1.0	ND	ND	ND	ND	ND
Tetrachloroethene	0.5	1.0	ND	ND	ND	ND	ND
Toluene (Methyl benzene)	0.5	1.0	ND	ND	ND	ND	ND
1,2,3-Trichlorobenzene	0.5	1.0	ND	ND	ND	ND	ND
1,2,4-Trichlorobenzene	0.5	1.0	ND	ND	ND	ND	ND
1,1,1-Trichloroethane	0.5	1.0	ND	ND	ND	ND	ND
1,1,2-Trichloroethane	0.5	1.0	ND	ND	ND	ND	ND
Trichloroethene	0.5	1.0	ND	5.83	9.17	2.73	ND
Trichlorofluoromethane	0.5	1.0	ND	ND	ND	ND	ND
1,2,3-Trichloropropane	0.5	1.0	ND	ND	ND	ND	ND



# American Environmental Testing Laboratory Inc.

2834 & 2908 North Naomi Street Burbank, CA 91504 • DOHS NO: 1541, LACSD NO: 10181  
 Tel: (888) 288-AETL • (818) 845-8200 • Fax: (818) 845-8840 • www.aetlab.com

## ANALYTICAL RESULTS

Page: 7

Project ID: 21384-03  
 Project Name: EPA Streams TO-65

AETL Job Number	Submitted	Client
47416	05/15/2008	T/TSB

Method: 8260B, Volatile Organic Compounds by GC/MS (SW846)

QC Batch No: 0519085A1

Our Lab I.D.			47416.05	47416.06	47416.07	47416.08	47416.09
Client Sample I.D.			ST2-2 PDS	ST2-4 PDS	ST2-7 PDS	ST2-10 PDS	ST3-2 PDS
Date Sampled			05/13/2008	05/13/2008	05/13/2008	05/13/2008	05/13/2008
Date Prepared			05/19/2008	05/19/2008	05/19/2008	05/20/2008	05/20/2008
Preparation Method			5030B	5030B	5030B	5030B	5030B
Date Analyzed			05/19/2008	05/19/2008	05/19/2008	05/20/2008	05/20/2008
Matrix			Aqueous	Aqueous	Aqueous	Aqueous	Aqueous
Units			ug/L	ug/L	ug/L	ug/L	ug/L
Dilution Factor			1	1	1	1	1
Analytes	MDL	PQL	Results	Results	Results	Results	Results
1,2,4-Trimethylbenzene	0.5	1.0	ND	ND	ND	ND	ND
1,3,5-Trimethylbenzene	0.5	1.0	ND	ND	ND	ND	ND
Vinyl Acetate	0.5	5.0	ND	ND	ND	ND	ND
Vinyl chloride (Chloroethene)	0.5	3.0	ND	ND	ND	ND	ND
o-Xylene	0.5	1.0	ND	ND	ND	ND	ND
m,p-Xylenes	1.0	2.0	ND	ND	ND	ND	ND
Our Lab I.D.			47416.05	47416.06	47416.07	47416.08	47416.09
Surrogates	%Rec.Limit		% Rec.	% Rec.	% Rec.	% Rec.	% Rec.
Bromofluorobenzene	75-125		107	110	110	114	115
Dibromofluoromethane	75-125		94.7	97.9	101	83.4	100
Toluene-d8	75-125		104	110	103	105	104



# American Environmental Testing Laboratory Inc.

2834 & 2908 North Naomi Street Burbank, CA 91504 • DOHS NO: 1541, LACSD NO: 10181  
 Tel: (888) 288-AETL • (818) 845-8200 • Fax: (818) 845-8840 • www.aetlab.com

## ANALYTICAL RESULTS

### Ordered By

Tetra Tech Inc.  
 301 Mentor Drive  
 Suite "A"  
 Santa Barbara, CA 93111-

### Site

Site 14 Lemoore NAS

Telephone: (805)681-3100

Attn: James Elliot

Page: 8

Project ID: 21384-03

Project Name: EPA Streams TO-65

AETL Job Number	Submitted	Client
47416	05/15/2008	T/TSB

Method: 8260B, Volatile Organic Compounds by GC/MS (SW846)

QC Batch No: 0519085A1

Our Lab I.D.			47416.10	47416.11	47416.12	47416.13	47416.14
Client Sample I.D.			ST3-4 PDS	ST3-7 PDS	ST3-10 PDS	ST5-2 PDS	ST5-4 PDS
Date Sampled			05/13/2008	05/13/2008	05/13/2008	05/13/2008	05/13/2008
Date Prepared			05/20/2008	05/20/2008	05/20/2008	05/20/2008	05/20/2008
Preparation Method			5030B	5030B	5030B	5030B	5030B
Date Analyzed			05/20/2008	05/20/2008	05/20/2008	05/20/2008	05/20/2008
Matrix			Aqueous	Aqueous	Aqueous	Aqueous	Aqueous
Units			ug/L	ug/L	ug/L	ug/L	ug/L
Dilution Factor			1	1	1	1	1
Analytes	MDL	PQL	Results	Results	Results	Results	Results
Acetone	10	10	ND	ND	ND	ND	ND
Benzene	0.5	1.0	ND	ND	ND	ND	ND
Bromobenzene (Phenyl bromide)	0.5	1.0	ND	ND	ND	ND	ND
Bromochloromethane	0.5	1.0	ND	ND	ND	ND	ND
Bromodichloromethane	0.5	1.0	ND	ND	ND	ND	ND
Bromoform (Tribromomethane)	2.5	5.0	ND	ND	ND	ND	ND
Bromomethane (Methyl bromide)	1.5	3.0	ND	ND	ND	ND	ND
2-Butanone (MEK)	5.0	5.0	ND	ND	ND	ND	ND
n-Butylbenzene	0.5	1.0	ND	ND	ND	ND	ND
sec-Butylbenzene	0.5	1.0	ND	ND	ND	ND	ND
tert-Butylbenzene	0.5	1.0	ND	ND	ND	ND	ND
Carbon Disulfide	0.5	1.0	ND	ND	ND	ND	ND
Carbon tetrachloride	0.5	1.0	ND	ND	ND	ND	ND
Chlorobenzene	0.5	1.0	ND	ND	ND	ND	ND
Chloroethane	1.5	3.0	ND	ND	ND	ND	ND
2-Chloroethyl vinyl ether	2.5	5.0	ND	ND	ND	ND	ND
Chloroform (Trichloromethane)	0.5	1.0	ND	ND	ND	ND	ND
Chloromethane (Methyl chloride)	1.5	3.0	ND	ND	ND	ND	ND
2-Chlorotoluene	0.5	1.0	ND	ND	ND	ND	ND
4-Chlorotoluene	0.5	1.0	ND	ND	ND	ND	ND
1,2-Dibromo-3-chloropropane (DBCP)	2.5	5.0	ND	ND	ND	ND	ND
Dibromochloromethane	0.5	1.0	ND	ND	ND	ND	ND
1,2-Dibromoethane (EDB)	0.5	1.0	ND	ND	ND	ND	ND
Dibromomethane	0.5	1.0	ND	ND	ND	ND	ND
1,2-Dichlorobenzene	0.5	1.0	ND	ND	ND	ND	ND
1,3-Dichlorobenzene	0.5	1.0	ND	ND	ND	ND	ND
1,4-Dichlorobenzene	0.5	1.0	ND	ND	ND	ND	ND



# American Environmental Testing Laboratory Inc.

2834 & 2908 North Naomi Street Burbank, CA 91504 • DOHS NO: 1541, LACSD NO: 10181  
 Tel: (888) 288-AETL • (818) 845-8200 • Fax: (818) 845-8840 • www.aetlab.com

## ANALYTICAL RESULTS

Page: 9

Project ID: 21384-03  
 Project Name: EPA Streams TO-65

AETL Job Number	Submitted	Client
47416	05/15/2008	T/TSB

Method: 8260B, Volatile Organic Compounds by GC/MS (SW846)

QC Batch No: 0519085A1

Our Lab I.D.			47416.10	47416.11	47416.12	47416.13	47416.14
Client Sample I.D.			ST3-4 PDS	ST3-7 PDS	ST3-10 PDS	ST5-2 PDS	ST5-4 PDS
Date Sampled			05/13/2008	05/13/2008	05/13/2008	05/13/2008	05/13/2008
Date Prepared			05/20/2008	05/20/2008	05/20/2008	05/20/2008	05/20/2008
Preparation Method			5030B	5030B	5030B	5030B	5030B
Date Analyzed			05/20/2008	05/20/2008	05/20/2008	05/20/2008	05/20/2008
Matrix			Aqueous	Aqueous	Aqueous	Aqueous	Aqueous
Units			ug/L	ug/L	ug/L	ug/L	ug/L
Dilution Factor			1	1	1	1	1
Analytes	MDL	PQL	Results	Results	Results	Results	Results
Dichlorodifluoromethane	1.5	3.0	ND	ND	ND	ND	ND
1,1-Dichloroethane	0.5	1.0	ND	ND	ND	ND	ND
1,2-Dichloroethane (EDC)	0.5	1.0	ND	ND	ND	ND	ND
1,1-Dichloroethene	0.5	1.0	ND	ND	ND	ND	ND
cis-1,2-Dichloroethene	0.5	1.0	ND	ND	ND	ND	ND
trans-1,2-Dichloroethene	0.5	1.0	ND	ND	ND	ND	ND
1,2-Dichloropropane	0.5	1.0	ND	ND	ND	ND	ND
1,3-Dichloropropane	0.5	1.0	ND	1.37	ND	ND	ND
2,2-Dichloropropane	0.5	1.0	ND	ND	ND	ND	ND
1,1-Dichloropropene	0.5	1.0	ND	ND	ND	ND	ND
cis-1,3-Dichloropropene	0.5	1.0	ND	ND	ND	ND	ND
trans-1,3-Dichloropropene	0.5	1.0	ND	ND	ND	ND	ND
Ethylbenzene	0.5	1.0	ND	ND	ND	ND	ND
Hexachlorobutadiene	1.5	3.0	ND	ND	ND	ND	ND
2-Hexanone	2.5	5.0	ND	ND	ND	ND	ND
Isopropylbenzene	0.5	1.0	ND	ND	ND	ND	ND
p-Isopropyltoluene	0.5	1.0	ND	ND	ND	ND	ND
4-Methyl-2-pentanone (MIBK)	2.5	5.0	ND	ND	ND	ND	ND
Methyl-tert-butyl ether (MTBE)	0.5	1.0	ND	ND	ND	ND	ND
Methylene chloride (DCM)	2.0	4.0	ND	ND	ND	ND	ND
Naphthalene	0.5	1.0	ND	ND	ND	ND	ND
n-Propylbenzene	0.5	1.0	ND	ND	ND	ND	ND
Styrene	0.5	1.0	ND	ND	ND	ND	ND
1,1,1,2-Tetrachloroethane	0.5	1.0	ND	ND	ND	ND	ND
1,1,2,2-Tetrachloroethane	0.5	1.0	ND	ND	ND	ND	ND
Tetrachloroethene	0.5	1.0	ND	ND	ND	ND	ND
Toluene (Methyl benzene)	0.5	1.0	ND	ND	ND	ND	ND
1,2,3-Trichlorobenzene	0.5	1.0	ND	ND	ND	ND	ND
1,2,4-Trichlorobenzene	0.5	1.0	ND	ND	ND	ND	ND
1,1,1-Trichloroethane	0.5	1.0	ND	ND	ND	ND	ND
1,1,2-Trichloroethane	0.5	1.0	ND	ND	ND	ND	ND
Trichloroethene	0.5	1.0	ND	ND	1.08	ND	ND
Trichlorofluoromethane	0.5	1.0	ND	ND	ND	ND	ND
1,2,3-Trichloropropane	0.5	1.0	ND	ND	ND	ND	ND



# American Environmental Testing Laboratory Inc.

2834 & 2908 North Naomi Street Burbank, CA 91504 • DOHS NO: 1541, LACSD NO: 10181  
 Tel: (888) 288-AETL • (818) 845-8200 • Fax: (818) 845-8840 • www.aetlab.com

## ANALYTICAL RESULTS

Page: 10

Project ID: 21384-03  
 Project Name: EPA Streams TO-65

AETL Job Number	Submitted	Client
47416	05/15/2008	T/TSB

Method: 8260B, Volatile Organic Compounds by GC/MS (SW846)

QC Batch No: 0519085A1

Our Lab I.D.			47416.10	47416.11	47416.12	47416.13	47416.14
Client Sample I.D.			ST3-4 PDS	ST3-7 PDS	ST3-10 PDS	ST5-2 PDS	ST5-4 PDS
Date Sampled			05/13/2008	05/13/2008	05/13/2008	05/13/2008	05/13/2008
Date Prepared			05/20/2008	05/20/2008	05/20/2008	05/20/2008	05/20/2008
Preparation Method			5030B	5030B	5030B	5030B	5030B
Date Analyzed			05/20/2008	05/20/2008	05/20/2008	05/20/2008	05/20/2008
Matrix			Aqueous	Aqueous	Aqueous	Aqueous	Aqueous
Units			ug/L	ug/L	ug/L	ug/L	ug/L
Dilution Factor			1	1	1	1	1
Analytes	MDL	PQL	Results	Results	Results	Results	Results
1,2,4-Trimethylbenzene	0.5	1.0	ND	ND	ND	ND	ND
1,3,5-Trimethylbenzene	0.5	1.0	ND	ND	ND	ND	ND
Vinyl Acetate	0.5	5.0	ND	ND	ND	ND	ND
Vinyl chloride (Chloroethene)	0.5	3.0	ND	ND	ND	ND	ND
o-Xylene	0.5	1.0	ND	ND	ND	ND	ND
m,p-Xylenes	1.0	2.0	ND	ND	ND	ND	ND
Our Lab I.D.			47416.10	47416.11	47416.12	47416.13	47416.14
Surrogates	%Rec.Limit		% Rec.	% Rec.	% Rec.	% Rec.	% Rec.
Bromofluorobenzene	75-125		113	113	112	122	113
Dibromofluoromethane	75-125		103	102	104	104	108
Toluene-d8	75-125		105	104	104	108	103



# American Environmental Testing Laboratory Inc.

2834 & 2908 North Naomi Street Burbank, CA 91504 • DOHS NO: 1541, LACSD NO: 10181  
 Tel: (888) 288-AETL • (818) 845-8200 • Fax: (818) 845-8840 • www.aetlab.com

## ANALYTICAL RESULTS

### Ordered By

Tetra Tech Inc.  
 301 Mentor Drive  
 Suite "A"  
 Santa Barbara, CA 93111-

### Site

Site 14 Lemoore NAS

Telephone: (805)681-3100

Attn: James Elliot

Page: 11

Project ID: 21384-03

Project Name: EPA Streams TO-65

AETL Job Number	Submitted	Client
47416	05/15/2008	T/TSB

Method: 8260B, Volatile Organic Compounds by GC/MS (SW846)

QC Batch No: 0519085A2

Our Lab I.D.		Method Blank	47416.15	47416.16	47416.17	47416.18	
Client Sample I.D.			ST5-7 PDS	ST5-10 PDS	NT5-2 PDS	NT5-4 PDS	
Date Sampled			05/13/2008	05/13/2008	05/13/2008	05/13/2008	
Date Prepared		05/20/2008	05/20/2008	05/20/2008	05/20/2008	05/20/2008	
Preparation Method		5030B	5030B	5030B	5030B	5030B	
Date Analyzed		05/20/2008	05/20/2008	05/20/2008	05/20/2008	05/20/2008	
Matrix		Aqueous	Aqueous	Aqueous	Aqueous	Aqueous	
Units		ug/L	ug/L	ug/L	ug/L	ug/L	
Dilution Factor		1	1	1	1	1	
Analytes	MDL	PQL	Results	Results	Results	Results	Results
Acetone	10	10	ND	ND	ND	ND	ND
Benzene	0.5	1.0	ND	ND	ND	ND	ND
Bromobenzene (Phenyl bromide)	0.5	1.0	ND	ND	ND	ND	ND
Bromochloromethane	0.5	1.0	ND	ND	ND	ND	ND
Bromodichloromethane	0.5	1.0	ND	ND	ND	ND	ND
Bromoform (Tribromomethane)	2.5	5.0	ND	ND	ND	ND	ND
Bromomethane (Methyl bromide)	1.5	3.0	ND	ND	ND	ND	ND
2-Butanone (MEK)	5.0	5.0	ND	ND	ND	ND	ND
n-Butylbenzene	0.5	1.0	ND	ND	ND	ND	ND
sec-Butylbenzene	0.5	1.0	ND	ND	ND	ND	ND
tert-Butylbenzene	0.5	1.0	ND	ND	ND	ND	ND
Carbon Disulfide	0.5	1.0	ND	ND	ND	ND	ND
Carbon tetrachloride	0.5	1.0	ND	ND	ND	ND	ND
Chlorobenzene	0.5	1.0	ND	ND	ND	ND	ND
Chloroethane	1.5	3.0	ND	ND	ND	ND	ND
2-Chloroethyl vinyl ether	2.5	5.0	ND	ND	ND	ND	ND
Chloroform (Trichloromethane)	0.5	1.0	ND	ND	ND	ND	ND
Chloromethane (Methyl chloride)	1.5	3.0	ND	ND	ND	ND	ND
2-Chlorotoluene	0.5	1.0	ND	ND	ND	ND	ND
4-Chlorotoluene	0.5	1.0	ND	ND	ND	ND	ND
1,2-Dibromo-3-chloropropane (DBCP)	2.5	5.0	ND	ND	ND	ND	ND
Dibromochloromethane	0.5	1.0	ND	ND	ND	ND	ND
1,2-Dibromoethane (EDB)	0.5	1.0	ND	ND	ND	ND	ND
Dibromomethane	0.5	1.0	ND	ND	ND	ND	ND
1,2-Dichlorobenzene	0.5	1.0	ND	ND	ND	ND	ND
1,3-Dichlorobenzene	0.5	1.0	ND	ND	ND	ND	ND
1,4-Dichlorobenzene	0.5	1.0	ND	ND	ND	ND	ND



# American Environmental Testing Laboratory Inc.

2834 & 2908 North Naomi Street Burbank, CA 91504 • DOHS NO: 1541, LACSD NO: 10181  
 Tel: (888) 288-AETL • (818) 845-8200 • Fax: (818) 845-8840 • www.aetlab.com

## ANALYTICAL RESULTS

Page: 12

Project ID: 21384-03  
 Project Name: EPA Streams TO-65

AETL Job Number	Submitted	Client
47416	05/15/2008	T/TSB

Method: 8260B, Volatile Organic Compounds by GC/MS (SW846)

QC Batch No: 0519085A2

Our Lab I.D.			Method Blank	47416.15	47416.16	47416.17	47416.18
Client Sample I.D.				ST5-7 PDS	ST5-10 PDS	NT5-2 PDS	NT5-4 PDS
Date Sampled				05/13/2008	05/13/2008	05/13/2008	05/13/2008
Date Prepared			05/20/2008	05/20/2008	05/20/2008	05/20/2008	05/20/2008
Preparation Method			5030B	5030B	5030B	5030B	5030B
Date Analyzed			05/20/2008	05/20/2008	05/20/2008	05/20/2008	05/20/2008
Matrix			Aqueous	Aqueous	Aqueous	Aqueous	Aqueous
Units			ug/L	ug/L	ug/L	ug/L	ug/L
Dilution Factor			1	1	1	1	1
Analytes	MDL	PQL	Results	Results	Results	Results	Results
Dichlorodifluoromethane	1.5	3.0	ND	ND	ND	ND	ND
1,1-Dichloroethane	0.5	1.0	ND	ND	ND	ND	ND
1,2-Dichloroethane (EDC)	0.5	1.0	ND	ND	ND	ND	ND
1,1-Dichloroethene	0.5	1.0	ND	ND	ND	ND	ND
cis-1,2-Dichloroethene	0.5	1.0	ND	ND	ND	ND	ND
trans-1,2-Dichloroethene	0.5	1.0	ND	ND	ND	ND	ND
1,2-Dichloropropane	0.5	1.0	ND	ND	ND	ND	ND
1,3-Dichloropropane	0.5	1.0	ND	ND	ND	ND	ND
2,2-Dichloropropane	0.5	1.0	ND	ND	ND	ND	ND
1,1-Dichloropropene	0.5	1.0	ND	ND	ND	ND	ND
cis-1,3-Dichloropropene	0.5	1.0	ND	ND	ND	ND	ND
trans-1,3-Dichloropropene	0.5	1.0	ND	ND	ND	ND	ND
Ethylbenzene	0.5	1.0	ND	ND	ND	ND	ND
Hexachlorobutadiene	1.5	3.0	ND	ND	ND	ND	ND
2-Hexanone	2.5	5.0	ND	ND	ND	ND	ND
Isopropylbenzene	0.5	1.0	ND	ND	ND	ND	ND
p-Isopropyltoluene	0.5	1.0	ND	ND	ND	ND	ND
4-Methyl-2-pentanone (MIBK)	2.5	5.0	ND	ND	ND	ND	ND
Methyl-tert-butyl ether (MTBE)	0.5	1.0	ND	ND	ND	ND	ND
Methylene chloride (DCM)	2.0	4.0	ND	ND	ND	ND	ND
Naphthalene	0.5	1.0	ND	ND	ND	ND	ND
n-Propylbenzene	0.5	1.0	ND	ND	ND	ND	ND
Styrene	0.5	1.0	ND	ND	ND	ND	ND
1,1,1,2-Tetrachloroethane	0.5	1.0	ND	ND	ND	ND	ND
1,1,2,2-Tetrachloroethane	0.5	1.0	ND	ND	ND	ND	ND
Tetrachloroethene	0.5	1.0	ND	ND	ND	ND	ND
Toluene (Methyl benzene)	0.5	1.0	ND	ND	ND	ND	ND
1,2,3-Trichlorobenzene	0.5	1.0	ND	ND	ND	ND	ND
1,2,4-Trichlorobenzene	0.5	1.0	ND	ND	ND	ND	ND
1,1,1-Trichloroethane	0.5	1.0	ND	ND	ND	ND	ND
1,1,2-Trichloroethane	0.5	1.0	ND	ND	ND	ND	ND
Trichloroethene	0.5	1.0	ND	ND	ND	ND	ND
Trichlorofluoromethane	0.5	1.0	ND	ND	ND	ND	ND
1,2,3-Trichloropropane	0.5	1.0	ND	ND	ND	ND	ND





# American Environmental Testing Laboratory Inc.

2834 & 2908 North Naomi Street Burbank, CA 91504 • DOHS NO: 1541, LACSD NO: 10181  
 Tel: (888) 288-AETL • (818) 845-8200 • Fax: (818) 845-8840 • www.aetlab.com

## ANALYTICAL RESULTS

Page: **13**

Project ID: 21384-03  
 Project Name: EPA Streams TO-65

AETL Job Number	Submitted	Client
47416	05/15/2008	T/TSB

Method: 8260B, Volatile Organic Compounds by GC/MS (SW846)

QC Batch No: 0519085A2

Our Lab I.D.			Method Blank	47416.15	47416.16	47416.17	47416.18
Client Sample I.D.				ST5-7 PDS	ST5-10 PDS	NT5-2 PDS	NT5-4 PDS
Date Sampled				05/13/2008	05/13/2008	05/13/2008	05/13/2008
Date Prepared			05/20/2008	05/20/2008	05/20/2008	05/20/2008	05/20/2008
Preparation Method			5030B	5030B	5030B	5030B	5030B
Date Analyzed			05/20/2008	05/20/2008	05/20/2008	05/20/2008	05/20/2008
Matrix			Aqueous	Aqueous	Aqueous	Aqueous	Aqueous
Units			ug/L	ug/L	ug/L	ug/L	ug/L
Dilution Factor			1	1	1	1	1
Analytes	MDL	PQL	Results	Results	Results	Results	Results
1,2,4-Trimethylbenzene	0.5	1.0	ND	ND	ND	ND	ND
1,3,5-Trimethylbenzene	0.5	1.0	ND	ND	ND	ND	ND
Vinyl Acetate	0.5	5.0	ND	ND	ND	ND	ND
Vinyl chloride (Chloroethene)	0.5	3.0	ND	ND	ND	ND	ND
o-Xylene	0.5	1.0	ND	ND	ND	ND	ND
m,p-Xylenes	1.0	2.0	ND	ND	ND	ND	ND
Our Lab I.D.			Method Blank	47416.15	47416.16	47416.17	47416.18
Surrogates	%Rec.Limit		% Rec.	% Rec.	% Rec.	% Rec.	% Rec.
Bromofluorobenzene	75-125		122	116	119	117	114
Dibromofluoromethane	75-125		106	104	104	97.8	96.9
Toluene-d8	75-125		103	103	106	104	104



# American Environmental Testing Laboratory Inc.

2834 & 2908 North Naomi Street Burbank, CA 91504 • DOHS NO: 1541, LACSD NO: 10181  
 Tel: (888) 288-AETL • (818) 845-8200 • Fax: (818) 845-8840 • www.aetlab.com

## ANALYTICAL RESULTS

### Ordered By

Tetra Tech Inc.  
 301 Mentor Drive  
 Suite "A"  
 Santa Barbara, CA 93111-

### Site

Site 14 Lemoore NAS

Telephone: (805)681-3100

Attn: James Elliot

Page: 14

Project ID: 21384-03

Project Name: EPA Streams TO-65

AETL Job Number	Submitted	Client
47416	05/15/2008	T/TSB

Method: 8260B, Volatile Organic Compounds by GC/MS (SW846)

QC Batch No: 0519085A2

Our Lab I.D.			47416.19	47416.20	47416.21	47416.22	47416.23
Client Sample I.D.			NT5-6 PDS	NT5-8 PDS	NT6-2 PDS	NT6-4 PDS	NT6-6 PDS
Date Sampled			05/13/2008	05/13/2008	05/13/2008	05/13/2008	05/13/2008
Date Prepared			05/20/2008	05/20/2008	05/20/2008	05/20/2008	05/20/2008
Preparation Method			5030B	5030B	5030B	5030B	5030B
Date Analyzed			05/20/2008	05/20/2008	05/20/2008	05/20/2008	05/20/2008
Matrix			Aqueous	Aqueous	Aqueous	Aqueous	Aqueous
Units			ug/L	ug/L	ug/L	ug/L	ug/L
Dilution Factor			1	1	1	1	1
Analytes	MDL	PQL	Results	Results	Results	Results	Results
Acetone	10	10	ND	ND	ND	ND	ND
Benzene	0.5	1.0	ND	ND	ND	ND	ND
Bromobenzene (Phenyl bromide)	0.5	1.0	ND	ND	ND	ND	ND
Bromochloromethane	0.5	1.0	ND	ND	ND	ND	ND
Bromodichloromethane	0.5	1.0	ND	ND	ND	ND	ND
Bromoform (Tribromomethane)	2.5	5.0	ND	ND	ND	ND	ND
Bromomethane (Methyl bromide)	1.5	3.0	ND	ND	ND	ND	ND
2-Butanone (MEK)	5.0	5.0	ND	ND	ND	ND	ND
n-Butylbenzene	0.5	1.0	ND	ND	ND	ND	ND
sec-Butylbenzene	0.5	1.0	ND	ND	ND	ND	ND
tert-Butylbenzene	0.5	1.0	ND	ND	ND	ND	ND
Carbon Disulfide	0.5	1.0	ND	ND	ND	ND	ND
Carbon tetrachloride	0.5	1.0	ND	ND	ND	ND	ND
Chlorobenzene	0.5	1.0	ND	ND	ND	ND	ND
Chloroethane	1.5	3.0	ND	ND	ND	ND	ND
2-Chloroethyl vinyl ether	2.5	5.0	ND	ND	ND	ND	ND
Chloroform (Trichloromethane)	0.5	1.0	ND	ND	ND	ND	ND
Chloromethane (Methyl chloride)	1.5	3.0	ND	ND	ND	ND	ND
2-Chlorotoluene	0.5	1.0	ND	ND	ND	ND	ND
4-Chlorotoluene	0.5	1.0	ND	ND	ND	ND	ND
1,2-Dibromo-3-chloropropane (DBCP)	2.5	5.0	ND	ND	ND	ND	ND
Dibromochloromethane	0.5	1.0	ND	ND	ND	ND	ND
1,2-Dibromoethane (EDB)	0.5	1.0	ND	ND	ND	ND	ND
Dibromomethane	0.5	1.0	ND	ND	ND	ND	ND
1,2-Dichlorobenzene	0.5	1.0	ND	ND	ND	ND	ND
1,3-Dichlorobenzene	0.5	1.0	ND	ND	ND	ND	ND
1,4-Dichlorobenzene	0.5	1.0	ND	ND	ND	ND	ND



# American Environmental Testing Laboratory Inc.

2834 & 2908 North Naomi Street Burbank, CA 91504 • DOHS NO: 1541, LACSD NO: 10181  
 Tel: (888) 288-AETL • (818) 845-8200 • Fax: (818) 845-8840 • www.aetlab.com

## ANALYTICAL RESULTS

Page: 15

Project ID: 21384-03  
 Project Name: EPA Streams TO-65

AETL Job Number	Submitted	Client
47416	05/15/2008	T/TSB

Method: 8260B, Volatile Organic Compounds by GC/MS (SW846)

QC Batch No: 0519085A2

Our Lab I.D.			47416.19	47416.20	47416.21	47416.22	47416.23
Client Sample I.D.			NT5-6 PDS	NT5-8 PDS	NT6-2 PDS	NT6-4 PDS	NT6-6 PDS
Date Sampled			05/13/2008	05/13/2008	05/13/2008	05/13/2008	05/13/2008
Date Prepared			05/20/2008	05/20/2008	05/20/2008	05/20/2008	05/20/2008
Preparation Method			5030B	5030B	5030B	5030B	5030B
Date Analyzed			05/20/2008	05/20/2008	05/20/2008	05/20/2008	05/20/2008
Matrix			Aqueous	Aqueous	Aqueous	Aqueous	Aqueous
Units			ug/L	ug/L	ug/L	ug/L	ug/L
Dilution Factor			1	1	1	1	1
Analytes	MDL	PQL	Results	Results	Results	Results	Results
Dichlorodifluoromethane	1.5	3.0	ND	ND	ND	ND	ND
1,1-Dichloroethane	0.5	1.0	ND	ND	ND	ND	ND
1,2-Dichloroethane (EDC)	0.5	1.0	ND	ND	ND	ND	ND
1,1-Dichloroethene	0.5	1.0	ND	ND	ND	ND	ND
cis-1,2-Dichloroethene	0.5	1.0	ND	ND	ND	ND	ND
trans-1,2-Dichloroethene	0.5	1.0	ND	ND	ND	ND	ND
1,2-Dichloropropane	0.5	1.0	ND	ND	ND	ND	ND
1,3-Dichloropropane	0.5	1.0	ND	ND	ND	ND	ND
2,2-Dichloropropane	0.5	1.0	ND	ND	ND	ND	ND
1,1-Dichloropropene	0.5	1.0	ND	ND	ND	ND	ND
cis-1,3-Dichloropropene	0.5	1.0	ND	ND	ND	ND	ND
trans-1,3-Dichloropropene	0.5	1.0	ND	ND	ND	ND	ND
Ethylbenzene	0.5	1.0	ND	ND	ND	ND	ND
Hexachlorobutadiene	1.5	3.0	ND	ND	ND	ND	ND
2-Hexanone	2.5	5.0	ND	ND	ND	ND	ND
Isopropylbenzene	0.5	1.0	ND	ND	ND	ND	ND
p-Isopropyltoluene	0.5	1.0	ND	ND	ND	ND	ND
4-Methyl-2-pentanone (MIBK)	2.5	5.0	ND	ND	ND	ND	ND
Methyl-tert-butyl ether (MTBE)	0.5	1.0	ND	ND	ND	ND	ND
Methylene chloride (DCM)	2.0	4.0	ND	ND	ND	ND	ND
Naphthalene	0.5	1.0	ND	ND	ND	ND	ND
n-Propylbenzene	0.5	1.0	ND	ND	ND	ND	ND
Styrene	0.5	1.0	ND	ND	ND	ND	ND
1,1,1,2-Tetrachloroethane	0.5	1.0	ND	ND	ND	ND	ND
1,1,2,2-Tetrachloroethane	0.5	1.0	ND	ND	ND	ND	ND
Tetrachloroethene	0.5	1.0	ND	ND	ND	ND	ND
Toluene (Methyl benzene)	0.5	1.0	ND	ND	ND	ND	ND
1,2,3-Trichlorobenzene	0.5	1.0	ND	ND	ND	ND	ND
1,2,4-Trichlorobenzene	0.5	1.0	ND	ND	ND	ND	ND
1,1,1-Trichloroethane	0.5	1.0	ND	ND	ND	ND	ND
1,1,2-Trichloroethane	0.5	1.0	ND	ND	ND	ND	ND
Trichloroethene	0.5	1.0	ND	ND	ND	ND	ND
Trichlorofluoromethane	0.5	1.0	ND	ND	ND	ND	ND
1,2,3-Trichloropropane	0.5	1.0	ND	ND	ND	ND	ND



# American Environmental Testing Laboratory Inc.

2834 & 2908 North Naomi Street Burbank, CA 91504 • DOHS NO: 1541, LACSD NO: 10181  
 Tel: (888) 288-AETL • (818) 845-8200 • Fax: (818) 845-8840 • www.aetlab.com

## ANALYTICAL RESULTS

Page: 16

Project ID: 21384-03  
 Project Name: EPA Streams TO-65

AETL Job Number	Submitted	Client
47416	05/15/2008	T/TSB

Method: 8260B, Volatile Organic Compounds by GC/MS (SW846)

QC Batch No: 0519085A2

Our Lab I.D.			47416.19	47416.20	47416.21	47416.22	47416.23
Client Sample I.D.			NT5-6 PDS	NT5-8 PDS	NT6-2 PDS	NT6-4 PDS	NT6-6 PDS
Date Sampled			05/13/2008	05/13/2008	05/13/2008	05/13/2008	05/13/2008
Date Prepared			05/20/2008	05/20/2008	05/20/2008	05/20/2008	05/20/2008
Preparation Method			5030B	5030B	5030B	5030B	5030B
Date Analyzed			05/20/2008	05/20/2008	05/20/2008	05/20/2008	05/20/2008
Matrix			Aqueous	Aqueous	Aqueous	Aqueous	Aqueous
Units			ug/L	ug/L	ug/L	ug/L	ug/L
Dilution Factor			1	1	1	1	1
Analytes	MDL	PQL	Results	Results	Results	Results	Results
1,2,4-Trimethylbenzene	0.5	1.0	ND	ND	ND	ND	ND
1,3,5-Trimethylbenzene	0.5	1.0	ND	ND	ND	ND	ND
Vinyl Acetate	0.5	5.0	ND	ND	ND	ND	ND
Vinyl chloride (Chloroethene)	0.5	3.0	ND	ND	ND	ND	ND
o-Xylene	0.5	1.0	ND	ND	ND	ND	ND
m,p-Xylenes	1.0	2.0	ND	ND	ND	ND	ND
Our Lab I.D.			47416.19	47416.20	47416.21	47416.22	47416.23
Surrogates	%Rec.Limit		% Rec.	% Rec.	% Rec.	% Rec.	% Rec.
Bromofluorobenzene	75-125		117	116	118	117	116
Dibromofluoromethane	75-125		102	106	101	103	101
Toluene-d8	75-125		103	102	104	103	99.1



# American Environmental Testing Laboratory Inc.

2834 & 2908 North Naomi Street Burbank, CA 91504 • DOHS NO: 1541, LACSD NO: 10181  
 Tel: (888) 288-AETL • (818) 845-8200 • Fax: (818) 845-8840 • www.aetlab.com

## ANALYTICAL RESULTS

### Ordered By

Tetra Tech Inc.  
 301 Mentor Drive  
 Suite "A"  
 Santa Barbara, CA 93111-

### Site

Site 14 Lemoore NAS

Telephone: (805)681-3100

Attn: James Elliot

Page: 17

Project ID: 21384-03

Project Name: EPA Streams TO-65

AETL Job Number	Submitted	Client
47416	05/15/2008	T/TSB

Method: 8260B, Volatile Organic Compounds by GC/MS (SW846)

QC Batch No: 0519085A2

Our Lab I.D.	47416.24		
Client Sample I.D.	NT6-8 PDS		
Date Sampled	05/13/2008		
Date Prepared	05/20/2008		
Preparation Method	5030B		
Date Analyzed	05/20/2008		
Matrix	Aqueous		
Units	ug/L		
Dilution Factor	1		
Analytes	MDL	PQL	Results
Acetone	10	10	ND
Benzene	0.5	1.0	ND
Bromobenzene (Phenyl bromide)	0.5	1.0	ND
Bromochloromethane	0.5	1.0	ND
Bromodichloromethane	0.5	1.0	ND
Bromoform (Tribromomethane)	2.5	5.0	ND
Bromomethane (Methyl bromide)	1.5	3.0	ND
2-Butanone (MEK)	5.0	5.0	ND
n-Butylbenzene	0.5	1.0	ND
sec-Butylbenzene	0.5	1.0	ND
tert-Butylbenzene	0.5	1.0	ND
Carbon Disulfide	0.5	1.0	ND
Carbon tetrachloride	0.5	1.0	ND
Chlorobenzene	0.5	1.0	ND
Chloroethane	1.5	3.0	ND
2-Chloroethyl vinyl ether	2.5	5.0	ND
Chloroform (Trichloromethane)	0.5	1.0	ND
Chloromethane (Methyl chloride)	1.5	3.0	ND
2-Chlorotoluene	0.5	1.0	ND
4-Chlorotoluene	0.5	1.0	ND
1,2-Dibromo-3-chloropropane (DBCP)	2.5	5.0	ND
Dibromochloromethane	0.5	1.0	ND
1,2-Dibromoethane (EDB)	0.5	1.0	ND
Dibromomethane	0.5	1.0	ND
1,2-Dichlorobenzene	0.5	1.0	ND
1,3-Dichlorobenzene	0.5	1.0	ND
1,4-Dichlorobenzene	0.5	1.0	ND



# American Environmental Testing Laboratory Inc.

2834 & 2908 North Naomi Street Burbank, CA 91504 • DOHS NO: 1541, LACSD NO: 10181  
 Tel: (888) 288-AETL • (818) 845-8200 • Fax: (818) 845-8840 • www.aetlab.com

## ANALYTICAL RESULTS

Page: 18

Project ID: 21384-03  
 Project Name: EPA Streams TO-65

AETL Job Number	Submitted	Client
47416	05/15/2008	T/TSB

Method: 8260B, Volatile Organic Compounds by GC/MS (SW846)

QC Batch No: 0519085A2

Our Lab I.D.			47416.24			
Client Sample I.D.			NT6-8 PDS			
Date Sampled			05/13/2008			
Date Prepared			05/20/2008			
Preparation Method			5030B			
Date Analyzed			05/20/2008			
Matrix			Aqueous			
Units			ug/L			
Dilution Factor			1			
Analytes	MDL	PQL	Results			
Dichlorodifluoromethane	1.5	3.0	ND			
1,1-Dichloroethane	0.5	1.0	ND			
1,2-Dichloroethane (EDC)	0.5	1.0	ND			
1,1-Dichloroethene	0.5	1.0	ND			
cis-1,2-Dichloroethene	0.5	1.0	ND			
trans-1,2-Dichloroethene	0.5	1.0	ND			
1,2-Dichloropropane	0.5	1.0	ND			
1,3-Dichloropropane	0.5	1.0	ND			
2,2-Dichloropropane	0.5	1.0	ND			
1,1-Dichloropropene	0.5	1.0	ND			
cis-1,3-Dichloropropene	0.5	1.0	ND			
trans-1,3-Dichloropropene	0.5	1.0	ND			
Ethylbenzene	0.5	1.0	ND			
Hexachlorobutadiene	1.5	3.0	ND			
2-Hexanone	2.5	5.0	ND			
Isopropylbenzene	0.5	1.0	ND			
p-Isopropyltoluene	0.5	1.0	ND			
4-Methyl-2-pentanone (MIBK)	2.5	5.0	ND			
Methyl-tert-butyl ether (MTBE)	0.5	1.0	ND			
Methylene chloride (DCM)	2.0	4.0	ND			
Naphthalene	0.5	1.0	ND			
n-Propylbenzene	0.5	1.0	ND			
Styrene	0.5	1.0	ND			
1,1,1,2-Tetrachloroethane	0.5	1.0	ND			
1,1,2,2-Tetrachloroethane	0.5	1.0	ND			
Tetrachloroethene	0.5	1.0	ND			
Toluene (Methyl benzene)	0.5	1.0	ND			
1,2,3-Trichlorobenzene	0.5	1.0	ND			
1,2,4-Trichlorobenzene	0.5	1.0	ND			
1,1,1-Trichloroethane	0.5	1.0	ND			
1,1,2-Trichloroethane	0.5	1.0	ND			
Trichloroethene	0.5	1.0	ND			
Trichlorofluoromethane	0.5	1.0	ND			
1,2,3-Trichloropropane	0.5	1.0	ND			



# American Environmental Testing Laboratory Inc.

2834 & 2908 North Naomi Street Burbank, CA 91504 • DOHS NO: 1541, LACSD NO: 10181  
 Tel: (888) 288-AETL • (818) 845-8200 • Fax: (818) 845-8840 • www.aetlab.com

## ANALYTICAL RESULTS

Page: 19

Project ID: 21384-03  
 Project Name: EPA Streams TO-65

AETL Job Number	Submitted	Client
47416	05/15/2008	T/TSB

Method: 8260B, Volatile Organic Compounds by GC/MS (SW846)

QC Batch No: 0519085A2

<b>Our Lab I.D.</b>			<b>47416.24</b>				
Client Sample I.D.			NT6-8 PDS				
Date Sampled			05/13/2008				
Date Prepared			05/20/2008				
Preparation Method			5030B				
Date Analyzed			05/20/2008				
Matrix			Aqueous				
Units			ug/L				
Dilution Factor			1				
<b>Analytes</b>	<b>MDL</b>	<b>PQL</b>	<b>Results</b>				
1,2,4-Trimethylbenzene	0.5	1.0	ND				
1,3,5-Trimethylbenzene	0.5	1.0	ND				
Vinyl Acetate	0.5	5.0	ND				
Vinyl chloride (Chloroethene)	0.5	3.0	ND				
o-Xylene	0.5	1.0	ND				
m,p-Xylenes	1.0	2.0	ND				
<b>Our Lab I.D.</b>			<b>47416.24</b>				
<b>Surrogates</b>	<b>%Rec.Limit</b>		<b>% Rec.</b>				
Bromofluorobenzene	75-125		120				
Dibromofluoromethane	75-125		109				
Toluene-d8	75-125		104				



# American Environmental Testing Laboratory Inc.

2834 & 2908 North Naomi Street Burbank, CA 91504 • DOHS NO: 1541, LACSD NO: 10181  
 Tel: (888) 288-AETL • (818) 845-8200 • Fax: (818) 845-8840 • www.aetlab.com

## ANALYTICAL RESULTS

### Ordered By

Tetra Tech Inc.  
 301 Mentor Drive  
 Suite "A"  
 Santa Barbara, CA 93111-

### Site

Site 14 Lemoore NAS

Telephone: (805)681-3100

Attn: James Elliot

Page: 20

Project ID: 21384-03

Project Name: EPA Streams TO-65

AETL Job Number	Submitted	Client
47416	05/15/2008	T/TSB

Method: 8260B, Volatile Organic Compounds by GC/MS (SW846)

## QUALITY CONTROL REPORT

QC Batch No: 0519085A1; Dup or Spiked Sample: B0519085A1; LCS: Clean Water; QC Prepared: 05/19/2008; QC Analyzed: 05/20/2008;  
 Units: ppb

Analytes	MS Concen	MS Recov	MS % REC	MS DUP Concen	MS DUP Recov	MS DUP % REC	RPD %	MS/MSD % Limit	MS RPD % Limit
Benzene	50.00	49.40	98.8	50.00	49.10	98.2	<1	75-125	<20
Chlorobenzene	50.00	44.60	89.2	50.00	44.50	89.0	<1	75-125	<20
1,1-Dichloroethene	50.00	51.00	102	50.00	52.70	105	2.90	75-125	<20
Methyl-tert-butyl ether (MTBE)	50.00	53.00	106	50.00	53.60	107	<1	75-125	<20
Toluene (Methyl benzene)	50.00	45.20	90.4	50.00	45.30	90.6	<1	75-125	<20
Trichloroethene	50.00	48.60	97.2	50.00	48.60	97.2	<1	75-125	<20

QC Batch No: 0519085A1; Dup or Spiked Sample: B0519085A1; LCS: Clean Water; QC Prepared: 05/19/2008; QC Analyzed: 05/20/2008;  
 Units: ppb

Analytes	LCS Concen	LCS Recov	LCS % REC	LCS/LCSD % Limit
Benzene	50.00	50.80	102	75-125
Chlorobenzene	50.00	46.00	92.0	75-125
1,1-Dichloroethene	50.00	51.50	103	75-125
Methyl-tert-butyl ether (MTBE)	50.00	51.10	102	75-125
Toluene (Methyl benzene)	50.00	46.90	93.8	75-125
Trichloroethene	50.00	50.60	101	75-125
<b>LCS</b>				
Chloroform (Trichloromethane)	50.00	51.30	103	75-125
Ethylbenzene	50.00	50.70	101	75-125
1,1,1-Trichloroethane	50.00	54.70	109	75-125
o-Xylene	50.00	51.90	104	75-125
m,p-Xylenes	100.00	103.00	103	75-125





# American Environmental Testing Laboratory Inc.

2834 & 2908 North Naomi Street Burbank, CA 91504 • DOHS NO: 1541, LACSD NO: 10181  
 Tel: (888) 288-AETL • (818) 845-8200 • Fax: (818) 845-8840 • www.aetlab.com

## ANALYTICAL RESULTS

### Ordered By

Tetra Tech Inc.  
 301 Mentor Drive  
 Suite "A"  
 Santa Barbara, CA 93111-

### Site

Site 14 Lemoore NAS

Telephone: (805)681-3100

Attn: James Elliot

Page: **21**

Project ID: 21384-03

Project Name: EPA Streams TO-65

AETL Job Number	Submitted	Client
47416	05/15/2008	T/TSB

Method: 8260B, Volatile Organic Compounds by GC/MS (SW846)

## QUALITY CONTROL REPORT

QC Batch No: 0519085A2; Dup or Spiked Sample: B0519085A2; LCS: Clean Water; QC Prepared: 05/20/2008; QC Analyzed: 05/20/2008;  
 Units: ppb

Analytes	MS Concen	MS Recov	MS % REC	MS DUP Concen	MS DUP Recov	MS DUP % REC	RPD %	MS/MSD % Limit	MS RPD % Limit
Benzene	50.00	49.90	99.8	50.00	48.10	96.2	3.67	75-125	<20
Chlorobenzene	50.00	45.40	90.8	50.00	44.90	89.8	1.11	75-125	<20
1,1-Dichloroethene	50.00	48.20	96.4	50.00	50.00	100	3.67	75-125	<20
Methyl-tert-butyl ether (MTBE)	50.00	57.10	114	50.00	56.40	113	<1	75-125	<20
Toluene (Methyl benzene)	50.00	45.70	91.4	50.00	44.50	89.0	2.66	75-125	<20
Trichloroethene	50.00	49.50	99.0	50.00	52.50	105	5.88	75-125	<20

QC Batch No: 0519085A2; Dup or Spiked Sample: B0519085A2; LCS: Clean Water; QC Prepared: 05/20/2008; QC Analyzed: 05/20/2008;  
 Units: ppb

Analytes	LCS Concen	LCS Recov	LCS % REC	LCS/LCSD % Limit
Benzene	50.00	52.70	105	75-125
Chlorobenzene	50.00	47.20	94.4	75-125
1,1-Dichloroethene	50.00	49.00	98.0	75-125
Methyl-tert-butyl ether (MTBE)	50.00	57.00	114	75-125
Toluene (Methyl benzene)	50.00	47.30	94.6	75-125
Trichloroethene	50.00	52.40	105	75-125
<b>LCS</b>				
Chloroform (Trichloromethane)	50.00	56.10	112	75-125
Ethylbenzene	50.00	52.10	104	75-125
1,1,1-Trichloroethane	50.00	58.60	117	75-125
o-Xylene	50.00	54.50	109	75-125
m,p-Xylenes	100.00	107.00	107	75-125



## American Environmental Testing Laboratory Inc.

2834 & 2908 North Naomi Street Burbank, CA 91504 • DOHS NO: 1541, LACSD NO: 10181  
Tel: (888) 288-AETL • (818) 845-8200 • Fax: (818) 845-8840 • www.aetlab.com

### Ordered By

Tetra Tech Inc.  
301 Mentor Drive Suite "A"  
Santa Barbara, CA 93111-

Number of Pages 28  
Date Received 06/17/2008  
Date Reported 06/30/2008

Telephone: (805)681-3100  
Attention: James Elliot

Job Number	Order Date	Client
47890	06/17/2008	T/TSB

Project ID: 21384-03  
Project Name: EPA Streams TO-65  
Site: Site 14 Lemoore NAS

Enclosed please find results of analyses of 25 water samples which were analyzed as specified on the attached chain of custody. If there are any questions, please do not hesitate to call.

Checked By: \_\_\_\_\_

Approved By: \_\_\_\_\_

Cyrus Razmara, Ph.D.  
Laboratory Director



# American Environmental Testing Laboratory Inc.

2834 & 2908 North Naomi Street, Burbank, CA 91504 • DOHS NO: 1541, LACSD NO: 10181  
Tel: (888) 288-AETL • (818) 845-8200 • Fax: (818) 845-8840 • www.aetlab.com

# CHAIN OF CUSTODY RECORD

No. 52285

Page 2 of 2

47890

COMPANY: Tetra Tech  
 PROJECT MANAGER: James Elliot  
 COMPANY ADDRESS: 301 Mentor Dr, Suite A, Santa Barbara, CA 93105  
 PHONE: 805-681-3100 FAX: 805-681-3108  
 PROJECT NAME: Streams TO 65  
 PROJECT #: 21384-03  
 SITE NAME AND ADDRESS: Site 14 Lemoore NAS  
 PO #:

AETL JOB No.

ANALYSIS REQUESTED		TEST INSTRUCTIONS & COMMENTS
5W8260 VOS		
X		47890.16
X		47890.17
X		47890.18
X		47890.19
X		47890.20
X		47890.21
X		47890.22
X		47890.23
X		47890.24
X		47890.25

SAMPLE ID	LAB ID	DATE	TIME	MATRIX	CONTAINER NUMBER/SIZE	PRES.
1 ST5-10 PDS		6/13/08	1020	Water	1 / 40 mL	Na <sub>2</sub> PO <sub>4</sub>
2 NT5-2 PDS			1135			
3 NT5-4 PDS			1140			
4 NT5-6 PDS			1145			
5 NT5-8 PDS			1150			
6 NT6-2 PDS			1155			
7 NT6-4 PDS			1200			
8 NT6-6 PDS			1205			
9 NT6-8 PDS			1210			
10 TBI-PDS			0800		2 / 40 mL	HCl
11						
12						
13						
14						
15						

**SAMPLE RECEIPT - TO BE FILLED BY LABORATORY**

TOTAL NUMBER OF CONTAINERS: 11 of 26  
 PROPERLY COOLED Y / N / NA  
 CUSTODY SEALS Y / N / NA  
 SAMPLES INTACT Y / N / NA  
 RECEIVED IN GOOD COND. Y / N  
 SAMPLES ACCEPTED Y / N

TURN AROUND TIME  
 SAME DAY  
 RUSH  
 2 DAYS  
 3 DAYS

RELINQUISHED BY SAMPLER: Signature: Chris Crosby  
 Printed Name: Chris Crosby  
 Date: 6/16/08 Time: 1430

RELINQUISHED BY: 1. Signature: [Blank]  
 Printed Name: [Blank]  
 Date: [Blank] Time: [Blank]

RELINQUISHED BY: 2. Signature: [Blank]  
 Printed Name: [Blank]  
 Date: [Blank] Time: [Blank]

RELINQUISHED BY: 3. Signature: [Blank]  
 Printed Name: [Blank]  
 Date: [Blank] Time: [Blank]

RECEIVED BY: 1. Signature: [Blank]  
 Printed Name: [Blank]  
 Date: [Blank] Time: [Blank]

RECEIVED BY: 2. Signature: [Blank]  
 Printed Name: [Blank]  
 Date: [Blank] Time: [Blank]

RECEIVED BY: 3. Signature: [Blank]  
 Printed Name: [Blank]  
 Date: 6/17/08 Time: 10:00

DISTRIBUTION: WHITE - Laboratory, CANARY - Laboratory, PINK - Project/Account Manager, YELLOW - Sampler/Originator



**American Environmental Testing Laboratory Inc.**  
 2834 & 2908 North Naomi Street, Burbank, CA 91504 • DOHS NO: 1541, LACSD NO: 10181  
 Tel: (888) 288-AETL • (818) 845-8200 • Fax: (818) 845-8840 • www.aetlab.com

**CHAIN OF CUSTODY RECORD**  
**No. 52287**

47890

Page 1 of 2

COMPANY: Tetra Tech PROJECT MANAGER: James Elliot  
 COMPANY ADDRESS: 301 Mentor Dr., Suite A, Santa Barbara, CA 93105 PHONE: 805-681-3100 FAX: 805-681-3108  
 PROJECT NAME: Streams T065 PROJECT #: 21384-03  
 SITE NAME AND ADDRESS: Site 14 Lemoore NAS PO #

SAMPLE ID	LAB ID	DATE	TIME	MATRIX	CONTAINER NUMBER/SIZE	PRES.	ANALYSIS REQUESTED			TEST INSTRUCTIONS & COMMENTS
							1	2	3	
1	ST1-2PDS	6/13/08	0945	Water	1 / 40 mL	Na <sub>3</sub> PO <sub>4</sub>	X			47890.01
2	ST1-4PDS		1005				X			47890.02
3	ST1-7PDS		1010				X			47890.03
4	ST1-10PDS		1015				X			47890.04
5	ST2-2PDS		1025				X			47890.05
6	ST2-4PDS		1030				X			47890.06
7	ST2-7PDS		1035				X			47890.07
8	ST2-10PDS		1040				X			47890.08
9	ST3-2PDS		1045				X			47890.09
10	ST3-4PDS		1050				X			47890.10
11	ST3-7PDS		1055				X			47890.11
12	ST3-10PDS		1100				X			47890.12
13	ST5-2PDS		1105				X			47890.13
14	ST5-4PDS		1110				X			47890.14
15	ST5-7PDS		1115				X			47890.15

**SAMPLE RECEIPT - TO BE FILLED BY LABORATORY**

TOTAL NUMBER OF CONTAINERS: 15 of 26 PROPERLY COOLED Y/N/NA  
 CUSTODY SEALS Y/N/NA: \_\_\_\_\_ SAMPLES INTACT Y/N/NA  
 RECEIVED IN GOOD COND. Y/N: \_\_\_\_\_ SAMPLES ACCEPTED Y/N

TURN AROUND TIME: \_\_\_\_\_

NORMAL  RUSH  SAME DAY  2 DAYS  NEXT DAY  3 DAYS

RELINQUISHED BY SAMPLER:	RELINQUISHED BY:	RELINQUISHED BY:
Signature: <u>Chris Crosby</u> Printed Name: <u>Chris Crosby</u> Date: <u>6/16/08</u> Time: <u>1430</u>	Signature: _____ Printed Name: _____ Date: _____ Time: _____	Signature: _____ Printed Name: _____ Date: _____ Time: _____

RECEIVED BY: 1. \_\_\_\_\_ 2. \_\_\_\_\_ 3. \_\_\_\_\_

RECEIVED BY LABORATORY: \_\_\_\_\_

Signature: \_\_\_\_\_  
Printed Name: \_\_\_\_\_  
Date: 6/17/08 Time: 6:00

DISTRIBUTION: WHITE - Laboratory, CANARY - Laboratory, PINK - Project/Account Manager, YELLOW - Sampler/Originator



# American Environmental Testing Laboratory Inc.

2834 & 2908 North Naomi Street Burbank, CA 91504 • DOHS NO: 1541, LACSD NO: 10181  
 Tel: (888) 288-AETL • (818) 845-8200 • Fax: (818) 845-8840 • www.aetlab.com

## ANALYTICAL RESULTS

### Ordered By

Tetra Tech Inc.  
 301 Mentor Drive  
 Suite "A"  
 Santa Barbara, CA 93111-

### Site

Site 14 Lemoore NAS

Telephone: (805)681-3100

Attn: James Elliot

Page: 2

Project ID: 21384-03

Project Name: EPA Streams TO-65

AETL Job Number	Submitted	Client
47890	06/17/2008	T/TSB

Method: 8260B, Volatile Organic Compounds by GC/MS (SW846)

QC Batch No: 0619081A1

Our Lab I.D.		Method Blank	47890.01	47890.02	47890.03	47890.04	
Client Sample I.D.			ST1-2PDS	ST1-4PDS	ST1-7PDS	ST1-10PDS	
Date Sampled			06/13/2008	06/13/2008	06/13/2008	06/13/2008	
Date Prepared		06/19/2008	06/19/2008	06/19/2008	06/19/2008	06/19/2008	
Preparation Method		5030B	5030B	5030B	5030B	5030B	
Date Analyzed		06/19/2008	06/19/2008	06/19/2008	06/19/2008	06/19/2008	
Matrix		Aqueous	Aqueous	Aqueous	Aqueous	Aqueous	
Units		ug/L	ug/L	ug/L	ug/L	ug/L	
Dilution Factor		1	1	1	1	1	
Analytes	MDL	PQL	Results	Results	Results	Results	Results
Acetone	10	10	ND	ND	ND	ND	ND
Benzene	0.5	1.0	ND	ND	ND	ND	ND
Bromobenzene (Phenyl bromide)	0.5	1.0	ND	ND	ND	ND	ND
Bromochloromethane	0.5	1.0	ND	ND	ND	ND	ND
Bromodichloromethane	0.5	1.0	ND	ND	ND	ND	ND
Bromoform (Tribromomethane)	2.5	5.0	ND	ND	ND	ND	ND
Bromomethane (Methyl bromide)	1.5	3.0	ND	ND	ND	ND	ND
2-Butanone (MEK)	5.0	5.0	ND	ND	ND	ND	ND
n-Butylbenzene	0.5	1.0	ND	ND	ND	ND	ND
sec-Butylbenzene	0.5	1.0	ND	ND	ND	ND	ND
tert-Butylbenzene	0.5	1.0	ND	ND	ND	ND	ND
Carbon Disulfide	0.5	1.0	ND	ND	ND	ND	ND
Carbon tetrachloride	0.5	1.0	ND	ND	ND	ND	ND
Chlorobenzene	0.5	1.0	ND	ND	ND	ND	ND
Chloroethane	1.5	3.0	ND	ND	ND	ND	ND
2-Chloroethyl vinyl ether	2.5	5.0	ND	ND	ND	ND	ND
Chloroform (Trichloromethane)	0.5	1.0	ND	ND	0.840J	1.36	1.00
Chloromethane (Methyl chloride)	1.5	3.0	ND	ND	ND	ND	ND
2-Chlorotoluene	0.5	1.0	ND	ND	ND	ND	ND
4-Chlorotoluene	0.5	1.0	ND	ND	ND	ND	ND
1,2-Dibromo-3-chloropropane (DBCP)	2.5	5.0	ND	ND	ND	ND	ND
Dibromochloromethane	0.5	1.0	ND	ND	ND	ND	ND
1,2-Dibromoethane (EDB)	0.5	1.0	ND	ND	ND	ND	ND
Dibromomethane	0.5	1.0	ND	ND	ND	ND	ND
1,2-Dichlorobenzene	0.5	1.0	ND	ND	ND	ND	ND
1,3-Dichlorobenzene	0.5	1.0	ND	ND	ND	ND	ND
1,4-Dichlorobenzene	0.5	1.0	ND	ND	ND	ND	ND



# American Environmental Testing Laboratory Inc.

2834 & 2908 North Naomi Street Burbank, CA 91504 • DOHS NO: 1541, LACSD NO: 10181  
 Tel: (888) 288-AETL • (818) 845-8200 • Fax: (818) 845-8840 • www.aetlab.com

## ANALYTICAL RESULTS

Page: **3**

Project ID: 21384-03  
 Project Name: EPA Streams TO-65

AETL Job Number	Submitted	Client
47890	06/17/2008	T/TSB

Method: 8260B, Volatile Organic Compounds by GC/MS (SW846)

QC Batch No: 0619081A1

Our Lab I.D.			Method Blank	47890.01	47890.02	47890.03	47890.04
Client Sample I.D.				ST1-2PDS	ST1-4PDS	ST1-7PDS	ST1-10PDS
Date Sampled				06/13/2008	06/13/2008	06/13/2008	06/13/2008
Date Prepared			06/19/2008	06/19/2008	06/19/2008	06/19/2008	06/19/2008
Preparation Method			5030B	5030B	5030B	5030B	5030B
Date Analyzed			06/19/2008	06/19/2008	06/19/2008	06/19/2008	06/19/2008
Matrix			Aqueous	Aqueous	Aqueous	Aqueous	Aqueous
Units			ug/L	ug/L	ug/L	ug/L	ug/L
Dilution Factor			1	1	1	1	1
Analytes	MDL	PQL	Results	Results	Results	Results	Results
Dichlorodifluoromethane	1.5	3.0	ND	ND	ND	ND	ND
1,1-Dichloroethane	0.5	1.0	ND	ND	ND	0.570J	ND
1,2-Dichloroethane (EDC)	0.5	1.0	ND	ND	ND	ND	ND
1,1-Dichloroethene	0.5	1.0	ND	ND	0.540J	1.08	0.780J
cis-1,2-Dichloroethene	0.5	1.0	ND	ND	1.22	1.96	1.49
trans-1,2-Dichloroethene	0.5	1.0	ND	ND	ND	ND	ND
1,2-Dichloropropane	0.5	1.0	ND	ND	ND	ND	ND
1,3-Dichloropropane	0.5	1.0	ND	ND	ND	ND	ND
2,2-Dichloropropane	0.5	1.0	ND	ND	ND	ND	ND
1,1-Dichloropropene	0.5	1.0	ND	ND	ND	ND	ND
cis-1,3-Dichloropropene	0.5	1.0	ND	ND	ND	ND	ND
trans-1,3-Dichloropropene	0.5	1.0	ND	ND	ND	ND	ND
Ethylbenzene	0.5	1.0	ND	ND	ND	ND	ND
Hexachlorobutadiene	1.5	3.0	ND	ND	ND	ND	ND
2-Hexanone	2.5	5.0	ND	ND	ND	ND	ND
Isopropylbenzene	0.5	1.0	ND	ND	ND	ND	ND
p-Isopropyltoluene	0.5	1.0	ND	ND	ND	ND	ND
4-Methyl-2-pentanone (MIBK)	2.5	5.0	ND	ND	ND	ND	ND
Methyl-tert-butyl ether (MTBE)	0.5	1.0	ND	ND	ND	ND	ND
Methylene chloride (DCM)	2.0	4.0	ND	ND	ND	ND	ND
Naphthalene	0.5	1.0	ND	ND	ND	ND	ND
n-Propylbenzene	0.5	1.0	ND	ND	ND	ND	ND
Styrene	0.5	1.0	ND	ND	ND	ND	ND
1,1,1,2-Tetrachloroethane	0.5	1.0	ND	ND	ND	ND	ND
1,1,2,2-Tetrachloroethane	0.5	1.0	ND	ND	ND	ND	ND
Tetrachloroethene	0.5	1.0	ND	ND	0.510J	1.26	ND
Toluene (Methyl benzene)	0.5	1.0	ND	ND	ND	ND	ND
1,2,3-Trichlorobenzene	0.5	1.0	ND	ND	ND	ND	ND
1,2,4-Trichlorobenzene	0.5	1.0	ND	ND	ND	ND	ND
1,1,1-Trichloroethane	0.5	1.0	ND	ND	ND	ND	ND
1,1,2-Trichloroethane	0.5	1.0	ND	ND	ND	ND	ND
Trichloroethene	0.5	1.0	ND	10.7	81.0	161	87.1
Trichlorofluoromethane	0.5	1.0	ND	ND	ND	ND	ND
1,2,3-Trichloropropane	0.5	1.0	ND	ND	ND	ND	ND



# American Environmental Testing Laboratory Inc.

2834 & 2908 North Naomi Street Burbank, CA 91504 • DOHS NO: 1541, LACSD NO: 10181  
 Tel: (888) 288-AETL • (818) 845-8200 • Fax: (818) 845-8840 • www.aetlab.com

## ANALYTICAL RESULTS

Page: 4

Project ID: 21384-03  
 Project Name: EPA Streams TO-65

AETL Job Number	Submitted	Client
47890	06/17/2008	T/TSB

Method: 8260B, Volatile Organic Compounds by GC/MS (SW846)

QC Batch No: 0619081A1

Our Lab I.D.			Method Blank	47890.01	47890.02	47890.03	47890.04
Client Sample I.D.				ST1-2PDS	ST1-4PDS	ST1-7PDS	ST1-10PDS
Date Sampled				06/13/2008	06/13/2008	06/13/2008	06/13/2008
Date Prepared			06/19/2008	06/19/2008	06/19/2008	06/19/2008	06/19/2008
Preparation Method			5030B	5030B	5030B	5030B	5030B
Date Analyzed			06/19/2008	06/19/2008	06/19/2008	06/19/2008	06/19/2008
Matrix			Aqueous	Aqueous	Aqueous	Aqueous	Aqueous
Units			ug/L	ug/L	ug/L	ug/L	ug/L
Dilution Factor			1	1	1	1	1
Analytes	MDL	PQL	Results	Results	Results	Results	Results
1,2,4-Trimethylbenzene	0.5	1.0	ND	ND	ND	ND	ND
1,3,5-Trimethylbenzene	0.5	1.0	ND	ND	ND	ND	ND
Vinyl Acetate	0.5	5.0	ND	ND	ND	ND	ND
Vinyl chloride (Chloroethene)	0.5	3.0	ND	ND	ND	ND	ND
o-Xylene	0.5	1.0	ND	ND	ND	ND	ND
m,p-Xylenes	1.0	2.0	ND	ND	ND	ND	ND
Our Lab I.D.			Method Blank	47890.01	47890.02	47890.03	47890.04
Surrogates	%Rec.Limit		% Rec.	% Rec.	% Rec.	% Rec.	% Rec.
Bromofluorobenzene	75-125		110	117	116	119	109
Dibromofluoromethane	75-125		86.2	84.9	87.5	87.5	83.9
Toluene-d8	75-125		118	119	120	116	118



# American Environmental Testing Laboratory Inc.

2834 & 2908 North Naomi Street Burbank, CA 91504 • DOHS NO: 1541, LACSD NO: 10181  
 Tel: (888) 288-AETL • (818) 845-8200 • Fax: (818) 845-8840 • www.aetlab.com

## ANALYTICAL RESULTS

### Ordered By

Tetra Tech Inc.  
 301 Mentor Drive  
 Suite "A"  
 Santa Barbara, CA 93111-

### Site

Site 14 Lemoore NAS

Telephone: (805)681-3100

Attn: James Elliot

Page: 5

Project ID: 21384-03

Project Name: EPA Streams TO-65

AETL Job Number	Submitted	Client
47890	06/17/2008	T/TSB

Method: 8260B, Volatile Organic Compounds by GC/MS (SW846)

QC Batch No: 0619081A1

Our Lab I.D.			47890.05	47890.06	47890.07	47890.08	47890.09
Client Sample I.D.			ST2-2PDS	ST2-4PDS	ST2-7PDS	ST2-10PDS	ST3-2PDS
Date Sampled			06/13/2008	06/13/2008	06/13/2008	06/13/2008	06/13/2008
Date Prepared			06/19/2008	06/19/2008	06/19/2008	06/19/2008	06/19/2008
Preparation Method			5030B	5030B	5030B	5030B	5030B
Date Analyzed			06/19/2008	06/19/2008	06/19/2008	06/19/2008	06/19/2008
Matrix			Aqueous	Aqueous	Aqueous	Aqueous	Aqueous
Units			ug/L	ug/L	ug/L	ug/L	ug/L
Dilution Factor			1	1	1	1	1
Analytes	MDL	PQL	Results	Results	Results	Results	Results
Acetone	10	10	ND	ND	ND	ND	ND
Benzene	0.5	1.0	ND	ND	ND	ND	ND
Bromobenzene (Phenyl bromide)	0.5	1.0	ND	ND	ND	ND	ND
Bromochloromethane	0.5	1.0	ND	ND	ND	ND	ND
Bromodichloromethane	0.5	1.0	ND	ND	ND	ND	ND
Bromoform (Tribromomethane)	2.5	5.0	ND	ND	ND	ND	ND
Bromomethane (Methyl bromide)	1.5	3.0	ND	ND	ND	ND	ND
2-Butanone (MEK)	5.0	5.0	ND	ND	ND	ND	ND
n-Butylbenzene	0.5	1.0	ND	ND	ND	ND	ND
sec-Butylbenzene	0.5	1.0	ND	ND	ND	ND	ND
tert-Butylbenzene	0.5	1.0	ND	ND	ND	ND	ND
Carbon Disulfide	0.5	1.0	ND	ND	ND	ND	ND
Carbon tetrachloride	0.5	1.0	ND	ND	ND	ND	ND
Chlorobenzene	0.5	1.0	ND	ND	ND	ND	ND
Chloroethane	1.5	3.0	ND	ND	ND	ND	ND
2-Chloroethyl vinyl ether	2.5	5.0	ND	ND	ND	ND	ND
Chloroform (Trichloromethane)	0.5	1.0	ND	2.50	1.41	0.520J	ND
Chloromethane (Methyl chloride)	1.5	3.0	ND	ND	ND	ND	ND
2-Chlorotoluene	0.5	1.0	ND	ND	ND	ND	ND
4-Chlorotoluene	0.5	1.0	ND	ND	ND	ND	ND
1,2-Dibromo-3-chloropropane (DBCP)	2.5	5.0	ND	ND	ND	ND	ND
Dibromochloromethane	0.5	1.0	ND	ND	ND	ND	ND
1,2-Dibromoethane (EDB)	0.5	1.0	ND	ND	ND	ND	ND
Dibromomethane	0.5	1.0	ND	ND	ND	ND	ND
1,2-Dichlorobenzene	0.5	1.0	ND	ND	ND	ND	ND
1,3-Dichlorobenzene	0.5	1.0	ND	ND	ND	ND	ND
1,4-Dichlorobenzene	0.5	1.0	ND	ND	ND	ND	ND





# American Environmental Testing Laboratory Inc.

2834 & 2908 North Naomi Street Burbank, CA 91504 • DOHS NO: 1541, LACSD NO: 10181  
 Tel: (888) 288-AETL • (818) 845-8200 • Fax: (818) 845-8840 • www.aetlab.com

## ANALYTICAL RESULTS

Page: 6

Project ID: 21384-03  
 Project Name: EPA Streams TO-65

AETL Job Number	Submitted	Client
47890	06/17/2008	T/TSB

Method: 8260B, Volatile Organic Compounds by GC/MS (SW846)

QC Batch No: 0619081A1

Our Lab I.D.			47890.05	47890.06	47890.07	47890.08	47890.09
Client Sample I.D.			ST2-2PDS	ST2-4PDS	ST2-7PDS	ST2-10PDS	ST3-2PDS
Date Sampled			06/13/2008	06/13/2008	06/13/2008	06/13/2008	06/13/2008
Date Prepared			06/19/2008	06/19/2008	06/19/2008	06/19/2008	06/19/2008
Preparation Method			5030B	5030B	5030B	5030B	5030B
Date Analyzed			06/19/2008	06/19/2008	06/19/2008	06/19/2008	06/19/2008
Matrix			Aqueous	Aqueous	Aqueous	Aqueous	Aqueous
Units			ug/L	ug/L	ug/L	ug/L	ug/L
Dilution Factor			1	1	1	1	1
Analytes	MDL	PQL	Results	Results	Results	Results	Results
Dichlorodifluoromethane	1.5	3.0	ND	ND	ND	ND	ND
1,1-Dichloroethane	0.5	1.0	ND	ND	ND	ND	ND
1,2-Dichloroethane (EDC)	0.5	1.0	ND	ND	ND	ND	ND
1,1-Dichloroethene	0.5	1.0	ND	ND	ND	ND	ND
cis-1,2-Dichloroethene	0.5	1.0	ND	ND	ND	ND	ND
trans-1,2-Dichloroethene	0.5	1.0	ND	ND	ND	ND	ND
1,2-Dichloropropane	0.5	1.0	ND	ND	ND	ND	ND
1,3-Dichloropropane	0.5	1.0	ND	ND	ND	ND	ND
2,2-Dichloropropane	0.5	1.0	ND	ND	ND	ND	ND
1,1-Dichloropropene	0.5	1.0	ND	ND	ND	ND	ND
cis-1,3-Dichloropropene	0.5	1.0	ND	ND	ND	ND	ND
trans-1,3-Dichloropropene	0.5	1.0	ND	ND	ND	ND	ND
Ethylbenzene	0.5	1.0	ND	ND	ND	ND	ND
Hexachlorobutadiene	1.5	3.0	ND	ND	ND	ND	ND
2-Hexanone	2.5	5.0	ND	ND	ND	ND	ND
Isopropylbenzene	0.5	1.0	ND	ND	ND	ND	ND
p-Isopropyltoluene	0.5	1.0	ND	ND	ND	ND	ND
4-Methyl-2-pentanone (MIBK)	2.5	5.0	ND	ND	ND	ND	ND
Methyl-tert-butyl ether (MTBE)	0.5	1.0	ND	ND	ND	ND	ND
Methylene chloride (DCM)	2.0	4.0	ND	ND	ND	ND	ND
Naphthalene	0.5	1.0	ND	ND	ND	ND	ND
n-Propylbenzene	0.5	1.0	ND	ND	ND	ND	ND
Styrene	0.5	1.0	ND	ND	ND	ND	ND
1,1,1,2-Tetrachloroethane	0.5	1.0	ND	ND	ND	ND	ND
1,1,2,2-Tetrachloroethane	0.5	1.0	ND	ND	ND	ND	ND
Tetrachloroethene	0.5	1.0	ND	ND	ND	ND	ND
Toluene (Methyl benzene)	0.5	1.0	ND	ND	ND	ND	ND
1,2,3-Trichlorobenzene	0.5	1.0	ND	ND	ND	ND	ND
1,2,4-Trichlorobenzene	0.5	1.0	ND	ND	ND	ND	ND
1,1,1-Trichloroethane	0.5	1.0	ND	ND	ND	ND	ND
1,1,2-Trichloroethane	0.5	1.0	ND	ND	ND	ND	ND
Trichloroethene	0.5	1.0	1.18	15.8	11.0	3.70	ND
Trichlorofluoromethane	0.5	1.0	ND	ND	ND	ND	ND
1,2,3-Trichloropropane	0.5	1.0	ND	ND	ND	ND	ND



# American Environmental Testing Laboratory Inc.

2834 & 2908 North Naomi Street Burbank, CA 91504 • DOHS NO: 1541, LACSD NO: 10181  
 Tel: (888) 288-AETL • (818) 845-8200 • Fax: (818) 845-8840 • www.aetlab.com

## ANALYTICAL RESULTS

Page: 7

Project ID: 21384-03  
 Project Name: EPA Streams TO-65

AETL Job Number	Submitted	Client
47890	06/17/2008	T/TSB

Method: 8260B, Volatile Organic Compounds by GC/MS (SW846)

QC Batch No: 0619081A1

Our Lab I.D.			47890.05	47890.06	47890.07	47890.08	47890.09
Client Sample I.D.			ST2-2PDS	ST2-4PDS	ST2-7PDS	ST2-10PDS	ST3-2PDS
Date Sampled			06/13/2008	06/13/2008	06/13/2008	06/13/2008	06/13/2008
Date Prepared			06/19/2008	06/19/2008	06/19/2008	06/19/2008	06/19/2008
Preparation Method			5030B	5030B	5030B	5030B	5030B
Date Analyzed			06/19/2008	06/19/2008	06/19/2008	06/19/2008	06/19/2008
Matrix			Aqueous	Aqueous	Aqueous	Aqueous	Aqueous
Units			ug/L	ug/L	ug/L	ug/L	ug/L
Dilution Factor			1	1	1	1	1
Analytes	MDL	PQL	Results	Results	Results	Results	Results
1,2,4-Trimethylbenzene	0.5	1.0	ND	ND	ND	ND	ND
1,3,5-Trimethylbenzene	0.5	1.0	ND	ND	ND	ND	ND
Vinyl Acetate	0.5	5.0	ND	ND	ND	ND	ND
Vinyl chloride (Chloroethene)	0.5	3.0	ND	ND	ND	ND	ND
o-Xylene	0.5	1.0	ND	ND	ND	ND	ND
m,p-Xylenes	1.0	2.0	ND	ND	ND	ND	ND
Our Lab I.D.			47890.05	47890.06	47890.07	47890.08	47890.09
Surrogates	%Rec.Limit		% Rec.	% Rec.	% Rec.	% Rec.	% Rec.
Bromofluorobenzene	75-125		100	120	110	108	114
Dibromofluoromethane	75-125		87.7	87.8	85.9	80.4	86.2
Toluene-d8	75-125		112	120	119	120	119



# American Environmental Testing Laboratory Inc.

2834 & 2908 North Naomi Street Burbank, CA 91504 • DOHS NO: 1541, LACSD NO: 10181  
 Tel: (888) 288-AETL • (818) 845-8200 • Fax: (818) 845-8840 • www.aetlab.com

## ANALYTICAL RESULTS

### Ordered By

Tetra Tech Inc.  
 301 Mentor Drive  
 Suite "A"  
 Santa Barbara, CA 93111-

### Site

Site 14 Lemoore NAS

Telephone: (805)681-3100

Attn: James Elliot

Page: 8

Project ID: 21384-03

Project Name: EPA Streams TO-65

AETL Job Number	Submitted	Client
47890	06/17/2008	T/TSB

Method: 8260B, Volatile Organic Compounds by GC/MS (SW846)

QC Batch No: 0619081A1

Our Lab I.D.			47890.10	47890.11		
Client Sample I.D.			ST3-4PDS	ST3-7PDS		
Date Sampled			06/13/2008	06/13/2008		
Date Prepared			06/19/2008	06/19/2008		
Preparation Method			5030B	5030B		
Date Analyzed			06/19/2008	06/19/2008		
Matrix			Aqueous	Aqueous		
Units			ug/L	ug/L		
Dilution Factor			1	1		
Analytes	MDL	PQL	Results	Results		
Acetone	10	10	ND	ND		
Benzene	0.5	1.0	ND	ND		
Bromobenzene (Phenyl bromide)	0.5	1.0	ND	ND		
Bromochloromethane	0.5	1.0	ND	ND		
Bromodichloromethane	0.5	1.0	ND	ND		
Bromoform (Tribromomethane)	2.5	5.0	ND	ND		
Bromomethane (Methyl bromide)	1.5	3.0	ND	ND		
2-Butanone (MEK)	5.0	5.0	ND	ND		
n-Butylbenzene	0.5	1.0	ND	ND		
sec-Butylbenzene	0.5	1.0	ND	ND		
tert-Butylbenzene	0.5	1.0	ND	ND		
Carbon Disulfide	0.5	1.0	ND	ND		
Carbon tetrachloride	0.5	1.0	ND	ND		
Chlorobenzene	0.5	1.0	ND	ND		
Chloroethane	1.5	3.0	ND	ND		
2-Chloroethyl vinyl ether	2.5	5.0	ND	ND		
Chloroform (Trichloromethane)	0.5	1.0	ND	ND		
Chloromethane (Methyl chloride)	1.5	3.0	ND	ND		
2-Chlorotoluene	0.5	1.0	ND	ND		
4-Chlorotoluene	0.5	1.0	ND	ND		
1,2-Dibromo-3-chloropropane (DBCP)	2.5	5.0	ND	ND		
Dibromochloromethane	0.5	1.0	ND	ND		
1,2-Dibromoethane (EDB)	0.5	1.0	ND	ND		
Dibromomethane	0.5	1.0	ND	ND		
1,2-Dichlorobenzene	0.5	1.0	ND	ND		
1,3-Dichlorobenzene	0.5	1.0	ND	ND		
1,4-Dichlorobenzene	0.5	1.0	ND	ND		



# American Environmental Testing Laboratory Inc.

2834 & 2908 North Naomi Street Burbank, CA 91504 • DOHS NO: 1541, LACSD NO: 10181  
 Tel: (888) 288-AETL • (818) 845-8200 • Fax: (818) 845-8840 • www.aetlab.com

## ANALYTICAL RESULTS

Page: 9

Project ID: 21384-03  
 Project Name: EPA Streams TO-65

AETL Job Number	Submitted	Client
47890	06/17/2008	T/TSB

Method: 8260B, Volatile Organic Compounds by GC/MS (SW846)

QC Batch No: 0619081A1

Our Lab I.D.			47890.10	47890.11			
Client Sample I.D.			ST3-4PDS	ST3-7PDS			
Date Sampled			06/13/2008	06/13/2008			
Date Prepared			06/19/2008	06/19/2008			
Preparation Method			5030B	5030B			
Date Analyzed			06/19/2008	06/19/2008			
Matrix			Aqueous	Aqueous			
Units			ug/L	ug/L			
Dilution Factor			1	1			
Analytes	MDL	PQL	Results	Results			
Dichlorodifluoromethane	1.5	3.0	ND	ND			
1,1-Dichloroethane	0.5	1.0	ND	ND			
1,2-Dichloroethane (EDC)	0.5	1.0	ND	ND			
1,1-Dichloroethene	0.5	1.0	ND	ND			
cis-1,2-Dichloroethene	0.5	1.0	ND	ND			
trans-1,2-Dichloroethene	0.5	1.0	ND	ND			
1,2-Dichloropropane	0.5	1.0	ND	ND			
1,3-Dichloropropane	0.5	1.0	ND	ND			
2,2-Dichloropropane	0.5	1.0	ND	ND			
1,1-Dichloropropene	0.5	1.0	ND	ND			
cis-1,3-Dichloropropene	0.5	1.0	ND	ND			
trans-1,3-Dichloropropene	0.5	1.0	ND	ND			
Ethylbenzene	0.5	1.0	ND	ND			
Hexachlorobutadiene	1.5	3.0	ND	ND			
2-Hexanone	2.5	5.0	ND	ND			
Isopropylbenzene	0.5	1.0	ND	ND			
p-Isopropyltoluene	0.5	1.0	ND	ND			
4-Methyl-2-pentanone (MIBK)	2.5	5.0	ND	ND			
Methyl-tert-butyl ether (MTBE)	0.5	1.0	ND	ND			
Methylene chloride (DCM)	2.0	4.0	ND	ND			
Naphthalene	0.5	1.0	ND	ND			
n-Propylbenzene	0.5	1.0	ND	ND			
Styrene	0.5	1.0	ND	ND			
1,1,1,2-Tetrachloroethane	0.5	1.0	ND	ND			
1,1,2,2-Tetrachloroethane	0.5	1.0	ND	ND			
Tetrachloroethene	0.5	1.0	ND	ND			
Toluene (Methyl benzene)	0.5	1.0	ND	ND			
1,2,3-Trichlorobenzene	0.5	1.0	ND	ND			
1,2,4-Trichlorobenzene	0.5	1.0	ND	ND			
1,1,1-Trichloroethane	0.5	1.0	ND	ND			
1,1,2-Trichloroethane	0.5	1.0	ND	ND			
Trichloroethene	0.5	1.0	ND	ND			
Trichlorofluoromethane	0.5	1.0	ND	ND			
1,2,3-Trichloropropane	0.5	1.0	ND	ND			



# American Environmental Testing Laboratory Inc.

2834 & 2908 North Naomi Street Burbank, CA 91504 • DOHS NO: 1541, LACSD NO: 10181  
 Tel: (888) 288-AETL • (818) 845-8200 • Fax: (818) 845-8840 • www.aetlab.com

## ANALYTICAL RESULTS

Page: 10

Project ID: 21384-03  
 Project Name: EPA Streams TO-65

AETL Job Number	Submitted	Client
47890	06/17/2008	T/TSB

Method: 8260B, Volatile Organic Compounds by GC/MS (SW846)

QC Batch No: 0619081A1

Our Lab I.D.			47890.10	47890.11			
Client Sample I.D.			ST3-4PDS	ST3-7PDS			
Date Sampled			06/13/2008	06/13/2008			
Date Prepared			06/19/2008	06/19/2008			
Preparation Method			5030B	5030B			
Date Analyzed			06/19/2008	06/19/2008			
Matrix			Aqueous	Aqueous			
Units			ug/L	ug/L			
Dilution Factor			1	1			
Analytes	MDL	PQL	Results	Results			
1,2,4-Trimethylbenzene	0.5	1.0	ND	ND			
1,3,5-Trimethylbenzene	0.5	1.0	ND	ND			
Vinyl Acetate	0.5	5.0	ND	ND			
Vinyl chloride (Chloroethene)	0.5	3.0	ND	ND			
o-Xylene	0.5	1.0	ND	ND			
m,p-Xylenes	1.0	2.0	ND	ND			
Our Lab I.D.			47890.10	47890.11			
Surrogates	%Rec.Limit		% Rec.	% Rec.			
Bromofluorobenzene	75-125		117	107			
Dibromofluoromethane	75-125		87.8	89.7			
Toluene-d8	75-125		109	113			



# American Environmental Testing Laboratory Inc.

2834 & 2908 North Naomi Street Burbank, CA 91504 • DOHS NO: 1541, LACSD NO: 10181  
 Tel: (888) 288-AETL • (818) 845-8200 • Fax: (818) 845-8840 • www.aetlab.com

## ANALYTICAL RESULTS

### Ordered By

Tetra Tech Inc.  
 301 Mentor Drive  
 Suite "A"  
 Santa Barbara, CA 93111-

### Site

Site 14 Lemoore NAS

Telephone: (805)681-3100

Attn: James Elliot

Page: 11

Project ID: 21384-03

Project Name: EPA Streams TO-65

AETL Job Number	Submitted	Client
47890	06/17/2008	T/TSB

Method: 8260B, Volatile Organic Compounds by GC/MS (SW846)

QC Batch No: 0620081A1

Our Lab I.D.		Method Blank	47890.12	47890.13	47890.14	47890.15	
Client Sample I.D.			ST3-10PDS	ST5-2PDS	ST5-4PDS	ST5-7PDS	
Date Sampled			06/13/2008	06/13/2008	06/13/2008	06/13/2008	
Date Prepared		06/20/2008	06/20/2008	06/20/2008	06/20/2008	06/20/2008	
Preparation Method		5030B	5030B	5030B	5030B	5030B	
Date Analyzed		06/20/2008	06/20/2008	06/20/2008	06/20/2008	06/20/2008	
Matrix		Aqueous	Aqueous	Aqueous	Aqueous	Aqueous	
Units		ug/L	ug/L	ug/L	ug/L	ug/L	
Dilution Factor		1	1	1	1	1	
Analytes	MDL	PQL	Results	Results	Results	Results	Results
Acetone	10	10	ND	ND	ND	ND	ND
Benzene	0.5	1.0	ND	ND	ND	ND	ND
Bromobenzene (Phenyl bromide)	0.5	1.0	ND	ND	ND	ND	ND
Bromochloromethane	0.5	1.0	ND	ND	ND	ND	ND
Bromodichloromethane	0.5	1.0	ND	ND	ND	ND	ND
Bromoform (Tribromomethane)	2.5	5.0	ND	ND	ND	ND	ND
Bromomethane (Methyl bromide)	1.5	3.0	ND	ND	ND	ND	ND
2-Butanone (MEK)	5.0	5.0	ND	ND	ND	ND	ND
n-Butylbenzene	0.5	1.0	ND	ND	ND	ND	ND
sec-Butylbenzene	0.5	1.0	ND	ND	ND	ND	ND
tert-Butylbenzene	0.5	1.0	ND	ND	ND	ND	ND
Carbon Disulfide	0.5	1.0	ND	ND	ND	ND	ND
Carbon tetrachloride	0.5	1.0	ND	ND	ND	ND	ND
Chlorobenzene	0.5	1.0	ND	ND	ND	ND	ND
Chloroethane	1.5	3.0	ND	ND	ND	ND	ND
2-Chloroethyl vinyl ether	2.5	5.0	ND	ND	ND	ND	ND
Chloroform (Trichloromethane)	0.5	1.0	ND	ND	ND	ND	ND
Chloromethane (Methyl chloride)	1.5	3.0	ND	ND	ND	ND	ND
2-Chlorotoluene	0.5	1.0	ND	ND	ND	ND	ND
4-Chlorotoluene	0.5	1.0	ND	ND	ND	ND	ND
1,2-Dibromo-3-chloropropane (DBCP)	2.5	5.0	ND	ND	ND	ND	ND
Dibromochloromethane	0.5	1.0	ND	ND	ND	ND	ND
1,2-Dibromoethane (EDB)	0.5	1.0	ND	ND	ND	ND	ND
Dibromomethane	0.5	1.0	ND	ND	ND	ND	ND
1,2-Dichlorobenzene	0.5	1.0	ND	ND	ND	ND	ND
1,3-Dichlorobenzene	0.5	1.0	ND	ND	ND	ND	ND
1,4-Dichlorobenzene	0.5	1.0	ND	ND	ND	ND	ND



# American Environmental Testing Laboratory Inc.

2834 & 2908 North Naomi Street Burbank, CA 91504 • DOHS NO: 1541, LACSD NO: 10181  
 Tel: (888) 288-AETL • (818) 845-8200 • Fax: (818) 845-8840 • www.aetlab.com

## ANALYTICAL RESULTS

Page: 12

Project ID: 21384-03  
 Project Name: EPA Streams TO-65

AETL Job Number	Submitted	Client
47890	06/17/2008	T/TSB

Method: 8260B, Volatile Organic Compounds by GC/MS (SW846)

QC Batch No: 0620081A1

Our Lab I.D.		Method Blank	47890.12	47890.13	47890.14	47890.15	
Client Sample I.D.			ST3-10PDS	ST5-2PDS	ST5-4PDS	ST5-7PDS	
Date Sampled			06/13/2008	06/13/2008	06/13/2008	06/13/2008	
Date Prepared		06/20/2008	06/20/2008	06/20/2008	06/20/2008	06/20/2008	
Preparation Method		5030B	5030B	5030B	5030B	5030B	
Date Analyzed		06/20/2008	06/20/2008	06/20/2008	06/20/2008	06/20/2008	
Matrix		Aqueous	Aqueous	Aqueous	Aqueous	Aqueous	
Units		ug/L	ug/L	ug/L	ug/L	ug/L	
Dilution Factor		1	1	1	1	1	
Analytes	MDL	PQL	Results	Results	Results	Results	Results
Dichlorodifluoromethane	1.5	3.0	ND	ND	ND	ND	ND
1,1-Dichloroethane	0.5	1.0	ND	ND	ND	ND	ND
1,2-Dichloroethane (EDC)	0.5	1.0	ND	ND	ND	ND	ND
1,1-Dichloroethene	0.5	1.0	ND	ND	ND	ND	ND
cis-1,2-Dichloroethene	0.5	1.0	ND	ND	ND	ND	ND
trans-1,2-Dichloroethene	0.5	1.0	ND	ND	ND	ND	ND
1,2-Dichloropropane	0.5	1.0	ND	ND	ND	ND	ND
1,3-Dichloropropane	0.5	1.0	ND	ND	ND	ND	ND
2,2-Dichloropropane	0.5	1.0	ND	ND	ND	ND	ND
1,1-Dichloropropene	0.5	1.0	ND	ND	ND	ND	ND
cis-1,3-Dichloropropene	0.5	1.0	ND	ND	ND	ND	ND
trans-1,3-Dichloropropene	0.5	1.0	ND	ND	ND	ND	ND
Ethylbenzene	0.5	1.0	ND	ND	ND	ND	ND
Hexachlorobutadiene	1.5	3.0	ND	ND	ND	ND	ND
2-Hexanone	2.5	5.0	ND	ND	ND	ND	ND
Isopropylbenzene	0.5	1.0	ND	ND	ND	ND	ND
p-Isopropyltoluene	0.5	1.0	ND	ND	ND	ND	ND
4-Methyl-2-pentanone (MIBK)	2.5	5.0	ND	ND	ND	ND	ND
Methyl-tert-butyl ether (MTBE)	0.5	1.0	ND	ND	ND	ND	ND
Methylene chloride (DCM)	2.0	4.0	ND	ND	ND	ND	ND
Naphthalene	0.5	1.0	ND	ND	ND	ND	ND
n-Propylbenzene	0.5	1.0	ND	ND	ND	ND	ND
Styrene	0.5	1.0	ND	ND	ND	ND	ND
1,1,1,2-Tetrachloroethane	0.5	1.0	ND	ND	ND	ND	ND
1,1,2,2-Tetrachloroethane	0.5	1.0	ND	ND	ND	ND	ND
Tetrachloroethene	0.5	1.0	ND	ND	ND	ND	ND
Toluene (Methyl benzene)	0.5	1.0	ND	ND	ND	ND	ND
1,2,3-Trichlorobenzene	0.5	1.0	ND	ND	ND	ND	ND
1,2,4-Trichlorobenzene	0.5	1.0	ND	ND	ND	ND	ND
1,1,1-Trichloroethane	0.5	1.0	ND	ND	ND	ND	ND
1,1,2-Trichloroethane	0.5	1.0	ND	ND	ND	ND	ND
Trichloroethene	0.5	1.0	ND	1.38	ND	ND	ND
Trichlorofluoromethane	0.5	1.0	ND	ND	ND	ND	ND
1,2,3-Trichloropropane	0.5	1.0	ND	ND	ND	ND	ND



# American Environmental Testing Laboratory Inc.

2834 & 2908 North Naomi Street Burbank, CA 91504 • DOHS NO: 1541, LACSD NO: 10181  
 Tel: (888) 288-AETL • (818) 845-8200 • Fax: (818) 845-8840 • www.aetlab.com

## ANALYTICAL RESULTS

Page: 13

Project ID: 21384-03  
 Project Name: EPA Streams TO-65

AETL Job Number	Submitted	Client
47890	06/17/2008	T/TSB

Method: 8260B, Volatile Organic Compounds by GC/MS (SW846)

QC Batch No: 0620081A1

Our Lab I.D.			Method Blank	47890.12	47890.13	47890.14	47890.15
Client Sample I.D.				ST3-10PDS	ST5-2PDS	ST5-4PDS	ST5-7PDS
Date Sampled				06/13/2008	06/13/2008	06/13/2008	06/13/2008
Date Prepared			06/20/2008	06/20/2008	06/20/2008	06/20/2008	06/20/2008
Preparation Method			5030B	5030B	5030B	5030B	5030B
Date Analyzed			06/20/2008	06/20/2008	06/20/2008	06/20/2008	06/20/2008
Matrix			Aqueous	Aqueous	Aqueous	Aqueous	Aqueous
Units			ug/L	ug/L	ug/L	ug/L	ug/L
Dilution Factor			1	1	1	1	1
Analytes	MDL	PQL	Results	Results	Results	Results	Results
1,2,4-Trimethylbenzene	0.5	1.0	ND	ND	ND	ND	ND
1,3,5-Trimethylbenzene	0.5	1.0	ND	ND	ND	ND	ND
Vinyl Acetate	0.5	5.0	ND	ND	ND	ND	ND
Vinyl chloride (Chloroethene)	0.5	3.0	ND	ND	ND	ND	ND
o-Xylene	0.5	1.0	ND	ND	ND	ND	ND
m,p-Xylenes	1.0	2.0	ND	ND	ND	ND	ND
Our Lab I.D.			Method Blank	47890.12	47890.13	47890.14	47890.15
Surrogates	%Rec.Limit		% Rec.	% Rec.	% Rec.	% Rec.	% Rec.
Bromofluorobenzene	75-125		118	109	115	101	113
Dibromofluoromethane	75-125		90.0	89.4	91.5	87.4	87.0
Toluene-d8	75-125		112	108	118	113	117





# American Environmental Testing Laboratory Inc.

2834 & 2908 North Naomi Street Burbank, CA 91504 • DOHS NO: 1541, LACSD NO: 10181  
 Tel: (888) 288-AETL • (818) 845-8200 • Fax: (818) 845-8840 • www.aetlab.com

## ANALYTICAL RESULTS

### Ordered By

Tetra Tech Inc.  
 301 Mentor Drive  
 Suite "A"  
 Santa Barbara, CA 93111-

### Site

Site 14 Lemoore NAS

Telephone: (805)681-3100

Attn: James Elliot

Page: 14

Project ID: 21384-03

Project Name: EPA Streams TO-65

AETL Job Number	Submitted	Client
47890	06/17/2008	T/TSB

Method: 8260B, Volatile Organic Compounds by GC/MS (SW846)

QC Batch No: 0620081A1

Our Lab I.D.			47890.16	47890.17	47890.18	47890.19	47890.20
Client Sample I.D.			ST5-10PDS	NT5-2PDS	NT5-4PDS	NT5-6PDS	NT5-8PDS
Date Sampled			06/13/2008	06/13/2008	06/13/2008	06/13/2008	06/13/2008
Date Prepared			06/20/2008	06/20/2008	06/20/2008	06/20/2008	06/20/2008
Preparation Method			5030B	5030B	5030B	5030B	5030B
Date Analyzed			06/20/2008	06/20/2008	06/20/2008	06/20/2008	06/20/2008
Matrix			Aqueous	Aqueous	Aqueous	Aqueous	Aqueous
Units			ug/L	ug/L	ug/L	ug/L	ug/L
Dilution Factor			1	1	1	1	1
Analytes	MDL	PQL	Results	Results	Results	Results	Results
Acetone	10	10	ND	ND	ND	ND	ND
Benzene	0.5	1.0	ND	ND	ND	ND	ND
Bromobenzene (Phenyl bromide)	0.5	1.0	ND	ND	ND	ND	ND
Bromochloromethane	0.5	1.0	ND	ND	ND	ND	ND
Bromodichloromethane	0.5	1.0	ND	ND	ND	ND	ND
Bromoform (Tribromomethane)	2.5	5.0	ND	ND	ND	ND	ND
Bromomethane (Methyl bromide)	1.5	3.0	ND	ND	ND	ND	ND
2-Butanone (MEK)	5.0	5.0	ND	ND	ND	ND	ND
n-Butylbenzene	0.5	1.0	ND	ND	ND	ND	ND
sec-Butylbenzene	0.5	1.0	ND	ND	ND	ND	ND
tert-Butylbenzene	0.5	1.0	ND	ND	ND	ND	ND
Carbon Disulfide	0.5	1.0	ND	ND	ND	ND	ND
Carbon tetrachloride	0.5	1.0	ND	ND	ND	ND	ND
Chlorobenzene	0.5	1.0	ND	ND	ND	ND	ND
Chloroethane	1.5	3.0	ND	ND	ND	ND	ND
2-Chloroethyl vinyl ether	2.5	5.0	ND	ND	ND	ND	ND
Chloroform (Trichloromethane)	0.5	1.0	ND	ND	ND	ND	ND
Chloromethane (Methyl chloride)	1.5	3.0	ND	ND	ND	ND	ND
2-Chlorotoluene	0.5	1.0	ND	ND	ND	ND	ND
4-Chlorotoluene	0.5	1.0	ND	ND	ND	ND	ND
1,2-Dibromo-3-chloropropane (DBCP)	2.5	5.0	ND	ND	ND	ND	ND
Dibromochloromethane	0.5	1.0	ND	ND	ND	ND	ND
1,2-Dibromoethane (EDB)	0.5	1.0	ND	ND	ND	ND	ND
Dibromomethane	0.5	1.0	ND	ND	ND	ND	ND
1,2-Dichlorobenzene	0.5	1.0	ND	ND	ND	ND	ND
1,3-Dichlorobenzene	0.5	1.0	ND	ND	ND	ND	ND
1,4-Dichlorobenzene	0.5	1.0	ND	ND	ND	ND	ND



# American Environmental Testing Laboratory Inc.

2834 & 2908 North Naomi Street Burbank, CA 91504 • DOHS NO: 1541, LACSD NO: 10181  
 Tel: (888) 288-AETL • (818) 845-8200 • Fax: (818) 845-8840 • www.aetlab.com

## ANALYTICAL RESULTS

Page: 15

Project ID: 21384-03  
 Project Name: EPA Streams TO-65

AETL Job Number	Submitted	Client
47890	06/17/2008	T/TSB

Method: 8260B, Volatile Organic Compounds by GC/MS (SW846)

QC Batch No: 0620081A1

Our Lab I.D.			47890.16	47890.17	47890.18	47890.19	47890.20
Client Sample I.D.			ST5-10PDS	NT5-2PDS	NT5-4PDS	NT5-6PDS	NT5-8PDS
Date Sampled			06/13/2008	06/13/2008	06/13/2008	06/13/2008	06/13/2008
Date Prepared			06/20/2008	06/20/2008	06/20/2008	06/20/2008	06/20/2008
Preparation Method			5030B	5030B	5030B	5030B	5030B
Date Analyzed			06/20/2008	06/20/2008	06/20/2008	06/20/2008	06/20/2008
Matrix			Aqueous	Aqueous	Aqueous	Aqueous	Aqueous
Units			ug/L	ug/L	ug/L	ug/L	ug/L
Dilution Factor			1	1	1	1	1
Analytes	MDL	PQL	Results	Results	Results	Results	Results
Dichlorodifluoromethane	1.5	3.0	ND	ND	ND	ND	ND
1,1-Dichloroethane	0.5	1.0	ND	ND	ND	ND	ND
1,2-Dichloroethane (EDC)	0.5	1.0	ND	ND	ND	ND	ND
1,1-Dichloroethene	0.5	1.0	ND	ND	ND	ND	ND
cis-1,2-Dichloroethene	0.5	1.0	ND	ND	ND	ND	ND
trans-1,2-Dichloroethene	0.5	1.0	ND	ND	ND	ND	ND
1,2-Dichloropropane	0.5	1.0	ND	ND	ND	ND	ND
1,3-Dichloropropane	0.5	1.0	ND	ND	ND	ND	ND
2,2-Dichloropropane	0.5	1.0	ND	ND	ND	ND	ND
1,1-Dichloropropene	0.5	1.0	ND	ND	ND	ND	ND
cis-1,3-Dichloropropene	0.5	1.0	ND	ND	ND	ND	ND
trans-1,3-Dichloropropene	0.5	1.0	ND	ND	ND	ND	ND
Ethylbenzene	0.5	1.0	ND	ND	ND	ND	ND
Hexachlorobutadiene	1.5	3.0	ND	ND	ND	ND	ND
2-Hexanone	2.5	5.0	ND	ND	ND	ND	ND
Isopropylbenzene	0.5	1.0	ND	ND	ND	ND	ND
p-Isopropyltoluene	0.5	1.0	ND	ND	ND	ND	ND
4-Methyl-2-pentanone (MIBK)	2.5	5.0	ND	ND	ND	ND	ND
Methyl-tert-butyl ether (MTBE)	0.5	1.0	ND	ND	ND	ND	ND
Methylene chloride (DCM)	2.0	4.0	ND	ND	ND	ND	ND
Naphthalene	0.5	1.0	ND	ND	ND	ND	ND
n-Propylbenzene	0.5	1.0	ND	ND	ND	ND	ND
Styrene	0.5	1.0	ND	ND	ND	ND	ND
1,1,1,2-Tetrachloroethane	0.5	1.0	ND	ND	ND	ND	ND
1,1,2,2-Tetrachloroethane	0.5	1.0	ND	ND	ND	ND	ND
Tetrachloroethene	0.5	1.0	ND	ND	ND	ND	ND
Toluene (Methyl benzene)	0.5	1.0	ND	ND	ND	ND	ND
1,2,3-Trichlorobenzene	0.5	1.0	ND	ND	ND	ND	ND
1,2,4-Trichlorobenzene	0.5	1.0	ND	ND	ND	ND	ND
1,1,1-Trichloroethane	0.5	1.0	ND	ND	ND	ND	ND
1,1,2-Trichloroethane	0.5	1.0	ND	ND	ND	ND	ND
Trichloroethene	0.5	1.0	ND	ND	ND	ND	ND
Trichlorofluoromethane	0.5	1.0	ND	ND	ND	ND	ND
1,2,3-Trichloropropane	0.5	1.0	ND	ND	ND	ND	ND



# American Environmental Testing Laboratory Inc.

2834 & 2908 North Naomi Street Burbank, CA 91504 • DOHS NO: 1541, LACSD NO: 10181  
 Tel: (888) 288-AETL • (818) 845-8200 • Fax: (818) 845-8840 • www.aetlab.com

## ANALYTICAL RESULTS

Page: 16

Project ID: 21384-03  
 Project Name: EPA Streams TO-65

AETL Job Number	Submitted	Client
47890	06/17/2008	T/TSB

Method: 8260B, Volatile Organic Compounds by GC/MS (SW846)

QC Batch No: 0620081A1

Our Lab I.D.			47890.16	47890.17	47890.18	47890.19	47890.20
Client Sample I.D.			ST5-10PDS	NT5-2PDS	NT5-4PDS	NT5-6PDS	NT5-8PDS
Date Sampled			06/13/2008	06/13/2008	06/13/2008	06/13/2008	06/13/2008
Date Prepared			06/20/2008	06/20/2008	06/20/2008	06/20/2008	06/20/2008
Preparation Method			5030B	5030B	5030B	5030B	5030B
Date Analyzed			06/20/2008	06/20/2008	06/20/2008	06/20/2008	06/20/2008
Matrix			Aqueous	Aqueous	Aqueous	Aqueous	Aqueous
Units			ug/L	ug/L	ug/L	ug/L	ug/L
Dilution Factor			1	1	1	1	1
Analytes	MDL	PQL	Results	Results	Results	Results	Results
1,2,4-Trimethylbenzene	0.5	1.0	ND	ND	ND	ND	ND
1,3,5-Trimethylbenzene	0.5	1.0	ND	ND	ND	ND	ND
Vinyl Acetate	0.5	5.0	ND	ND	ND	ND	ND
Vinyl chloride (Chloroethene)	0.5	3.0	ND	ND	ND	ND	ND
o-Xylene	0.5	1.0	ND	ND	ND	ND	ND
m,p-Xylenes	1.0	2.0	ND	ND	ND	ND	ND
Our Lab I.D.			47890.16	47890.17	47890.18	47890.19	47890.20
Surrogates	%Rec.Limit		% Rec.	% Rec.	% Rec.	% Rec.	% Rec.
Bromofluorobenzene	75-125		104	104	101	91.4	109
Dibromofluoromethane	75-125		86.5	88.0	86.8	89.9	87.1
Toluene-d8	75-125		113	112	116	115	119



# American Environmental Testing Laboratory Inc.

2834 & 2908 North Naomi Street Burbank, CA 91504 • DOHS NO: 1541, LACSD NO: 10181  
 Tel: (888) 288-AETL • (818) 845-8200 • Fax: (818) 845-8840 • www.aetlab.com

## ANALYTICAL RESULTS

### Ordered By

Tetra Tech Inc.  
 301 Mentor Drive  
 Suite "A"  
 Santa Barbara, CA 93111-

### Site

Site 14 Lemoore NAS

Telephone: (805)681-3100

Attn: James Elliot

Page: 17

Project ID: 21384-03

Project Name: EPA Streams TO-65

AETL Job Number	Submitted	Client
47890	06/17/2008	T/TSB

Method: 8260B, Volatile Organic Compounds by GC/MS (SW846)

QC Batch No: 0620081A1

Our Lab I.D.			47890.21	47890.22		
Client Sample I.D.			NT6-2PDS	NT6-4PDS		
Date Sampled			06/13/2008	06/13/2008		
Date Prepared			06/20/2008	06/20/2008		
Preparation Method			5030B	5030B		
Date Analyzed			06/20/2008	06/20/2008		
Matrix			Aqueous	Aqueous		
Units			ug/L	ug/L		
Dilution Factor			1	1		
Analytes	MDL	PQL	Results	Results		
Acetone	10	10	ND	ND		
Benzene	0.5	1.0	ND	ND		
Bromobenzene (Phenyl bromide)	0.5	1.0	ND	ND		
Bromochloromethane	0.5	1.0	ND	ND		
Bromodichloromethane	0.5	1.0	ND	ND		
Bromoform (Tribromomethane)	2.5	5.0	ND	ND		
Bromomethane (Methyl bromide)	1.5	3.0	ND	ND		
2-Butanone (MEK)	5.0	5.0	ND	ND		
n-Butylbenzene	0.5	1.0	ND	ND		
sec-Butylbenzene	0.5	1.0	ND	ND		
tert-Butylbenzene	0.5	1.0	ND	ND		
Carbon Disulfide	0.5	1.0	ND	ND		
Carbon tetrachloride	0.5	1.0	ND	ND		
Chlorobenzene	0.5	1.0	ND	ND		
Chloroethane	1.5	3.0	ND	ND		
2-Chloroethyl vinyl ether	2.5	5.0	ND	ND		
Chloroform (Trichloromethane)	0.5	1.0	ND	ND		
Chloromethane (Methyl chloride)	1.5	3.0	ND	ND		
2-Chlorotoluene	0.5	1.0	ND	ND		
4-Chlorotoluene	0.5	1.0	ND	ND		
1,2-Dibromo-3-chloropropane (DBCP)	2.5	5.0	ND	ND		
Dibromochloromethane	0.5	1.0	ND	ND		
1,2-Dibromoethane (EDB)	0.5	1.0	ND	ND		
Dibromomethane	0.5	1.0	ND	ND		
1,2-Dichlorobenzene	0.5	1.0	ND	ND		
1,3-Dichlorobenzene	0.5	1.0	ND	ND		
1,4-Dichlorobenzene	0.5	1.0	ND	ND		



# American Environmental Testing Laboratory Inc.

2834 & 2908 North Naomi Street Burbank, CA 91504 • DOHS NO: 1541, LACSD NO: 10181  
 Tel: (888) 288-AETL • (818) 845-8200 • Fax: (818) 845-8840 • www.aetlab.com

## ANALYTICAL RESULTS

Page: 18

Project ID: 21384-03  
 Project Name: EPA Streams TO-65

AETL Job Number	Submitted	Client
47890	06/17/2008	T/TSB

Method: 8260B, Volatile Organic Compounds by GC/MS (SW846)

QC Batch No: 0620081A1

Our Lab I.D.			47890.21	47890.22			
Client Sample I.D.			NT6-2PDS	NT6-4PDS			
Date Sampled			06/13/2008	06/13/2008			
Date Prepared			06/20/2008	06/20/2008			
Preparation Method			5030B	5030B			
Date Analyzed			06/20/2008	06/20/2008			
Matrix			Aqueous	Aqueous			
Units			ug/L	ug/L			
Dilution Factor			1	1			
Analytes	MDL	PQL	Results	Results			
Dichlorodifluoromethane	1.5	3.0	ND	ND			
1,1-Dichloroethane	0.5	1.0	ND	ND			
1,2-Dichloroethane (EDC)	0.5	1.0	ND	ND			
1,1-Dichloroethene	0.5	1.0	ND	ND			
cis-1,2-Dichloroethene	0.5	1.0	ND	ND			
trans-1,2-Dichloroethene	0.5	1.0	ND	ND			
1,2-Dichloropropane	0.5	1.0	ND	ND			
1,3-Dichloropropane	0.5	1.0	ND	ND			
2,2-Dichloropropane	0.5	1.0	ND	ND			
1,1-Dichloropropene	0.5	1.0	ND	ND			
cis-1,3-Dichloropropene	0.5	1.0	ND	ND			
trans-1,3-Dichloropropene	0.5	1.0	ND	ND			
Ethylbenzene	0.5	1.0	ND	ND			
Hexachlorobutadiene	1.5	3.0	ND	ND			
2-Hexanone	2.5	5.0	ND	ND			
Isopropylbenzene	0.5	1.0	ND	ND			
p-Isopropyltoluene	0.5	1.0	ND	ND			
4-Methyl-2-pentanone (MIBK)	2.5	5.0	ND	ND			
Methyl-tert-butyl ether (MTBE)	0.5	1.0	ND	ND			
Methylene chloride (DCM)	2.0	4.0	ND	ND			
Naphthalene	0.5	1.0	ND	ND			
n-Propylbenzene	0.5	1.0	ND	ND			
Styrene	0.5	1.0	ND	ND			
1,1,1,2-Tetrachloroethane	0.5	1.0	ND	ND			
1,1,2,2-Tetrachloroethane	0.5	1.0	ND	ND			
Tetrachloroethene	0.5	1.0	ND	ND			
Toluene (Methyl benzene)	0.5	1.0	ND	ND			
1,2,3-Trichlorobenzene	0.5	1.0	ND	ND			
1,2,4-Trichlorobenzene	0.5	1.0	ND	ND			
1,1,1-Trichloroethane	0.5	1.0	ND	ND			
1,1,2-Trichloroethane	0.5	1.0	ND	ND			
Trichloroethene	0.5	1.0	ND	ND			
Trichlorofluoromethane	0.5	1.0	ND	ND			
1,2,3-Trichloropropane	0.5	1.0	ND	ND			



# American Environmental Testing Laboratory Inc.

2834 & 2908 North Naomi Street Burbank, CA 91504 • DOHS NO: 1541, LACSD NO: 10181  
 Tel: (888) 288-AETL • (818) 845-8200 • Fax: (818) 845-8840 • www.aetlab.com

## ANALYTICAL RESULTS

Page: 19

Project ID: 21384-03  
 Project Name: EPA Streams TO-65

AETL Job Number	Submitted	Client
47890	06/17/2008	T/TSB

Method: 8260B, Volatile Organic Compounds by GC/MS (SW846)

QC Batch No: 0620081A1

Our Lab I.D.			47890.21	47890.22			
Client Sample I.D.			NT6-2PDS	NT6-4PDS			
Date Sampled			06/13/2008	06/13/2008			
Date Prepared			06/20/2008	06/20/2008			
Preparation Method			5030B	5030B			
Date Analyzed			06/20/2008	06/20/2008			
Matrix			Aqueous	Aqueous			
Units			ug/L	ug/L			
Dilution Factor			1	1			
Analytes	MDL	PQL	Results	Results			
1,2,4-Trimethylbenzene	0.5	1.0	ND	ND			
1,3,5-Trimethylbenzene	0.5	1.0	ND	ND			
Vinyl Acetate	0.5	5.0	ND	ND			
Vinyl chloride (Chloroethene)	0.5	3.0	ND	ND			
o-Xylene	0.5	1.0	ND	ND			
m,p-Xylenes	1.0	2.0	ND	ND			
Our Lab I.D.			47890.21	47890.22			
Surrogates	%Rec.Limit		% Rec.	% Rec.			
Bromofluorobenzene	75-125		97.6	103			
Dibromofluoromethane	75-125		85.1	88.0			
Toluene-d8	75-125		107	118			



# American Environmental Testing Laboratory Inc.

2834 & 2908 North Naomi Street Burbank, CA 91504 • DOHS NO: 1541, LACSD NO: 10181  
 Tel: (888) 288-AETL • (818) 845-8200 • Fax: (818) 845-8840 • www.aetlab.com

## ANALYTICAL RESULTS

### Ordered By

Tetra Tech Inc.  
 301 Mentor Drive  
 Suite "A"  
 Santa Barbara, CA 93111-

### Site

Site 14 Lemoore NAS

Telephone: (805)681-3100

Attn: James Elliot

Page: 20

Project ID: 21384-03

Project Name: EPA Streams TO-65

AETL Job Number	Submitted	Client
47890	06/17/2008	T/TSB

Method: 8260B, Volatile Organic Compounds by GC/MS (SW846)

QC Batch No: 0621081A2

Our Lab I.D.		Method Blank	47890.23	47890.24	47890.25	
Client Sample I.D.			NT6-6PDS	NT6-8PDS	TB1-PDS	
Date Sampled			06/13/2008	06/13/2008	06/13/2008	
Date Prepared		06/21/2008	06/21/2008	06/21/2008	06/21/2008	
Preparation Method		5030B	5030B	5030B	5030B	
Date Analyzed		06/21/2008	06/21/2008	06/21/2008	06/21/2008	
Matrix		Aqueous	Aqueous	Aqueous	Aqueous	
Units		ug/L	ug/L	ug/L	ug/L	
Dilution Factor		1	1	1	1	
Analytes	MDL	PQL	Results	Results	Results	Results
Acetone	10	10	ND	ND	ND	ND
Benzene	0.5	1.0	ND	ND	ND	ND
Bromobenzene (Phenyl bromide)	0.5	1.0	ND	ND	ND	ND
Bromochloromethane	0.5	1.0	ND	ND	ND	ND
Bromodichloromethane	0.5	1.0	ND	ND	ND	ND
Bromoform (Tribromomethane)	2.5	5.0	ND	ND	ND	ND
Bromomethane (Methyl bromide)	1.5	3.0	ND	ND	ND	ND
2-Butanone (MEK)	5.0	5.0	ND	ND	ND	ND
n-Butylbenzene	0.5	1.0	ND	ND	ND	ND
sec-Butylbenzene	0.5	1.0	ND	ND	ND	ND
tert-Butylbenzene	0.5	1.0	ND	ND	ND	ND
Carbon Disulfide	0.5	1.0	ND	ND	ND	ND
Carbon tetrachloride	0.5	1.0	ND	ND	ND	ND
Chlorobenzene	0.5	1.0	ND	ND	ND	ND
Chloroethane	1.5	3.0	ND	ND	ND	ND
2-Chloroethyl vinyl ether	2.5	5.0	ND	ND	ND	ND
Chloroform (Trichloromethane)	0.5	1.0	ND	ND	ND	ND
Chloromethane (Methyl chloride)	1.5	3.0	ND	ND	ND	ND
2-Chlorotoluene	0.5	1.0	ND	ND	ND	ND
4-Chlorotoluene	0.5	1.0	ND	ND	ND	ND
1,2-Dibromo-3-chloropropane (DBCP)	2.5	5.0	ND	ND	ND	ND
Dibromochloromethane	0.5	1.0	ND	ND	ND	ND
1,2-Dibromoethane (EDB)	0.5	1.0	ND	ND	ND	ND
Dibromomethane	0.5	1.0	ND	ND	ND	ND
1,2-Dichlorobenzene	0.5	1.0	ND	ND	ND	ND
1,3-Dichlorobenzene	0.5	1.0	ND	ND	ND	ND
1,4-Dichlorobenzene	0.5	1.0	ND	ND	ND	ND



# American Environmental Testing Laboratory Inc.

2834 & 2908 North Naomi Street Burbank, CA 91504 • DOHS NO: 1541, LACSD NO: 10181  
 Tel: (888) 288-AETL • (818) 845-8200 • Fax: (818) 845-8840 • www.aetlab.com

## ANALYTICAL RESULTS

Page: 21

Project ID: 21384-03  
 Project Name: EPA Streams TO-65

AETL Job Number	Submitted	Client
47890	06/17/2008	T/TSB

Method: 8260B, Volatile Organic Compounds by GC/MS (SW846)

QC Batch No: 0621081A2

Our Lab I.D.			Method Blank	47890.23	47890.24	47890.25	
Client Sample I.D.				NT6-6PDS	NT6-8PDS	TB1-PDS	
Date Sampled				06/13/2008	06/13/2008	06/13/2008	
Date Prepared			06/21/2008	06/21/2008	06/21/2008	06/21/2008	
Preparation Method			5030B	5030B	5030B	5030B	
Date Analyzed			06/21/2008	06/21/2008	06/21/2008	06/21/2008	
Matrix			Aqueous	Aqueous	Aqueous	Aqueous	
Units			ug/L	ug/L	ug/L	ug/L	
Dilution Factor			1	1	1	1	
Analytes	MDL	PQL	Results	Results	Results	Results	
Dichlorodifluoromethane	1.5	3.0	ND	ND	ND	ND	
1,1-Dichloroethane	0.5	1.0	ND	ND	ND	ND	
1,2-Dichloroethane (EDC)	0.5	1.0	ND	ND	ND	ND	
1,1-Dichloroethene	0.5	1.0	ND	ND	ND	ND	
cis-1,2-Dichloroethene	0.5	1.0	ND	ND	ND	ND	
trans-1,2-Dichloroethene	0.5	1.0	ND	ND	ND	ND	
1,2-Dichloropropane	0.5	1.0	ND	ND	ND	ND	
1,3-Dichloropropane	0.5	1.0	ND	ND	ND	ND	
2,2-Dichloropropane	0.5	1.0	ND	ND	ND	ND	
1,1-Dichloropropene	0.5	1.0	ND	ND	ND	ND	
cis-1,3-Dichloropropene	0.5	1.0	ND	ND	ND	ND	
trans-1,3-Dichloropropene	0.5	1.0	ND	ND	ND	ND	
Ethylbenzene	0.5	1.0	ND	ND	ND	ND	
Hexachlorobutadiene	1.5	3.0	ND	ND	ND	ND	
2-Hexanone	2.5	5.0	ND	ND	ND	ND	
Isopropylbenzene	0.5	1.0	ND	ND	ND	ND	
p-Isopropyltoluene	0.5	1.0	ND	ND	ND	ND	
4-Methyl-2-pentanone (MIBK)	2.5	5.0	ND	ND	ND	ND	
Methyl-tert-butyl ether (MTBE)	0.5	1.0	ND	ND	ND	ND	
Methylene chloride (DCM)	2.0	4.0	ND	ND	ND	ND	
Naphthalene	0.5	1.0	ND	ND	ND	ND	
n-Propylbenzene	0.5	1.0	ND	ND	ND	ND	
Styrene	0.5	1.0	ND	ND	ND	ND	
1,1,1,2-Tetrachloroethane	0.5	1.0	ND	ND	ND	ND	
1,1,2,2-Tetrachloroethane	0.5	1.0	ND	ND	ND	ND	
Tetrachloroethene	0.5	1.0	ND	ND	ND	ND	
Toluene (Methyl benzene)	0.5	1.0	ND	ND	ND	ND	
1,2,3-Trichlorobenzene	0.5	1.0	ND	ND	ND	ND	
1,2,4-Trichlorobenzene	0.5	1.0	ND	ND	ND	ND	
1,1,1-Trichloroethane	0.5	1.0	ND	ND	ND	ND	
1,1,2-Trichloroethane	0.5	1.0	ND	ND	ND	ND	
Trichloroethene	0.5	1.0	ND	ND	ND	ND	
Trichlorofluoromethane	0.5	1.0	ND	ND	ND	ND	
1,2,3-Trichloropropane	0.5	1.0	ND	ND	ND	ND	





# American Environmental Testing Laboratory Inc.

2834 & 2908 North Naomi Street Burbank, CA 91504 • DOHS NO: 1541, LACSD NO: 10181  
 Tel: (888) 288-AETL • (818) 845-8200 • Fax: (818) 845-8840 • www.aetlab.com

## ANALYTICAL RESULTS

Page: **22**

Project ID: 21384-03  
 Project Name: EPA Streams TO-65

AETL Job Number	Submitted	Client
47890	06/17/2008	T/TSB

Method: 8260B, Volatile Organic Compounds by GC/MS (SW846)

QC Batch No: 0621081A2

Our Lab I.D.			Method Blank	47890.23	47890.24	47890.25	
Client Sample I.D.				NT6-6PDS	NT6-8PDS	TB1-PDS	
Date Sampled				06/13/2008	06/13/2008	06/13/2008	
Date Prepared			06/21/2008	06/21/2008	06/21/2008	06/21/2008	
Preparation Method			5030B	5030B	5030B	5030B	
Date Analyzed			06/21/2008	06/21/2008	06/21/2008	06/21/2008	
Matrix			Aqueous	Aqueous	Aqueous	Aqueous	
Units			ug/L	ug/L	ug/L	ug/L	
Dilution Factor			1	1	1	1	
Analytes	MDL	PQL	Results	Results	Results	Results	
1,2,4-Trimethylbenzene	0.5	1.0	ND	ND	ND	ND	
1,3,5-Trimethylbenzene	0.5	1.0	ND	ND	ND	ND	
Vinyl Acetate	0.5	5.0	ND	ND	ND	ND	
Vinyl chloride (Chloroethene)	0.5	3.0	ND	ND	ND	ND	
o-Xylene	0.5	1.0	ND	ND	ND	ND	
m,p-Xylenes	1.0	2.0	ND	ND	ND	ND	
Our Lab I.D.			Method Blank	47890.23	47890.24	47890.25	
Surrogates	%Rec.Limit		% Rec.	% Rec.	% Rec.	% Rec.	
Bromofluorobenzene	75-125		88.7	109	103	109	
Dibromofluoromethane	75-125		87.5	88.7	88.0	88.4	
Toluene-d8	75-125		113	104	117	111	



# American Environmental Testing Laboratory Inc.

2834 & 2908 North Naomi Street Burbank, CA 91504 • DOHS NO: 1541, LACSD NO: 10181  
 Tel: (888) 288-AETL • (818) 845-8200 • Fax: (818) 845-8840 • www.aetlab.com

## ANALYTICAL RESULTS

### Ordered By

Tetra Tech Inc.  
 301 Mentor Drive  
 Suite "A"  
 Santa Barbara, CA 93111-

### Site

Site 14 Lemoore NAS

Telephone: (805)681-3100

Attn: James Elliot

Page: 23

Project ID: 21384-03

Project Name: EPA Streams TO-65

AETL Job Number	Submitted	Client
47890	06/17/2008	T/TSB

Method: 8260B, Volatile Organic Compounds by GC/MS (SW846)

## QUALITY CONTROL REPORT

QC Batch No: 0619081A1; Dup or Spiked Sample: B0619081A1; LCS: Clean Water; QC Prepared: 06/19/2008; QC Analyzed: 06/19/2008;  
 Units: ppb

Analytes	Sample Result	MS Concen	MS Recov	MS % REC	MS DUP Concen	MS DUP Recov	MS DUP % REC	RPD %	MS/MSD % Limit	MS RPD % Limit
Benzene	0.0	50.00	51.00	102	50.00	51.00	102	<1	75-125	<20
Chlorobenzene	0.0	50.00	47.90	95.8	50.00	47.90	95.8	<1	75-125	<20
1,1-Dichloroethene	0.0	50.00	45.30	90.6	50.00	45.40	90.8	<1	75-125	<20
Methyl-tert-butyl ether (MTBE)	0.0	50.00	52.00	104	50.00	49.00	98.0	5.94	75-125	<20
Toluene (Methyl benzene)	0.0	50.00	49.40	98.8	50.00	50.00	100	1.21	75-125	<20
Trichloroethene	0.0	50.00	53.50	107	50.00	57.50	115	7.21	75-125	<20
<b>Surrogates</b>										
Bromofluorobenzene	0.0	50.00	55.00	110	50.00	57.00	114	3.64	75-125	<20
Dibromofluoromethane	0.0	50.00	44.60	89.2	50.00	44.70	89.4	<1	75-125	<20
Toluene-d8	0.0	50.00	52.00	104	50.00	51.50	103	<1	75-125	<20

QC Batch No: 0619081A1; Dup or Spiked Sample: B0619081A1; LCS: Clean Water; QC Prepared: 06/19/2008; QC Analyzed: 06/19/2008;  
 Units: ppb

Analytes	LCS Concen	LCS Recov	LCS % REC	LCS/LCSD % Limit						
Benzene	50.00	51.00	102	75-125						
Chlorobenzene	50.00	49.30	98.6	75-125						
1,1-Dichloroethene	50.00	46.20	92.4	75-125						
Methyl-tert-butyl ether (MTBE)	50.00	50.00	100	75-125						
Toluene (Methyl benzene)	50.00	50.50	101	75-125						
Trichloroethene	50.00	53.00	106	75-125						
<b>LCS</b>										
Chloroform (Trichloromethane)	50.00	46.60	93.2	75-125						
Ethylbenzene	50.00	48.20	96.4	75-125						
1,1,1-Trichloroethane	50.00	53.50	107	75-125						
o-Xylene	50.00	49.20	98.4	75-125						
m,p-Xylenes	100.00	95.90	95.9	75-125						
<b>Surrogates</b>										
Bromofluorobenzene	50.00	54.50	109	75-125						
Dibromofluoromethane	50.00	44.35	88.7	75-125						



# American Environmental Testing Laboratory Inc.

2834 & 2908 North Naomi Street Burbank, CA 91504 • DOHS NO: 1541, LACSD NO: 10181  
Tel: (888) 288-AETL • (818) 845-8200 • Fax: (818) 845-8840 • www.aetlab.com

## ANALYTICAL RESULTS

Page: **24**

Project ID: 21384-03  
Project Name: EPA Streams TO-65

AETL Job Number	Submitted	Client
47890	06/17/2008	T/TSB

Method: 8260B, Volatile Organic Compounds by GC/MS (SW846)

QC Batch No: 0619081A1; Dup or Spiked Sample: B0619081A1; LCS: Clean Water; QC Prepared: 06/19/2008; QC Analyzed: 06/19/2008;  
Units: ppb

Analytes	LCS Concen	LCS Recov	LCS % REC	LCS/LCSD % Limit						
Toluene-d8	50.00	52.50	105	75-125						



# American Environmental Testing Laboratory Inc.

2834 & 2908 North Naomi Street Burbank, CA 91504 • DOHS NO: 1541, LACSD NO: 10181  
 Tel: (888) 288-AETL • (818) 845-8200 • Fax: (818) 845-8840 • www.aetlab.com

## ANALYTICAL RESULTS

### Ordered By

Tetra Tech Inc.  
 301 Mentor Drive  
 Suite "A"  
 Santa Barbara, CA 93111-

### Site

Site 14 Lemoore NAS

Telephone: (805)681-3100

Attn: James Elliot

Page: 25

Project ID: 21384-03

Project Name: EPA Streams TO-65

AETL Job Number	Submitted	Client
47890	06/17/2008	T/TSB

Method: 8260B, Volatile Organic Compounds by GC/MS (SW846)

## QUALITY CONTROL REPORT

QC Batch No: 0620081A1; Dup or Spiked Sample: B0620081A1; LCS: Clean Water; QC Prepared: 06/20/2008; QC Analyzed: 06/20/2008;  
 Units: ppb

Analytes	Sample Result	MS Concen	MS Recov	MS % REC	MS DUP Concen	MS DUP Recov	MS DUP % REC	RPD %	MS/MSD % Limit	MS RPD % Limit
Benzene	0.0	50.00	49.00	98.0	50.00	47.60	95.2	2.90	75-125	<20
Chlorobenzene	0.0	50.00	47.80	95.6	50.00	46.00	92.0	3.84	75-125	<20
1,1-Dichloroethene	0.0	50.00	42.60	85.2	50.00	42.10	84.2	1.18	75-125	<20
Methyl-tert-butyl ether (MTBE)	0.0	50.00	49.10	98.2	50.00	48.20	96.4	1.85	75-125	<20
Toluene (Methyl benzene)	0.0	50.00	47.50	95.0	50.00	46.00	92.0	3.21	75-125	<20
Trichloroethene	0.0	50.00	55.00	110	50.00	62.00	124	12.0	75-125	<20
<b>Surrogates</b>										
Bromofluorobenzene	0.0	50.00	47.05	94.1	50.00	48.20	96.4	2.44	75-125	<20
Dibromofluoromethane	0.0	50.00	43.55	87.1	50.00	43.15	86.3	<1	75-125	<20
Toluene-d8	0.0	50.00	54.50	109	50.00	54.50	109	<1	75-125	<20

QC Batch No: 0620081A1; Dup or Spiked Sample: B0620081A1; LCS: Clean Water; QC Prepared: 06/20/2008; QC Analyzed: 06/20/2008;  
 Units: ppb

Analytes	LCS Concen	LCS Recov	LCS % REC	LCS/LCSD % Limit						
Benzene	50.00	48.00	96.0	75-125						
Chlorobenzene	50.00	46.10	92.2	75-125						
1,1-Dichloroethene	50.00	41.40	82.8	75-125						
Methyl-tert-butyl ether (MTBE)	50.00	49.80	99.6	75-125						
Toluene (Methyl benzene)	50.00	47.10	94.2	75-125						
Trichloroethene	50.00	49.60	99.2	75-125						
<b>LCS</b>										
Chloroform (Trichloromethane)	50.00	40.50	81.0	75-125						
Ethylbenzene	50.00	42.20	84.4	75-125						
1,1,1-Trichloroethane	50.00	43.20	86.4	75-125						
o-Xylene	50.00	44.50	89.0	75-125						
m,p-Xylenes	100.00	85.00	85.0	75-125						
<b>Surrogates</b>										
Bromofluorobenzene	50.00	48.10	96.2	75-125						
Dibromofluoromethane	50.00	43.55	87.1	75-125						



# American Environmental Testing Laboratory Inc.

2834 & 2908 North Naomi Street Burbank, CA 91504 • DOHS NO: 1541, LACSD NO: 10181  
Tel: (888) 288-AETL • (818) 845-8200 • Fax: (818) 845-8840 • www.aetlab.com

## ANALYTICAL RESULTS

Page: 26

Project ID: 21384-03  
Project Name: EPA Streams TO-65

AETL Job Number	Submitted	Client
47890	06/17/2008	T/TSB

Method: 8260B, Volatile Organic Compounds by GC/MS (SW846)

QC Batch No: 0620081A1; Dup or Spiked Sample: B0620081A1; LCS: Clean Water; QC Prepared: 06/20/2008; QC Analyzed: 06/20/2008;  
Units: ppb

Analytes	LCS Concen	LCS Recov	LCS % REC	LCS/LCSD % Limit						
Toluene-d8	50.00	54.50	109	75-125						



# American Environmental Testing Laboratory Inc.

2834 & 2908 North Naomi Street Burbank, CA 91504 • DOHS NO: 1541, LACSD NO: 10181  
 Tel: (888) 288-AETL • (818) 845-8200 • Fax: (818) 845-8840 • www.aetlab.com

## ANALYTICAL RESULTS

### Ordered By

### Site

Tetra Tech Inc.  
 301 Mentor Drive  
 Suite "A"  
 Santa Barbara, CA 93111-

Site 14 Lemoore NAS

Telephone: (805)681-3100

Attn: James Elliot

Page: 27

Project ID: 21384-03

Project Name: EPA Streams TO-65

AETL Job Number	Submitted	Client
47890	06/17/2008	T/TSB

Method: 8260B, Volatile Organic Compounds by GC/MS (SW846)

### QUALITY CONTROL REPORT

QC Batch No: 0621081A2; Dup or Spiked Sample: B0621081A2; LCS: Clean Water; QC Prepared: 06/21/2008; QC Analyzed: 06/21/2008;  
 Units: ppb

Analytes	Sample Result	MS Concen	MS Recov	MS % REC	MS DUP Concen	MS DUP Recov	MS DUP % REC	RPD %	MS/MSD % Limit	MS RPD % Limit
Benzene	0.0	50.00	49.80	99.6	50.00	51.00	102	2.4	75-125	<20
Chlorobenzene	0.0	50.00	49.60	99.2	50.00	49.20	98.4	<1	75-125	<20
1,1-Dichloroethene	0.0	50.00	49.40	98.8	50.00	49.70	99.4	<1	75-125	<20
Methyl-tert-butyl ether (MTBE)	0.0	50.00	49.80	99.6	50.00	49.70	99.4	<1	75-125	<20
Toluene (Methyl benzene)	0.0	50.00	49.80	99.6	50.00	51.00	102	2.4	75-125	<20
Trichloroethene	0.0	50.00	56.50	113	50.00	59.50	119	5.2	75-125	<20
<b>Surrogates</b>										
Bromofluorobenzene	0.0	50.00	47.05	94.1	50.00	48.20	96.4	2.4	75-125	<20
Dibromofluoromethane	0.0	50.00	43.55	87.1	50.00	43.15	86.3	<1	75-125	<20
Toluene-d8	0.0	50.00	54.50	109	50.00	54.50	109	<1	75-125	<20

QC Batch No: 0621081A2; Dup or Spiked Sample: B0621081A2; LCS: Clean Water; QC Prepared: 06/21/2008; QC Analyzed: 06/21/2008;  
 Units: ppb

Analytes	LCS Concen	LCS Recov	LCS % REC	LCS/LCSD % Limit
Benzene	50.00	49.40	98.8	75-125
Chlorobenzene	50.00	50.00	100	75-125
1,1-Dichloroethene	50.00	49.50	99.0	75-125
Methyl-tert-butyl ether (MTBE)	50.00	50.00	100	75-125
Toluene (Methyl benzene)	50.00	51.00	102	75-125
Trichloroethene	50.00	58.00	116	75-125
<b>LCS</b>				
Chloroform (Trichloromethane)	50.00	43.60	87.2	75-125
Ethylbenzene	50.00	51.00	102	75-125
1,1,1-Trichloroethane	50.00	49.20	98.4	75-125
o-Xylene	50.00	51.50	103	75-125
m,p-Xylenes	100.00	101.00	101	75-125
<b>Surrogates</b>				
Bromofluorobenzene	50.00	48.10	96.2	75-125
Dibromofluoromethane	50.00	43.55	87.1	75-125



# American Environmental Testing Laboratory Inc.

2834 & 2908 North Naomi Street Burbank, CA 91504 • DOHS NO: 1541, LACSD NO: 10181  
Tel: (888) 288-AETL • (818) 845-8200 • Fax: (818) 845-8840 • www.aetlab.com

## ANALYTICAL RESULTS

Page: 28

Project ID: 21384-03  
Project Name: EPA Streams TO-65

AETL Job Number	Submitted	Client
47890	06/17/2008	T/TSB

Method: 8260B, Volatile Organic Compounds by GC/MS (SW846)

QC Batch No: 0621081A2; Dup or Spiked Sample: B0621081A2; LCS: Clean Water; QC Prepared: 06/21/2008; QC Analyzed: 06/21/2008;  
Units: ppb

Analytes	LCS Concen	LCS Recov	LCS % REC	LCS/LCSD % Limit						
Toluene-d8	50.00	54.50	109	75-125						



## American Environmental Testing Laboratory Inc.

2834 & 2908 North Naomi Street Burbank, CA 91504 • DOHS NO: 1541, LACSD NO: 10181  
Tel: (888) 288-AETL • (818) 845-8200 • Fax: (818) 845-8840 • www.aetlab.com

### Ordered By

Tetra Tech Inc.  
301 Mentor Drive Suite "A"  
Santa Barbara, CA 93111

Number of Pages 32  
Date Received 07/24/2008  
Date Reported 08/01/2008

Telephone: (805)681-3100  
Attention: James Elliot

Job Number	Order Date	Client
48398	07/24/2008	T/TSB

Project ID: 21384-03  
Project Name: EPA Streams TO-65  
Site: Site 14 Lemoore NAS

Enclosed please find results of analyses of 25 water samples which were analyzed as specified on the attached chain of custody. If there are any questions, please do not hesitate to call.

Checked By: \_\_\_\_\_

Approved By: \_\_\_\_\_

Cyrus Razmara, Ph.D.  
Laboratory Director





# American Environmental Testing Laboratory Inc.

2834 & 2908 North Naomi Street, Burbank, CA 91504 • DOHS NO: 1541, LACSD NO: 10181  
 Tel: (888) 288-AETL • (818) 845-8200 • Fax: (818) 845-8840 • www.aetlab.com

# CHAIN OF CUSTODY RECORD

No. 52288

Page 2 of 2

COMPANY: Arta Tech Inc. PROJECT MANAGER: James Elliot AETL JOB No. 48398

COMPANY ADDRESS: 301 Mentor Drive Suite A, Santa Barbara, CA 93101 PHONE: 805-681-3100 FAX: 805-681-3108

PROJECT NAME: Streams TO65 PROJECT #: 21384-03

SITE NAME AND ADDRESS: Site 19 Lemore NAS PO #

SAMPLE ID	LAB ID	DATE	TIME	MATRIX	CONTAINER NUMBER/SIZE	PRES.
1 STS-10 PDS		7/23/08	1135	water	1/40 ml 10A	Nag P <sub>04</sub>
2 NT6-2 PDS			1205			
3 NT6-4 PDS			1210			
4 NT6-6 PDS			1220			
5 NT6-8 PDS			1225			
6 NTS-2 PDS			1255			
7 NTS-4 PDS			1300			
8 NTS-6 PDS			1305			
9 NTS-8 PDS			1310			
10 TBI-PDS			0800		2/10 ml 10A HCL	
11						
12						
13						
14						
15						

TEST INSTRUCTIONS & COMMENTS: VCs

ANALYSIS REQUESTED: SW82608

RELINQUISHED BY: 1. Signature: [Signature] Printed Name: James Elliot Date: 7-24-08 Time: 10:17

RELINQUISHED BY: 2. Signature: [Signature] Printed Name: Herman Date: 7-24-08 Time: 11:55

RECEIVED BY: 1. Signature: [Signature] Printed Name: Herman Date: 7-24-08 Time: 10:17

RECEIVED BY: 2. Signature: [Signature] Printed Name: Herman Date: 7-24-08 Time: 11:55

RECEIVED BY: 3. Signature: [Signature] Printed Name: Herman Date: 7-24-08 Time: 11:55

TURN AROUND TIME:  SAME DAY  NEXT DAY  2 DAYS  3 DAYS

NORMAL  RUSH

DISTRIBUTION: WHITE - Laboratory, CANARY - Laboratory, PINK - Project/Account Manager, YELLOW - Sampler/Originator





# American Environmental Testing Laboratory Inc.

2834 & 2908 North Naomi Street Burbank, CA 91504 • DOHS NO: 1541, LACSD NO: 10181  
 Tel: (888) 288-AETL • (818) 845-8200 • Fax: (818) 845-8840 • www.aetlab.com

## ANALYTICAL RESULTS

### Ordered By

Tetra Tech Inc.  
 301 Mentor Drive  
 Suite "A"  
 Santa Barbara, CA 93111

### Site

Site 14 Lemoore NAS

Telephone: (805)681-3100

Attn: James Elliot

Page: 2

Project ID: 21384-03

Project Name: EPA Streams TO-65

AETL Job Number	Submitted	Client
48398	07/24/2008	T/TSB

Method: 8260B, Volatile Organic Compounds by GC/MS (SW846)

QC Batch No: 0725081A1

Our Lab I.D.		Method Blank	48398.01	48398.02	48398.03	48398.04	
Client Sample I.D.			ST1-2PDS	ST1-4PDS	ST1-7PDS	ST1-10PDS	
Date Sampled			07/23/2008	07/23/2008	07/23/2008	07/23/2008	
Date Prepared		07/25/2008	07/25/2008	07/25/2008	07/25/2008	07/25/2008	
Preparation Method		5030B	5030B	5030B	5030B	5030B	
Date Analyzed		07/25/2008	07/25/2008	07/25/2008	07/25/2008	07/25/2008	
Matrix		Aqueous	Aqueous	Aqueous	Aqueous	Aqueous	
Units		ug/L	ug/L	ug/L	ug/L	ug/L	
Dilution Factor		1	1	1	1	1	
Analytes	MDL	PQL	Results	Results	Results	Results	Results
Acetone	10	10	ND	ND	ND	ND	ND
Benzene	0.5	1.0	ND	ND	ND	ND	ND
Bromobenzene (Phenyl bromide)	0.5	1.0	ND	ND	ND	ND	ND
Bromochloromethane	0.5	1.0	ND	ND	ND	ND	ND
Bromodichloromethane	0.5	1.0	ND	ND	ND	ND	ND
Bromoform (Tribromomethane)	2.5	5.0	ND	ND	ND	ND	ND
Bromomethane (Methyl bromide)	1.5	3.0	ND	ND	ND	ND	ND
2-Butanone (MEK)	5.0	5.0	ND	ND	ND	ND	ND
n-Butylbenzene	0.5	1.0	ND	ND	ND	ND	ND
sec-Butylbenzene	0.5	1.0	ND	ND	ND	ND	ND
tert-Butylbenzene	0.5	1.0	ND	ND	ND	ND	ND
Carbon Disulfide	0.5	1.0	ND	ND	ND	ND	ND
Carbon tetrachloride	0.5	1.0	ND	ND	ND	ND	ND
Chlorobenzene	0.5	1.0	ND	ND	ND	ND	ND
Chloroethane	1.5	3.0	ND	ND	ND	ND	ND
2-Chloroethyl vinyl ether	2.5	5.0	ND	ND	ND	ND	ND
Chloroform (Trichloromethane)	0.5	1.0	ND	ND	1.01	1.44	1.37
Chloromethane (Methyl chloride)	1.5	3.0	ND	ND	ND	ND	ND
2-Chlorotoluene	0.5	1.0	ND	ND	ND	ND	ND
4-Chlorotoluene	0.5	1.0	ND	ND	ND	ND	ND
1,2-Dibromo-3-chloropropane (DBCP)	2.5	5.0	ND	ND	ND	ND	ND
Dibromochloromethane	0.5	1.0	ND	ND	ND	ND	ND
1,2-Dibromoethane (EDB)	0.5	1.0	ND	ND	ND	ND	ND
Dibromomethane	0.5	1.0	ND	ND	ND	ND	ND
1,2-Dichlorobenzene	0.5	1.0	ND	ND	ND	ND	ND
1,3-Dichlorobenzene	0.5	1.0	ND	ND	ND	ND	ND
1,4-Dichlorobenzene	0.5	1.0	ND	ND	ND	ND	ND



# American Environmental Testing Laboratory Inc.

2834 & 2908 North Naomi Street Burbank, CA 91504 • DOHS NO: 1541, LACSD NO: 10181  
 Tel: (888) 288-AETL • (818) 845-8200 • Fax: (818) 845-8840 • www.aetlab.com

## ANALYTICAL RESULTS

Page: 3

Project ID: 21384-03  
 Project Name: EPA Streams TO-65

AETL Job Number	Submitted	Client
48398	07/24/2008	T/TSB

Method: 8260B, Volatile Organic Compounds by GC/MS (SW846)

QC Batch No: 0725081A1

Our Lab I.D.			Method Blank	48398.01	48398.02	48398.03	48398.04
Client Sample I.D.				ST1-2PDS	ST1-4PDS	ST1-7PDS	ST1-10PDS
Date Sampled				07/23/2008	07/23/2008	07/23/2008	07/23/2008
Date Prepared			07/25/2008	07/25/2008	07/25/2008	07/25/2008	07/25/2008
Preparation Method			5030B	5030B	5030B	5030B	5030B
Date Analyzed			07/25/2008	07/25/2008	07/25/2008	07/25/2008	07/25/2008
Matrix			Aqueous	Aqueous	Aqueous	Aqueous	Aqueous
Units			ug/L	ug/L	ug/L	ug/L	ug/L
Dilution Factor			1	1	1	1	1
Analytes	MDL	PQL	Results	Results	Results	Results	Results
Dichlorodifluoromethane	1.5	3.0	ND	ND	ND	ND	ND
1,1-Dichloroethane	0.5	1.0	ND	ND	ND	0.580J	0.510J
1,2-Dichloroethane (EDC)	0.5	1.0	ND	ND	ND	ND	ND
1,1-Dichloroethene	0.5	1.0	ND	ND	ND	1.03	0.930J
cis-1,2-Dichloroethene	0.5	1.0	ND	ND	1.51	2.52	2.34
trans-1,2-Dichloroethene	0.5	1.0	ND	ND	ND	ND	ND
1,2-Dichloropropane	0.5	1.0	ND	ND	ND	ND	ND
1,3-Dichloropropane	0.5	1.0	ND	ND	ND	ND	ND
2,2-Dichloropropane	0.5	1.0	ND	ND	ND	ND	ND
1,1-Dichloropropene	0.5	1.0	ND	ND	ND	ND	ND
cis-1,3-Dichloropropene	0.5	1.0	ND	ND	ND	ND	ND
trans-1,3-Dichloropropene	0.5	1.0	ND	ND	ND	ND	ND
Ethylbenzene	0.5	1.0	ND	ND	ND	ND	ND
Hexachlorobutadiene	1.5	3.0	ND	ND	ND	ND	ND
2-Hexanone	2.5	5.0	ND	ND	ND	ND	ND
Isopropylbenzene	0.5	1.0	ND	ND	ND	ND	ND
p-Isopropyltoluene	0.5	1.0	ND	ND	ND	ND	ND
4-Methyl-2-pentanone (MIBK)	2.5	5.0	ND	ND	ND	ND	ND
Methyl-tert-butyl ether (MTBE)	0.5	1.0	ND	ND	ND	ND	ND
Methylene chloride (DCM)	2.0	4.0	ND	ND	ND	ND	ND
Naphthalene	0.5	1.0	ND	ND	ND	ND	ND
n-Propylbenzene	0.5	1.0	ND	ND	ND	ND	ND
Styrene	0.5	1.0	ND	ND	ND	ND	ND
1,1,1,2-Tetrachloroethane	0.5	1.0	ND	ND	ND	ND	ND
1,1,2,2-Tetrachloroethane	0.5	1.0	ND	ND	ND	ND	ND
Tetrachloroethene	0.5	1.0	ND	ND	ND	0.950J	ND
Toluene (Methyl benzene)	0.5	1.0	ND	ND	ND	ND	ND
1,2,3-Trichlorobenzene	0.5	1.0	ND	ND	ND	ND	ND
1,2,4-Trichlorobenzene	0.5	1.0	ND	ND	ND	ND	ND
1,1,1-Trichloroethane	0.5	1.0	ND	ND	ND	ND	ND
1,1,2-Trichloroethane	0.5	1.0	ND	ND	ND	ND	ND
Trichloroethene	0.5	1.0	ND	12.7	82.4	169	115
Trichlorofluoromethane	0.5	1.0	ND	ND	ND	ND	ND
1,2,3-Trichloropropane	0.5	1.0	ND	ND	ND	ND	ND



# American Environmental Testing Laboratory Inc.

2834 & 2908 North Naomi Street Burbank, CA 91504 • DOHS NO: 1541, LACSD NO: 10181  
 Tel: (888) 288-AETL • (818) 845-8200 • Fax: (818) 845-8840 • www.aetlab.com

## ANALYTICAL RESULTS

Page: 4

Project ID: 21384-03  
 Project Name: EPA Streams TO-65

AETL Job Number	Submitted	Client
48398	07/24/2008	T/TSB

Method: 8260B, Volatile Organic Compounds by GC/MS (SW846)

QC Batch No: 0725081A1

Our Lab I.D.			Method Blank	48398.01	48398.02	48398.03	48398.04
Client Sample I.D.				ST1-2PDS	ST1-4PDS	ST1-7PDS	ST1-10PDS
Date Sampled				07/23/2008	07/23/2008	07/23/2008	07/23/2008
Date Prepared			07/25/2008	07/25/2008	07/25/2008	07/25/2008	07/25/2008
Preparation Method			5030B	5030B	5030B	5030B	5030B
Date Analyzed			07/25/2008	07/25/2008	07/25/2008	07/25/2008	07/25/2008
Matrix			Aqueous	Aqueous	Aqueous	Aqueous	Aqueous
Units			ug/L	ug/L	ug/L	ug/L	ug/L
Dilution Factor			1	1	1	1	1
Analytes	MDL	PQL	Results	Results	Results	Results	Results
1,2,4-Trimethylbenzene	0.5	1.0	ND	ND	ND	ND	ND
1,3,5-Trimethylbenzene	0.5	1.0	ND	ND	ND	ND	ND
Vinyl Acetate	0.5	5.0	ND	ND	ND	ND	ND
Vinyl chloride (Chloroethene)	0.5	3.0	ND	ND	ND	ND	ND
o-Xylene	0.5	1.0	ND	ND	ND	ND	ND
m,p-Xylenes	1.0	2.0	ND	ND	ND	ND	ND
Our Lab I.D.			Method Blank	48398.01	48398.02	48398.03	48398.04
Surrogates	%Rec.Limit		% Rec.	% Rec.	% Rec.	% Rec.	% Rec.
Bromofluorobenzene	75-125		100	102	100	103	102
Dibromofluoromethane	75-125		95.6	91.6	95.8	94.3	95.2
Toluene-d8	75-125		96.7	98.7	96.9	97.6	96.2



# American Environmental Testing Laboratory Inc.

2834 & 2908 North Naomi Street Burbank, CA 91504 • DOHS NO: 1541, LACSD NO: 10181  
 Tel: (888) 288-AETL • (818) 845-8200 • Fax: (818) 845-8840 • www.aetlab.com

## ANALYTICAL RESULTS

### Ordered By

Tetra Tech Inc.  
 301 Mentor Drive  
 Suite "A"  
 Santa Barbara, CA 93111

### Site

Site 14 Lemoore NAS

Telephone: (805)681-3100

Attn: James Elliot

Page: 5

Project ID: 21384-03

Project Name: EPA Streams TO-65

AETL Job Number	Submitted	Client
48398	07/24/2008	T/TSB

Method: 8260B, Volatile Organic Compounds by GC/MS (SW846)

QC Batch No: 0725081A1

Our Lab I.D.			48398.05	48398.06	48398.07	48398.08	48398.09
Client Sample I.D.			ST2-2PDS	ST2-4PDS	ST2-7PDS	ST2-10PDS	ST3-2PDS
Date Sampled			07/23/2008	07/23/2008	07/23/2008	07/23/2008	07/23/2008
Date Prepared			07/25/2008	07/25/2008	07/25/2008	07/25/2008	07/25/2008
Preparation Method			5030B	5030B	5030B	5030B	5030B
Date Analyzed			07/25/2008	07/25/2008	07/25/2008	07/25/2008	07/25/2008
Matrix			Aqueous	Aqueous	Aqueous	Aqueous	Aqueous
Units			ug/L	ug/L	ug/L	ug/L	ug/L
Dilution Factor			1	1	1	1	1
Analytes	MDL	PQL	Results	Results	Results	Results	Results
Acetone	10	10	ND	ND	ND	ND	ND
Benzene	0.5	1.0	ND	ND	ND	ND	ND
Bromobenzene (Phenyl bromide)	0.5	1.0	ND	ND	ND	ND	ND
Bromochloromethane	0.5	1.0	ND	ND	ND	ND	ND
Bromodichloromethane	0.5	1.0	ND	ND	ND	ND	ND
Bromoform (Tribromomethane)	2.5	5.0	ND	ND	ND	ND	ND
Bromomethane (Methyl bromide)	1.5	3.0	ND	ND	ND	ND	ND
2-Butanone (MEK)	5.0	5.0	ND	ND	ND	ND	ND
n-Butylbenzene	0.5	1.0	ND	ND	ND	ND	ND
sec-Butylbenzene	0.5	1.0	ND	ND	ND	ND	ND
tert-Butylbenzene	0.5	1.0	ND	ND	ND	ND	ND
Carbon Disulfide	0.5	1.0	ND	ND	ND	ND	ND
Carbon tetrachloride	0.5	1.0	ND	ND	ND	ND	ND
Chlorobenzene	0.5	1.0	ND	ND	ND	ND	ND
Chloroethane	1.5	3.0	ND	ND	ND	ND	ND
2-Chloroethyl vinyl ether	2.5	5.0	ND	ND	ND	ND	ND
Chloroform (Trichloromethane)	0.5	1.0	ND	1.69	1.79	0.670J	ND
Chloromethane (Methyl chloride)	1.5	3.0	ND	ND	ND	ND	ND
2-Chlorotoluene	0.5	1.0	ND	ND	ND	ND	ND
4-Chlorotoluene	0.5	1.0	ND	ND	ND	ND	ND
1,2-Dibromo-3-chloropropane (DBCP)	2.5	5.0	ND	ND	ND	ND	ND
Dibromochloromethane	0.5	1.0	ND	ND	ND	ND	ND
1,2-Dibromoethane (EDB)	0.5	1.0	ND	ND	ND	ND	ND
Dibromomethane	0.5	1.0	ND	ND	ND	ND	ND
1,2-Dichlorobenzene	0.5	1.0	ND	ND	ND	ND	ND
1,3-Dichlorobenzene	0.5	1.0	ND	ND	ND	ND	ND
1,4-Dichlorobenzene	0.5	1.0	ND	ND	ND	ND	ND



# American Environmental Testing Laboratory Inc.

2834 & 2908 North Naomi Street Burbank, CA 91504 • DOHS NO: 1541, LACSD NO: 10181  
 Tel: (888) 288-AETL • (818) 845-8200 • Fax: (818) 845-8840 • www.aetlab.com

## ANALYTICAL RESULTS

Page: 6

Project ID: 21384-03  
 Project Name: EPA Streams TO-65

AETL Job Number	Submitted	Client
48398	07/24/2008	T/TSB

Method: 8260B, Volatile Organic Compounds by GC/MS (SW846)

QC Batch No: 0725081A1

Our Lab I.D.			48398.05	48398.06	48398.07	48398.08	48398.09
Client Sample I.D.			ST2-2PDS	ST2-4PDS	ST2-7PDS	ST2-10PDS	ST3-2PDS
Date Sampled			07/23/2008	07/23/2008	07/23/2008	07/23/2008	07/23/2008
Date Prepared			07/25/2008	07/25/2008	07/25/2008	07/25/2008	07/25/2008
Preparation Method			5030B	5030B	5030B	5030B	5030B
Date Analyzed			07/25/2008	07/25/2008	07/25/2008	07/25/2008	07/25/2008
Matrix			Aqueous	Aqueous	Aqueous	Aqueous	Aqueous
Units			ug/L	ug/L	ug/L	ug/L	ug/L
Dilution Factor			1	1	1	1	1
Analytes	MDL	PQL	Results	Results	Results	Results	Results
Dichlorodifluoromethane	1.5	3.0	ND	ND	ND	ND	ND
1,1-Dichloroethane	0.5	1.0	ND	ND	ND	ND	ND
1,2-Dichloroethane (EDC)	0.5	1.0	ND	ND	ND	ND	ND
1,1-Dichloroethene	0.5	1.0	ND	ND	ND	ND	ND
cis-1,2-Dichloroethene	0.5	1.0	ND	ND	ND	ND	ND
trans-1,2-Dichloroethene	0.5	1.0	ND	ND	ND	ND	ND
1,2-Dichloropropane	0.5	1.0	ND	ND	ND	ND	ND
1,3-Dichloropropane	0.5	1.0	ND	ND	ND	ND	ND
2,2-Dichloropropane	0.5	1.0	ND	ND	ND	ND	ND
1,1-Dichloropropene	0.5	1.0	ND	ND	ND	ND	ND
cis-1,3-Dichloropropene	0.5	1.0	ND	ND	ND	ND	ND
trans-1,3-Dichloropropene	0.5	1.0	ND	ND	ND	ND	ND
Ethylbenzene	0.5	1.0	ND	ND	ND	ND	ND
Hexachlorobutadiene	1.5	3.0	ND	ND	ND	ND	ND
2-Hexanone	2.5	5.0	ND	ND	ND	ND	ND
Isopropylbenzene	0.5	1.0	ND	ND	ND	ND	ND
p-Isopropyltoluene	0.5	1.0	ND	ND	ND	ND	ND
4-Methyl-2-pentanone (MIBK)	2.5	5.0	ND	ND	ND	ND	ND
Methyl-tert-butyl ether (MTBE)	0.5	1.0	ND	ND	ND	ND	ND
Methylene chloride (DCM)	2.0	4.0	ND	ND	ND	ND	ND
Naphthalene	0.5	1.0	ND	ND	ND	ND	ND
n-Propylbenzene	0.5	1.0	ND	ND	ND	ND	ND
Styrene	0.5	1.0	ND	ND	ND	ND	ND
1,1,1,2-Tetrachloroethane	0.5	1.0	ND	ND	ND	ND	ND
1,1,2,2-Tetrachloroethane	0.5	1.0	ND	ND	ND	ND	ND
Tetrachloroethene	0.5	1.0	ND	ND	ND	ND	ND
Toluene (Methyl benzene)	0.5	1.0	ND	ND	ND	ND	ND
1,2,3-Trichlorobenzene	0.5	1.0	ND	ND	ND	ND	ND
1,2,4-Trichlorobenzene	0.5	1.0	ND	ND	ND	ND	ND
1,1,1-Trichloroethane	0.5	1.0	ND	ND	ND	ND	ND
1,1,2-Trichloroethane	0.5	1.0	ND	ND	ND	ND	ND
Trichloroethene	0.5	1.0	1.54	11.2	19.3	5.95	ND
Trichlorofluoromethane	0.5	1.0	ND	ND	ND	ND	ND
1,2,3-Trichloropropane	0.5	1.0	ND	ND	ND	ND	ND



# American Environmental Testing Laboratory Inc.

2834 & 2908 North Naomi Street Burbank, CA 91504 • DOHS NO: 1541, LACSD NO: 10181  
 Tel: (888) 288-AETL • (818) 845-8200 • Fax: (818) 845-8840 • www.aetlab.com

## ANALYTICAL RESULTS

Page: 7

Project ID: 21384-03  
 Project Name: EPA Streams TO-65

AETL Job Number	Submitted	Client
48398	07/24/2008	T/TSB

Method: 8260B, Volatile Organic Compounds by GC/MS (SW846)

QC Batch No: 0725081A1

Our Lab I.D.			48398.05	48398.06	48398.07	48398.08	48398.09
Client Sample I.D.			ST2-2PDS	ST2-4PDS	ST2-7PDS	ST2-10PDS	ST3-2PDS
Date Sampled			07/23/2008	07/23/2008	07/23/2008	07/23/2008	07/23/2008
Date Prepared			07/25/2008	07/25/2008	07/25/2008	07/25/2008	07/25/2008
Preparation Method			5030B	5030B	5030B	5030B	5030B
Date Analyzed			07/25/2008	07/25/2008	07/25/2008	07/25/2008	07/25/2008
Matrix			Aqueous	Aqueous	Aqueous	Aqueous	Aqueous
Units			ug/L	ug/L	ug/L	ug/L	ug/L
Dilution Factor			1	1	1	1	1
Analytes	MDL	PQL	Results	Results	Results	Results	Results
1,2,4-Trimethylbenzene	0.5	1.0	ND	ND	ND	ND	ND
1,3,5-Trimethylbenzene	0.5	1.0	ND	ND	ND	ND	ND
Vinyl Acetate	0.5	5.0	ND	ND	ND	ND	ND
Vinyl chloride (Chloroethene)	0.5	3.0	ND	ND	ND	ND	ND
o-Xylene	0.5	1.0	ND	ND	ND	ND	ND
m,p-Xylenes	1.0	2.0	ND	ND	ND	ND	ND
Our Lab I.D.			48398.05	48398.06	48398.07	48398.08	48398.09
Surrogates	%Rec.Limit		% Rec.	% Rec.	% Rec.	% Rec.	% Rec.
Bromofluorobenzene	75-125		101	103	105	109	110
Dibromofluoromethane	75-125		93.1	94.0	90.1	79.3	80.1
Toluene-d8	75-125		96.7	97.9	99.4	103	105





# American Environmental Testing Laboratory Inc.

2834 & 2908 North Naomi Street Burbank, CA 91504 • DOHS NO: 1541, LACSD NO: 10181  
 Tel: (888) 288-AETL • (818) 845-8200 • Fax: (818) 845-8840 • www.aetlab.com

## ANALYTICAL RESULTS

### Ordered By

Tetra Tech Inc.  
 301 Mentor Drive  
 Suite "A"  
 Santa Barbara, CA 93111

### Site

Site 14 Lemoore NAS

Telephone: (805)681-3100

Attn: James Elliot

Page: 8

Project ID: 21384-03

Project Name: EPA Streams TO-65

AETL Job Number	Submitted	Client
48398	07/24/2008	T/TSB

Method: 8260B, Volatile Organic Compounds by GC/MS (SW846)

QC Batch No: 0725081A1

Our Lab I.D.			48398.10	48398.11			
Client Sample I.D.			ST3-4PDS	ST3-7PDS			
Date Sampled			07/23/2008	07/23/2008			
Date Prepared			07/25/2008	07/25/2008			
Preparation Method			5030B	5030B			
Date Analyzed			07/25/2008	07/25/2008			
Matrix			Aqueous	Aqueous			
Units			ug/L	ug/L			
Dilution Factor			1	1			
Analytes	MDL	PQL	Results	Results			
Acetone	10	10	ND	ND			
Benzene	0.5	1.0	ND	ND			
Bromobenzene (Phenyl bromide)	0.5	1.0	ND	ND			
Bromochloromethane	0.5	1.0	ND	ND			
Bromodichloromethane	0.5	1.0	ND	ND			
Bromoform (Tribromomethane)	2.5	5.0	ND	ND			
Bromomethane (Methyl bromide)	1.5	3.0	ND	ND			
2-Butanone (MEK)	5.0	5.0	ND	ND			
n-Butylbenzene	0.5	1.0	ND	ND			
sec-Butylbenzene	0.5	1.0	ND	ND			
tert-Butylbenzene	0.5	1.0	ND	ND			
Carbon Disulfide	0.5	1.0	ND	ND			
Carbon tetrachloride	0.5	1.0	ND	ND			
Chlorobenzene	0.5	1.0	ND	ND			
Chloroethane	1.5	3.0	ND	ND			
2-Chloroethyl vinyl ether	2.5	5.0	ND	ND			
Chloroform (Trichloromethane)	0.5	1.0	ND	ND			
Chloromethane (Methyl chloride)	1.5	3.0	ND	ND			
2-Chlorotoluene	0.5	1.0	ND	ND			
4-Chlorotoluene	0.5	1.0	ND	ND			
1,2-Dibromo-3-chloropropane (DBCP)	2.5	5.0	ND	ND			
Dibromochloromethane	0.5	1.0	ND	ND			
1,2-Dibromoethane (EDB)	0.5	1.0	ND	ND			
Dibromomethane	0.5	1.0	ND	ND			
1,2-Dichlorobenzene	0.5	1.0	ND	ND			
1,3-Dichlorobenzene	0.5	1.0	ND	ND			
1,4-Dichlorobenzene	0.5	1.0	ND	ND			



# American Environmental Testing Laboratory Inc.

2834 & 2908 North Naomi Street Burbank, CA 91504 • DOHS NO: 1541, LACSD NO: 10181  
 Tel: (888) 288-AETL • (818) 845-8200 • Fax: (818) 845-8840 • www.aetlab.com

## ANALYTICAL RESULTS

Page: 9

Project ID: 21384-03  
 Project Name: EPA Streams TO-65

AETL Job Number	Submitted	Client
48398	07/24/2008	T/TSB

Method: 8260B, Volatile Organic Compounds by GC/MS (SW846)

QC Batch No: 0725081A1

Our Lab I.D.			48398.10	48398.11			
Client Sample I.D.			ST3-4PDS	ST3-7PDS			
Date Sampled			07/23/2008	07/23/2008			
Date Prepared			07/25/2008	07/25/2008			
Preparation Method			5030B	5030B			
Date Analyzed			07/25/2008	07/25/2008			
Matrix			Aqueous	Aqueous			
Units			ug/L	ug/L			
Dilution Factor			1	1			
Analytes	MDL	PQL	Results	Results			
Dichlorodifluoromethane	1.5	3.0	ND	ND			
1,1-Dichloroethane	0.5	1.0	ND	ND			
1,2-Dichloroethane (EDC)	0.5	1.0	ND	ND			
1,1-Dichloroethene	0.5	1.0	ND	ND			
cis-1,2-Dichloroethene	0.5	1.0	ND	ND			
trans-1,2-Dichloroethene	0.5	1.0	ND	ND			
1,2-Dichloropropane	0.5	1.0	ND	ND			
1,3-Dichloropropane	0.5	1.0	ND	ND			
2,2-Dichloropropane	0.5	1.0	ND	ND			
1,1-Dichloropropene	0.5	1.0	ND	ND			
cis-1,3-Dichloropropene	0.5	1.0	ND	ND			
trans-1,3-Dichloropropene	0.5	1.0	ND	ND			
Ethylbenzene	0.5	1.0	ND	ND			
Hexachlorobutadiene	1.5	3.0	ND	ND			
2-Hexanone	2.5	5.0	ND	ND			
Isopropylbenzene	0.5	1.0	ND	ND			
p-Isopropyltoluene	0.5	1.0	ND	ND			
4-Methyl-2-pentanone (MIBK)	2.5	5.0	ND	ND			
Methyl-tert-butyl ether (MTBE)	0.5	1.0	ND	ND			
Methylene chloride (DCM)	2.0	4.0	ND	ND			
Naphthalene	0.5	1.0	ND	ND			
n-Propylbenzene	0.5	1.0	ND	ND			
Styrene	0.5	1.0	ND	ND			
1,1,1,2-Tetrachloroethane	0.5	1.0	ND	ND			
1,1,2,2-Tetrachloroethane	0.5	1.0	ND	ND			
Tetrachloroethene	0.5	1.0	ND	ND			
Toluene (Methyl benzene)	0.5	1.0	ND	ND			
1,2,3-Trichlorobenzene	0.5	1.0	ND	ND			
1,2,4-Trichlorobenzene	0.5	1.0	ND	ND			
1,1,1-Trichloroethane	0.5	1.0	ND	ND			
1,1,2-Trichloroethane	0.5	1.0	ND	ND			
Trichloroethene	0.5	1.0	ND	ND			
Trichlorofluoromethane	0.5	1.0	ND	ND			
1,2,3-Trichloropropane	0.5	1.0	ND	ND			



# American Environmental Testing Laboratory Inc.

2834 & 2908 North Naomi Street Burbank, CA 91504 • DOHS NO: 1541, LACSD NO: 10181  
 Tel: (888) 288-AETL • (818) 845-8200 • Fax: (818) 845-8840 • www.aetlab.com

## ANALYTICAL RESULTS

Page: 10

Project ID: 21384-03  
 Project Name: EPA Streams TO-65

AETL Job Number	Submitted	Client
48398	07/24/2008	T/TSB

Method: 8260B, Volatile Organic Compounds by GC/MS (SW846)

QC Batch No: 0725081A1

Our Lab I.D.			48398.10	48398.11			
Client Sample I.D.			ST3-4PDS	ST3-7PDS			
Date Sampled			07/23/2008	07/23/2008			
Date Prepared			07/25/2008	07/25/2008			
Preparation Method			5030B	5030B			
Date Analyzed			07/25/2008	07/25/2008			
Matrix			Aqueous	Aqueous			
Units			ug/L	ug/L			
Dilution Factor			1	1			
Analytes	MDL	PQL	Results	Results			
1,2,4-Trimethylbenzene	0.5	1.0	ND	ND			
1,3,5-Trimethylbenzene	0.5	1.0	ND	ND			
Vinyl Acetate	0.5	5.0	ND	ND			
Vinyl chloride (Chloroethene)	0.5	3.0	ND	ND			
o-Xylene	0.5	1.0	ND	ND			
m,p-Xylenes	1.0	2.0	ND	ND			
Our Lab I.D.			48398.10	48398.11			
Surrogates	%Rec.Limit		% Rec.	% Rec.			
Bromofluorobenzene	75-125		110	111			
Dibromofluoromethane	75-125		84.1	80.8			
Toluene-d8	75-125		106	111			



# American Environmental Testing Laboratory Inc.

2834 & 2908 North Naomi Street Burbank, CA 91504 • DOHS NO: 1541, LACSD NO: 10181  
 Tel: (888) 288-AETL • (818) 845-8200 • Fax: (818) 845-8840 • www.aetlab.com

## ANALYTICAL RESULTS

### Ordered By

Tetra Tech Inc.  
 301 Mentor Drive  
 Suite "A"  
 Santa Barbara, CA 93111

### Site

Site 14 Lemoore NAS

Telephone: (805)681-3100

Attn: James Elliot

Page: 11

Project ID: 21384-03

Project Name: EPA Streams TO-65

AETL Job Number	Submitted	Client
48398	07/24/2008	T/TSB

Method: 8260B, Volatile Organic Compounds by GC/MS (SW846)

QC Batch No: 0726081A1

Our Lab I.D.			Method Blank	48398.12	48398.13		
Client Sample I.D.				ST3-10PDS	ST5-2PDS		
Date Sampled				07/23/2008	07/23/2008		
Date Prepared			07/26/2008	07/26/2008	07/26/2008		
Preparation Method			5030B	5030B	5030B		
Date Analyzed			07/26/2008	07/26/2008	07/26/2008		
Matrix			Aqueous	Aqueous	Aqueous		
Units			ug/L	ug/L	ug/L		
Dilution Factor			1	1	1		
Analytes	MDL	PQL	Results	Results	Results		
Acetone	10	10	ND	ND	ND		
Benzene	0.5	1.0	ND	ND	ND		
Bromobenzene (Phenyl bromide)	0.5	1.0	ND	ND	ND		
Bromochloromethane	0.5	1.0	ND	ND	ND		
Bromodichloromethane	0.5	1.0	ND	ND	ND		
Bromoform (Tribromomethane)	2.5	5.0	ND	ND	ND		
Bromomethane (Methyl bromide)	1.5	3.0	ND	ND	ND		
2-Butanone (MEK)	5.0	5.0	ND	ND	ND		
n-Butylbenzene	0.5	1.0	ND	ND	ND		
sec-Butylbenzene	0.5	1.0	ND	ND	ND		
tert-Butylbenzene	0.5	1.0	ND	ND	ND		
Carbon Disulfide	0.5	1.0	ND	ND	ND		
Carbon tetrachloride	0.5	1.0	ND	ND	ND		
Chlorobenzene	0.5	1.0	ND	ND	ND		
Chloroethane	1.5	3.0	ND	ND	ND		
2-Chloroethyl vinyl ether	2.5	5.0	ND	ND	ND		
Chloroform (Trichloromethane)	0.5	1.0	ND	ND	ND		
Chloromethane (Methyl chloride)	1.5	3.0	ND	ND	ND		
2-Chlorotoluene	0.5	1.0	ND	ND	ND		
4-Chlorotoluene	0.5	1.0	ND	ND	ND		
1,2-Dibromo-3-chloropropane (DBCP)	2.5	5.0	ND	ND	ND		
Dibromochloromethane	0.5	1.0	ND	ND	ND		
1,2-Dibromoethane (EDB)	0.5	1.0	ND	ND	ND		
Dibromomethane	0.5	1.0	ND	ND	ND		
1,2-Dichlorobenzene	0.5	1.0	ND	ND	ND		
1,3-Dichlorobenzene	0.5	1.0	ND	ND	ND		
1,4-Dichlorobenzene	0.5	1.0	ND	ND	ND		



# American Environmental Testing Laboratory Inc.

2834 & 2908 North Naomi Street Burbank, CA 91504 • DOHS NO: 1541, LACSD NO: 10181  
 Tel: (888) 288-AETL • (818) 845-8200 • Fax: (818) 845-8840 • www.aetlab.com

## ANALYTICAL RESULTS

Page: 12

Project ID: 21384-03  
 Project Name: EPA Streams TO-65

AETL Job Number	Submitted	Client
48398	07/24/2008	T/TSB

Method: 8260B, Volatile Organic Compounds by GC/MS (SW846)

QC Batch No: 0726081A1

Our Lab I.D.			Method Blank	48398.12	48398.13		
Client Sample I.D.				ST3-10PDS	ST5-2PDS		
Date Sampled				07/23/2008	07/23/2008		
Date Prepared			07/26/2008	07/26/2008	07/26/2008		
Preparation Method			5030B	5030B	5030B		
Date Analyzed			07/26/2008	07/26/2008	07/26/2008		
Matrix			Aqueous	Aqueous	Aqueous		
Units			ug/L	ug/L	ug/L		
Dilution Factor			1	1	1		
Analytes	MDL	PQL	Results	Results	Results		
Dichlorodifluoromethane	1.5	3.0	ND	ND	ND		
1,1-Dichloroethane	0.5	1.0	ND	ND	ND		
1,2-Dichloroethane (EDC)	0.5	1.0	ND	ND	ND		
1,1-Dichloroethene	0.5	1.0	ND	ND	ND		
cis-1,2-Dichloroethene	0.5	1.0	ND	ND	ND		
trans-1,2-Dichloroethene	0.5	1.0	ND	ND	ND		
1,2-Dichloropropane	0.5	1.0	ND	ND	ND		
1,3-Dichloropropane	0.5	1.0	ND	ND	ND		
2,2-Dichloropropane	0.5	1.0	ND	ND	ND		
1,1-Dichloropropene	0.5	1.0	ND	ND	ND		
cis-1,3-Dichloropropene	0.5	1.0	ND	ND	ND		
trans-1,3-Dichloropropene	0.5	1.0	ND	ND	ND		
Ethylbenzene	0.5	1.0	ND	ND	ND		
Hexachlorobutadiene	1.5	3.0	ND	ND	ND		
2-Hexanone	2.5	5.0	ND	ND	ND		
Isopropylbenzene	0.5	1.0	ND	ND	ND		
p-Isopropyltoluene	0.5	1.0	ND	ND	ND		
4-Methyl-2-pentanone (MIBK)	2.5	5.0	ND	ND	ND		
Methyl-tert-butyl ether (MTBE)	0.5	1.0	ND	ND	ND		
Methylene chloride (DCM)	2.0	4.0	ND	ND	ND		
Naphthalene	0.5	1.0	ND	ND	ND		
n-Propylbenzene	0.5	1.0	ND	ND	ND		
Styrene	0.5	1.0	ND	ND	ND		
1,1,1,2-Tetrachloroethane	0.5	1.0	ND	ND	ND		
1,1,2,2-Tetrachloroethane	0.5	1.0	ND	ND	ND		
Tetrachloroethene	0.5	1.0	ND	ND	ND		
Toluene (Methyl benzene)	0.5	1.0	ND	ND	ND		
1,2,3-Trichlorobenzene	0.5	1.0	ND	ND	ND		
1,2,4-Trichlorobenzene	0.5	1.0	ND	ND	ND		
1,1,1-Trichloroethane	0.5	1.0	ND	ND	ND		
1,1,2-Trichloroethane	0.5	1.0	ND	ND	ND		
Trichloroethene	0.5	1.0	ND	1.49	ND		
Trichlorofluoromethane	0.5	1.0	ND	ND	ND		
1,2,3-Trichloropropane	0.5	1.0	ND	ND	ND		



# American Environmental Testing Laboratory Inc.

2834 & 2908 North Naomi Street Burbank, CA 91504 • DOHS NO: 1541, LACSD NO: 10181  
 Tel: (888) 288-AETL • (818) 845-8200 • Fax: (818) 845-8840 • www.aetlab.com

## ANALYTICAL RESULTS

Page: 13

Project ID: 21384-03  
 Project Name: EPA Streams TO-65

AETL Job Number	Submitted	Client
48398	07/24/2008	T/TSB

Method: 8260B, Volatile Organic Compounds by GC/MS (SW846)

QC Batch No: 0726081A1

Our Lab I.D.			Method Blank	48398.12	48398.13		
Client Sample I.D.				ST3-10PDS	ST5-2PDS		
Date Sampled				07/23/2008	07/23/2008		
Date Prepared			07/26/2008	07/26/2008	07/26/2008		
Preparation Method			5030B	5030B	5030B		
Date Analyzed			07/26/2008	07/26/2008	07/26/2008		
Matrix			Aqueous	Aqueous	Aqueous		
Units			ug/L	ug/L	ug/L		
Dilution Factor			1	1	1		
Analytes	MDL	PQL	Results	Results	Results		
1,2,4-Trimethylbenzene	0.5	1.0	ND	ND	ND		
1,3,5-Trimethylbenzene	0.5	1.0	ND	ND	ND		
Vinyl Acetate	0.5	5.0	ND	ND	ND		
Vinyl chloride (Chloroethene)	0.5	3.0	ND	ND	ND		
o-Xylene	0.5	1.0	ND	ND	ND		
m,p-Xylenes	1.0	2.0	ND	ND	ND		
Our Lab I.D.			Method Blank	48398.12	48398.13		
Surrogates	%Rec.Limit		% Rec.	% Rec.	% Rec.		
Bromofluorobenzene	75-125		102	103	108		
Dibromofluoromethane	75-125		94.0	94.0	82.1		
Toluene-d8	75-125		96.8	96.5	104		



# American Environmental Testing Laboratory Inc.

2834 & 2908 North Naomi Street Burbank, CA 91504 • DOHS NO: 1541, LACSD NO: 10181  
 Tel: (888) 288-AETL • (818) 845-8200 • Fax: (818) 845-8840 • www.aetlab.com

## ANALYTICAL RESULTS

### Ordered By

Tetra Tech Inc.  
 301 Mentor Drive  
 Suite "A"  
 Santa Barbara, CA 93111

### Site

Site 14 Lemoore NAS

Telephone: (805)681-3100

Attn: James Elliot

Page: 14

Project ID: 21384-03

Project Name: EPA Streams TO-65

AETL Job Number	Submitted	Client
48398	07/24/2008	T/TSB

Method: 8260B, Volatile Organic Compounds by GC/MS (SW846)

QC Batch No: 0728081A1

Our Lab I.D.		Method Blank	48398.14	48398.15	48398.16	48398.17	
Client Sample I.D.			ST5-4PDS	ST5-7PDS	ST5-10PDS	NT6-2PDS	
Date Sampled			07/23/2008	07/23/2008	07/23/2008	07/23/2008	
Date Prepared		07/28/2008	07/28/2008	07/28/2008	07/28/2008	07/28/2008	
Preparation Method		5030B	5030B	5030B	5030B	5030B	
Date Analyzed		07/28/2008	07/28/2008	07/28/2008	07/28/2008	07/28/2008	
Matrix		Aqueous	Aqueous	Aqueous	Aqueous	Aqueous	
Units		ug/L	ug/L	ug/L	ug/L	ug/L	
Dilution Factor		1	1	1	1	1	
Analytes	MDL	PQL	Results	Results	Results	Results	Results
Acetone	10	10	ND	ND	ND	ND	ND
Benzene	0.5	1.0	ND	ND	ND	ND	ND
Bromobenzene (Phenyl bromide)	0.5	1.0	ND	ND	ND	ND	ND
Bromochloromethane	0.5	1.0	ND	ND	ND	ND	ND
Bromodichloromethane	0.5	1.0	ND	ND	ND	ND	ND
Bromoform (Tribromomethane)	2.5	5.0	ND	ND	ND	ND	ND
Bromomethane (Methyl bromide)	1.5	3.0	ND	ND	ND	ND	ND
2-Butanone (MEK)	5.0	5.0	ND	ND	ND	ND	ND
n-Butylbenzene	0.5	1.0	ND	ND	ND	ND	ND
sec-Butylbenzene	0.5	1.0	ND	ND	ND	ND	ND
tert-Butylbenzene	0.5	1.0	ND	ND	ND	ND	ND
Carbon Disulfide	0.5	1.0	ND	ND	ND	ND	ND
Carbon tetrachloride	0.5	1.0	ND	ND	ND	ND	ND
Chlorobenzene	0.5	1.0	ND	ND	ND	ND	ND
Chloroethane	1.5	3.0	ND	ND	ND	ND	ND
2-Chloroethyl vinyl ether	2.5	5.0	ND	ND	ND	ND	ND
Chloroform (Trichloromethane)	0.5	1.0	ND	ND	ND	ND	ND
Chloromethane (Methyl chloride)	1.5	3.0	ND	ND	ND	ND	ND
2-Chlorotoluene	0.5	1.0	ND	ND	ND	ND	ND
4-Chlorotoluene	0.5	1.0	ND	ND	ND	ND	ND
1,2-Dibromo-3-chloropropane (DBCP)	2.5	5.0	ND	ND	ND	ND	ND
Dibromochloromethane	0.5	1.0	ND	ND	ND	ND	ND
1,2-Dibromoethane (EDB)	0.5	1.0	ND	ND	ND	ND	ND
Dibromomethane	0.5	1.0	ND	ND	ND	ND	ND
1,2-Dichlorobenzene	0.5	1.0	ND	ND	ND	ND	ND
1,3-Dichlorobenzene	0.5	1.0	ND	ND	ND	ND	ND
1,4-Dichlorobenzene	0.5	1.0	ND	ND	ND	ND	ND



# American Environmental Testing Laboratory Inc.

2834 & 2908 North Naomi Street Burbank, CA 91504 • DOHS NO: 1541, LACSD NO: 10181  
 Tel: (888) 288-AETL • (818) 845-8200 • Fax: (818) 845-8840 • www.aetlab.com

## ANALYTICAL RESULTS

Page: 15

Project ID: 21384-03  
 Project Name: EPA Streams TO-65

AETL Job Number	Submitted	Client
48398	07/24/2008	T/TSB

Method: 8260B, Volatile Organic Compounds by GC/MS (SW846)

QC Batch No: 0728081A1

Our Lab I.D.		Method Blank	48398.14	48398.15	48398.16	48398.17	
Client Sample I.D.			ST5-4PDS	ST5-7PDS	ST5-10PDS	NT6-2PDS	
Date Sampled			07/23/2008	07/23/2008	07/23/2008	07/23/2008	
Date Prepared		07/28/2008	07/28/2008	07/28/2008	07/28/2008	07/28/2008	
Preparation Method		5030B	5030B	5030B	5030B	5030B	
Date Analyzed		07/28/2008	07/28/2008	07/28/2008	07/28/2008	07/28/2008	
Matrix		Aqueous	Aqueous	Aqueous	Aqueous	Aqueous	
Units		ug/L	ug/L	ug/L	ug/L	ug/L	
Dilution Factor		1	1	1	1	1	
Analytes	MDL	PQL	Results	Results	Results	Results	Results
Dichlorodifluoromethane	1.5	3.0	ND	ND	ND	ND	ND
1,1-Dichloroethane	0.5	1.0	ND	ND	ND	ND	ND
1,2-Dichloroethane (EDC)	0.5	1.0	ND	ND	ND	ND	ND
1,1-Dichloroethene	0.5	1.0	ND	ND	ND	ND	ND
cis-1,2-Dichloroethene	0.5	1.0	ND	ND	ND	ND	ND
trans-1,2-Dichloroethene	0.5	1.0	ND	ND	ND	ND	ND
1,2-Dichloropropane	0.5	1.0	ND	ND	ND	ND	ND
1,3-Dichloropropane	0.5	1.0	ND	ND	ND	ND	ND
2,2-Dichloropropane	0.5	1.0	ND	ND	ND	ND	ND
1,1-Dichloropropene	0.5	1.0	ND	ND	ND	ND	ND
cis-1,3-Dichloropropene	0.5	1.0	ND	ND	ND	ND	ND
trans-1,3-Dichloropropene	0.5	1.0	ND	ND	ND	ND	ND
Ethylbenzene	0.5	1.0	ND	ND	ND	ND	ND
Hexachlorobutadiene	1.5	3.0	ND	ND	ND	ND	ND
2-Hexanone	2.5	5.0	ND	ND	ND	ND	ND
Isopropylbenzene	0.5	1.0	ND	ND	ND	ND	ND
p-Isopropyltoluene	0.5	1.0	ND	ND	ND	ND	ND
4-Methyl-2-pentanone (MIBK)	2.5	5.0	ND	ND	ND	ND	ND
Methyl-tert-butyl ether (MTBE)	0.5	1.0	ND	ND	ND	ND	ND
Methylene chloride (DCM)	2.0	4.0	ND	ND	ND	ND	ND
Naphthalene	0.5	1.0	ND	ND	ND	ND	ND
n-Propylbenzene	0.5	1.0	ND	ND	ND	ND	ND
Styrene	0.5	1.0	ND	ND	ND	ND	ND
1,1,1,2-Tetrachloroethane	0.5	1.0	ND	ND	ND	ND	ND
1,1,2,2-Tetrachloroethane	0.5	1.0	ND	ND	ND	ND	ND
Tetrachloroethene	0.5	1.0	ND	ND	ND	ND	ND
Toluene (Methyl benzene)	0.5	1.0	ND	ND	ND	ND	ND
1,2,3-Trichlorobenzene	0.5	1.0	ND	ND	ND	ND	ND
1,2,4-Trichlorobenzene	0.5	1.0	ND	ND	ND	ND	ND
1,1,1-Trichloroethane	0.5	1.0	ND	ND	ND	ND	ND
1,1,2-Trichloroethane	0.5	1.0	ND	ND	ND	ND	ND
Trichloroethene	0.5	1.0	ND	ND	ND	ND	ND
Trichlorofluoromethane	0.5	1.0	ND	ND	ND	ND	ND
1,2,3-Trichloropropane	0.5	1.0	ND	ND	ND	ND	ND





# American Environmental Testing Laboratory Inc.

2834 & 2908 North Naomi Street Burbank, CA 91504 • DOHS NO: 1541, LACSD NO: 10181  
 Tel: (888) 288-AETL • (818) 845-8200 • Fax: (818) 845-8840 • www.aetlab.com

## ANALYTICAL RESULTS

Page: 16

Project ID: 21384-03  
 Project Name: EPA Streams TO-65

AETL Job Number	Submitted	Client
48398	07/24/2008	T/TSB

Method: 8260B, Volatile Organic Compounds by GC/MS (SW846)

QC Batch No: 0728081A1

Our Lab I.D.			Method Blank	48398.14	48398.15	48398.16	48398.17
Client Sample I.D.				ST5-4PDS	ST5-7PDS	ST5-10PDS	NT6-2PDS
Date Sampled				07/23/2008	07/23/2008	07/23/2008	07/23/2008
Date Prepared			07/28/2008	07/28/2008	07/28/2008	07/28/2008	07/28/2008
Preparation Method			5030B	5030B	5030B	5030B	5030B
Date Analyzed			07/28/2008	07/28/2008	07/28/2008	07/28/2008	07/28/2008
Matrix			Aqueous	Aqueous	Aqueous	Aqueous	Aqueous
Units			ug/L	ug/L	ug/L	ug/L	ug/L
Dilution Factor			1	1	1	1	1
Analytes	MDL	PQL	Results	Results	Results	Results	Results
1,2,4-Trimethylbenzene	0.5	1.0	ND	ND	ND	ND	ND
1,3,5-Trimethylbenzene	0.5	1.0	ND	ND	ND	ND	ND
Vinyl Acetate	0.5	5.0	ND	ND	ND	ND	ND
Vinyl chloride (Chloroethene)	0.5	3.0	ND	ND	ND	ND	ND
o-Xylene	0.5	1.0	ND	ND	ND	ND	ND
m,p-Xylenes	1.0	2.0	ND	ND	ND	ND	ND
Our Lab I.D.			Method Blank	48398.14	48398.15	48398.16	48398.17
Surrogates	%Rec.Limit		% Rec.	% Rec.	% Rec.	% Rec.	% Rec.
Bromofluorobenzene	75-125		104	102	104	104	106
Dibromofluoromethane	75-125		88.6	88.0	84.5	82.8	82.5
Toluene-d8	75-125		105	106	109	112	117



# American Environmental Testing Laboratory Inc.

2834 & 2908 North Naomi Street Burbank, CA 91504 • DOHS NO: 1541, LACSD NO: 10181  
 Tel: (888) 288-AETL • (818) 845-8200 • Fax: (818) 845-8840 • www.aetlab.com

## ANALYTICAL RESULTS

### Ordered By

Tetra Tech Inc.  
 301 Mentor Drive  
 Suite "A"  
 Santa Barbara, CA 93111

### Site

Site 14 Lemoore NAS

Telephone: (805)681-3100

Attn: James Elliot

Page: 17

Project ID: 21384-03

Project Name: EPA Streams TO-65

AETL Job Number	Submitted	Client
48398	07/24/2008	T/TSB

Method: 8260B, Volatile Organic Compounds by GC/MS (SW846)

QC Batch No: 0728081A1

Our Lab I.D.	48398.18		
Client Sample I.D.	NT6-4PDS		
Date Sampled	07/23/2008		
Date Prepared	07/28/2008		
Preparation Method	5030B		
Date Analyzed	07/28/2008		
Matrix	Aqueous		
Units	ug/L		
Dilution Factor	1		
Analytes	MDL	PQL	Results
Acetone	10	10	ND
Benzene	0.5	1.0	ND
Bromobenzene (Phenyl bromide)	0.5	1.0	ND
Bromochloromethane	0.5	1.0	ND
Bromodichloromethane	0.5	1.0	ND
Bromoform (Tribromomethane)	2.5	5.0	ND
Bromomethane (Methyl bromide)	1.5	3.0	ND
2-Butanone (MEK)	5.0	5.0	ND
n-Butylbenzene	0.5	1.0	ND
sec-Butylbenzene	0.5	1.0	ND
tert-Butylbenzene	0.5	1.0	ND
Carbon Disulfide	0.5	1.0	ND
Carbon tetrachloride	0.5	1.0	ND
Chlorobenzene	0.5	1.0	ND
Chloroethane	1.5	3.0	ND
2-Chloroethyl vinyl ether	2.5	5.0	ND
Chloroform (Trichloromethane)	0.5	1.0	ND
Chloromethane (Methyl chloride)	1.5	3.0	ND
2-Chlorotoluene	0.5	1.0	ND
4-Chlorotoluene	0.5	1.0	ND
1,2-Dibromo-3-chloropropane (DBCP)	2.5	5.0	ND
Dibromochloromethane	0.5	1.0	ND
1,2-Dibromoethane (EDB)	0.5	1.0	ND
Dibromomethane	0.5	1.0	ND
1,2-Dichlorobenzene	0.5	1.0	ND
1,3-Dichlorobenzene	0.5	1.0	ND
1,4-Dichlorobenzene	0.5	1.0	ND



# American Environmental Testing Laboratory Inc.

2834 & 2908 North Naomi Street Burbank, CA 91504 • DOHS NO: 1541, LACSD NO: 10181  
 Tel: (888) 288-AETL • (818) 845-8200 • Fax: (818) 845-8840 • www.aetlab.com

## ANALYTICAL RESULTS

Page: 18

Project ID: 21384-03  
 Project Name: EPA Streams TO-65

AETL Job Number	Submitted	Client
48398	07/24/2008	T/TSB

Method: 8260B, Volatile Organic Compounds by GC/MS (SW846)

QC Batch No: 0728081A1

Our Lab I.D.			48398.18			
Client Sample I.D.			NT6-4PDS			
Date Sampled			07/23/2008			
Date Prepared			07/28/2008			
Preparation Method			5030B			
Date Analyzed			07/28/2008			
Matrix			Aqueous			
Units			ug/L			
Dilution Factor			1			
Analytes	MDL	PQL	Results			
Dichlorodifluoromethane	1.5	3.0	ND			
1,1-Dichloroethane	0.5	1.0	ND			
1,2-Dichloroethane (EDC)	0.5	1.0	ND			
1,1-Dichloroethene	0.5	1.0	ND			
cis-1,2-Dichloroethene	0.5	1.0	ND			
trans-1,2-Dichloroethene	0.5	1.0	ND			
1,2-Dichloropropane	0.5	1.0	ND			
1,3-Dichloropropane	0.5	1.0	ND			
2,2-Dichloropropane	0.5	1.0	ND			
1,1-Dichloropropene	0.5	1.0	ND			
cis-1,3-Dichloropropene	0.5	1.0	ND			
trans-1,3-Dichloropropene	0.5	1.0	ND			
Ethylbenzene	0.5	1.0	ND			
Hexachlorobutadiene	1.5	3.0	ND			
2-Hexanone	2.5	5.0	ND			
Isopropylbenzene	0.5	1.0	ND			
p-Isopropyltoluene	0.5	1.0	ND			
4-Methyl-2-pentanone (MIBK)	2.5	5.0	ND			
Methyl-tert-butyl ether (MTBE)	0.5	1.0	ND			
Methylene chloride (DCM)	2.0	4.0	ND			
Naphthalene	0.5	1.0	ND			
n-Propylbenzene	0.5	1.0	ND			
Styrene	0.5	1.0	ND			
1,1,1,2-Tetrachloroethane	0.5	1.0	ND			
1,1,2,2-Tetrachloroethane	0.5	1.0	ND			
Tetrachloroethene	0.5	1.0	ND			
Toluene (Methyl benzene)	0.5	1.0	ND			
1,2,3-Trichlorobenzene	0.5	1.0	ND			
1,2,4-Trichlorobenzene	0.5	1.0	ND			
1,1,1-Trichloroethane	0.5	1.0	ND			
1,1,2-Trichloroethane	0.5	1.0	ND			
Trichloroethene	0.5	1.0	ND			
Trichlorofluoromethane	0.5	1.0	ND			
1,2,3-Trichloropropane	0.5	1.0	ND			



# American Environmental Testing Laboratory Inc.

2834 & 2908 North Naomi Street Burbank, CA 91504 • DOHS NO: 1541, LACSD NO: 10181  
 Tel: (888) 288-AETL • (818) 845-8200 • Fax: (818) 845-8840 • www.aetlab.com

## ANALYTICAL RESULTS

Page: 19

Project ID: 21384-03  
 Project Name: EPA Streams TO-65

AETL Job Number	Submitted	Client
48398	07/24/2008	T/TSB

Method: 8260B, Volatile Organic Compounds by GC/MS (SW846)

QC Batch No: 0728081A1

<b>Our Lab I.D.</b>			<b>48398.18</b>				
Client Sample I.D.			NT6-4PDS				
Date Sampled			07/23/2008				
Date Prepared			07/28/2008				
Preparation Method			5030B				
Date Analyzed			07/28/2008				
Matrix			Aqueous				
Units			ug/L				
Dilution Factor			1				
<b>Analytes</b>	<b>MDL</b>	<b>PQL</b>	<b>Results</b>				
1,2,4-Trimethylbenzene	0.5	1.0	ND				
1,3,5-Trimethylbenzene	0.5	1.0	ND				
Vinyl Acetate	0.5	5.0	ND				
Vinyl chloride (Chloroethene)	0.5	3.0	ND				
o-Xylene	0.5	1.0	ND				
m,p-Xylenes	1.0	2.0	ND				
<b>Our Lab I.D.</b>			<b>48398.18</b>				
<b>Surrogates</b>	<b>%Rec.Limit</b>		<b>% Rec.</b>				
Bromofluorobenzene	75-125		105				
Dibromofluoromethane	75-125		80.7				
Toluene-d8	75-125		119				



# American Environmental Testing Laboratory Inc.

2834 & 2908 North Naomi Street Burbank, CA 91504 • DOHS NO: 1541, LACSD NO: 10181  
 Tel: (888) 288-AETL • (818) 845-8200 • Fax: (818) 845-8840 • www.aetlab.com

## ANALYTICAL RESULTS

### Ordered By

Tetra Tech Inc.  
 301 Mentor Drive  
 Suite "A"  
 Santa Barbara, CA 93111

### Site

Site 14 Lemoore NAS

Telephone: (805)681-3100

Attn: James Elliot

Page: 20

Project ID: 21384-03

Project Name: EPA Streams TO-65

AETL Job Number	Submitted	Client
48398	07/24/2008	T/TSB

Method: 8260B, Volatile Organic Compounds by GC/MS (SW846)

QC Batch No: 0726081A1

Our Lab I.D.	48398.19		
Client Sample I.D.	NT6-6PDS		
Date Sampled	07/23/2008		
Date Prepared	07/26/2008		
Preparation Method	5030B		
Date Analyzed	07/26/2008		
Matrix	Aqueous		
Units	ug/L		
Dilution Factor	1		
Analytes	MDL	PQL	Results
Acetone	10	10	ND
Benzene	0.5	1.0	ND
Bromobenzene (Phenyl bromide)	0.5	1.0	ND
Bromochloromethane	0.5	1.0	ND
Bromodichloromethane	0.5	1.0	ND
Bromoform (Tribromomethane)	2.5	5.0	ND
Bromomethane (Methyl bromide)	1.5	3.0	ND
2-Butanone (MEK)	5.0	5.0	ND
n-Butylbenzene	0.5	1.0	ND
sec-Butylbenzene	0.5	1.0	ND
tert-Butylbenzene	0.5	1.0	ND
Carbon Disulfide	0.5	1.0	ND
Carbon tetrachloride	0.5	1.0	ND
Chlorobenzene	0.5	1.0	ND
Chloroethane	1.5	3.0	ND
2-Chloroethyl vinyl ether	2.5	5.0	ND
Chloroform (Trichloromethane)	0.5	1.0	ND
Chloromethane (Methyl chloride)	1.5	3.0	ND
2-Chlorotoluene	0.5	1.0	ND
4-Chlorotoluene	0.5	1.0	ND
1,2-Dibromo-3-chloropropane (DBCP)	2.5	5.0	ND
Dibromochloromethane	0.5	1.0	ND
1,2-Dibromoethane (EDB)	0.5	1.0	ND
Dibromomethane	0.5	1.0	ND
1,2-Dichlorobenzene	0.5	1.0	ND
1,3-Dichlorobenzene	0.5	1.0	ND
1,4-Dichlorobenzene	0.5	1.0	ND



# American Environmental Testing Laboratory Inc.

2834 & 2908 North Naomi Street Burbank, CA 91504 • DOHS NO: 1541, LACSD NO: 10181  
 Tel: (888) 288-AETL • (818) 845-8200 • Fax: (818) 845-8840 • www.aetlab.com

## ANALYTICAL RESULTS

Page: 21

Project ID: 21384-03  
 Project Name: EPA Streams TO-65

AETL Job Number	Submitted	Client
48398	07/24/2008	T/TSB

Method: 8260B, Volatile Organic Compounds by GC/MS (SW846)

QC Batch No: 0726081A1

Our Lab I.D.	48398.19		
Client Sample I.D.	NT6-6PDS		
Date Sampled	07/23/2008		
Date Prepared	07/26/2008		
Preparation Method	5030B		
Date Analyzed	07/26/2008		
Matrix	Aqueous		
Units	ug/L		
Dilution Factor	1		
Analytes	MDL	PQL	Results
Dichlorodifluoromethane	1.5	3.0	ND
1,1-Dichloroethane	0.5	1.0	ND
1,2-Dichloroethane (EDC)	0.5	1.0	ND
1,1-Dichloroethene	0.5	1.0	ND
cis-1,2-Dichloroethene	0.5	1.0	ND
trans-1,2-Dichloroethene	0.5	1.0	ND
1,2-Dichloropropane	0.5	1.0	ND
1,3-Dichloropropane	0.5	1.0	ND
2,2-Dichloropropane	0.5	1.0	ND
1,1-Dichloropropene	0.5	1.0	ND
cis-1,3-Dichloropropene	0.5	1.0	ND
trans-1,3-Dichloropropene	0.5	1.0	ND
Ethylbenzene	0.5	1.0	ND
Hexachlorobutadiene	1.5	3.0	ND
2-Hexanone	2.5	5.0	ND
Isopropylbenzene	0.5	1.0	ND
p-Isopropyltoluene	0.5	1.0	ND
4-Methyl-2-pentanone (MIBK)	2.5	5.0	ND
Methyl-tert-butyl ether (MTBE)	0.5	1.0	ND
Methylene chloride (DCM)	2.0	4.0	ND
Naphthalene	0.5	1.0	ND
n-Propylbenzene	0.5	1.0	ND
Styrene	0.5	1.0	ND
1,1,1,2-Tetrachloroethane	0.5	1.0	ND
1,1,2,2-Tetrachloroethane	0.5	1.0	ND
Tetrachloroethene	0.5	1.0	ND
Toluene (Methyl benzene)	0.5	1.0	ND
1,2,3-Trichlorobenzene	0.5	1.0	ND
1,2,4-Trichlorobenzene	0.5	1.0	ND
1,1,1-Trichloroethane	0.5	1.0	ND
1,1,2-Trichloroethane	0.5	1.0	ND
Trichloroethene	0.5	1.0	ND
Trichlorofluoromethane	0.5	1.0	ND
1,2,3-Trichloropropane	0.5	1.0	ND



# American Environmental Testing Laboratory Inc.

2834 & 2908 North Naomi Street Burbank, CA 91504 • DOHS NO: 1541, LACSD NO: 10181  
 Tel: (888) 288-AETL • (818) 845-8200 • Fax: (818) 845-8840 • www.aetlab.com

## ANALYTICAL RESULTS

Page: **22**

Project ID: 21384-03  
 Project Name: EPA Streams TO-65

AETL Job Number	Submitted	Client
48398	07/24/2008	T/TSB

Method: 8260B, Volatile Organic Compounds by GC/MS (SW846)

QC Batch No: 0726081A1

<b>Our Lab I.D.</b>			<b>48398.19</b>				
Client Sample I.D.			NT6-6PDS				
Date Sampled			07/23/2008				
Date Prepared			07/26/2008				
Preparation Method			5030B				
Date Analyzed			07/26/2008				
Matrix			Aqueous				
Units			ug/L				
Dilution Factor			1				
<b>Analytes</b>	<b>MDL</b>	<b>PQL</b>	<b>Results</b>				
1,2,4-Trimethylbenzene	0.5	1.0	ND				
1,3,5-Trimethylbenzene	0.5	1.0	ND				
Vinyl Acetate	0.5	5.0	ND				
Vinyl chloride (Chloroethene)	0.5	3.0	ND				
o-Xylene	0.5	1.0	ND				
m,p-Xylenes	1.0	2.0	ND				
<b>Our Lab I.D.</b>			<b>48398.19</b>				
<b>Surrogates</b>	<b>%Rec.Limit</b>		<b>% Rec.</b>				
Bromofluorobenzene	75-125		119				
Dibromofluoromethane	75-125		74.5				
Toluene-d8	75-125		120				



# American Environmental Testing Laboratory Inc.

2834 & 2908 North Naomi Street Burbank, CA 91504 • DOHS NO: 1541, LACSD NO: 10181  
 Tel: (888) 288-AETL • (818) 845-8200 • Fax: (818) 845-8840 • www.aetlab.com

## ANALYTICAL RESULTS

### Ordered By

Tetra Tech Inc.  
 301 Mentor Drive  
 Suite "A"  
 Santa Barbara, CA 93111

### Site

Site 14 Lemoore NAS

Telephone: (805)681-3100

Attn: James Elliot

Page: 23

Project ID: 21384-03

Project Name: EPA Streams TO-65

AETL Job Number	Submitted	Client
48398	07/24/2008	T/TSB

Method: 8260B, Volatile Organic Compounds by GC/MS (SW846)

QC Batch No: 0728081A1

Our Lab I.D.			48398.20	48398.21	48398.22		
Client Sample I.D.			NT6-8PDS	NT5-2PDS	NT5-4PDS		
Date Sampled			07/23/2008	07/23/2008	07/23/2008		
Date Prepared			07/28/2008	07/28/2008	07/28/2008		
Preparation Method			5030B	5030B	5030B		
Date Analyzed			07/28/2008	07/28/2008	07/28/2008		
Matrix			Aqueous	Aqueous	Aqueous		
Units			ug/L	ug/L	ug/L		
Dilution Factor			1	1	1		
Analytes	MDL	PQL	Results	Results	Results		
Acetone	10	10	ND	ND	ND		
Benzene	0.5	1.0	ND	ND	ND		
Bromobenzene (Phenyl bromide)	0.5	1.0	ND	ND	ND		
Bromochloromethane	0.5	1.0	ND	ND	ND		
Bromodichloromethane	0.5	1.0	ND	ND	ND		
Bromoform (Tribromomethane)	2.5	5.0	ND	ND	ND		
Bromomethane (Methyl bromide)	1.5	3.0	ND	ND	ND		
2-Butanone (MEK)	5.0	5.0	ND	ND	ND		
n-Butylbenzene	0.5	1.0	ND	ND	ND		
sec-Butylbenzene	0.5	1.0	ND	ND	ND		
tert-Butylbenzene	0.5	1.0	ND	ND	ND		
Carbon Disulfide	0.5	1.0	ND	ND	ND		
Carbon tetrachloride	0.5	1.0	ND	ND	ND		
Chlorobenzene	0.5	1.0	ND	ND	ND		
Chloroethane	1.5	3.0	ND	ND	ND		
2-Chloroethyl vinyl ether	2.5	5.0	ND	ND	ND		
Chloroform (Trichloromethane)	0.5	1.0	ND	ND	ND		
Chloromethane (Methyl chloride)	1.5	3.0	ND	ND	ND		
2-Chlorotoluene	0.5	1.0	ND	ND	ND		
4-Chlorotoluene	0.5	1.0	ND	ND	ND		
1,2-Dibromo-3-chloropropane (DBCP)	2.5	5.0	ND	ND	ND		
Dibromochloromethane	0.5	1.0	ND	ND	ND		
1,2-Dibromoethane (EDB)	0.5	1.0	ND	ND	ND		
Dibromomethane	0.5	1.0	ND	ND	ND		
1,2-Dichlorobenzene	0.5	1.0	ND	ND	ND		
1,3-Dichlorobenzene	0.5	1.0	ND	ND	ND		
1,4-Dichlorobenzene	0.5	1.0	ND	ND	ND		





# American Environmental Testing Laboratory Inc.

2834 & 2908 North Naomi Street Burbank, CA 91504 • DOHS NO: 1541, LACSD NO: 10181  
 Tel: (888) 288-AETL • (818) 845-8200 • Fax: (818) 845-8840 • www.aetlab.com

## ANALYTICAL RESULTS

Page: 24

Project ID: 21384-03  
 Project Name: EPA Streams TO-65

AETL Job Number	Submitted	Client
48398	07/24/2008	T/TSB

Method: 8260B, Volatile Organic Compounds by GC/MS (SW846)

QC Batch No: 0728081A1

Our Lab I.D.			48398.20	48398.21	48398.22		
Client Sample I.D.			NT6-8PDS	NT5-2PDS	NT5-4PDS		
Date Sampled			07/23/2008	07/23/2008	07/23/2008		
Date Prepared			07/28/2008	07/28/2008	07/28/2008		
Preparation Method			5030B	5030B	5030B		
Date Analyzed			07/28/2008	07/28/2008	07/28/2008		
Matrix			Aqueous	Aqueous	Aqueous		
Units			ug/L	ug/L	ug/L		
Dilution Factor			1	1	1		
Analytes	MDL	PQL	Results	Results	Results		
Dichlorodifluoromethane	1.5	3.0	ND	ND	ND		
1,1-Dichloroethane	0.5	1.0	ND	ND	ND		
1,2-Dichloroethane (EDC)	0.5	1.0	ND	ND	ND		
1,1-Dichloroethene	0.5	1.0	ND	ND	ND		
cis-1,2-Dichloroethene	0.5	1.0	ND	ND	ND		
trans-1,2-Dichloroethene	0.5	1.0	ND	ND	ND		
1,2-Dichloropropane	0.5	1.0	ND	ND	ND		
1,3-Dichloropropane	0.5	1.0	ND	ND	ND		
2,2-Dichloropropane	0.5	1.0	ND	ND	ND		
1,1-Dichloropropene	0.5	1.0	ND	ND	ND		
cis-1,3-Dichloropropene	0.5	1.0	ND	ND	ND		
trans-1,3-Dichloropropene	0.5	1.0	ND	ND	ND		
Ethylbenzene	0.5	1.0	ND	ND	ND		
Hexachlorobutadiene	1.5	3.0	ND	ND	ND		
2-Hexanone	2.5	5.0	ND	ND	ND		
Isopropylbenzene	0.5	1.0	ND	ND	ND		
p-Isopropyltoluene	0.5	1.0	ND	ND	ND		
4-Methyl-2-pentanone (MIBK)	2.5	5.0	ND	ND	ND		
Methyl-tert-butyl ether (MTBE)	0.5	1.0	ND	ND	ND		
Methylene chloride (DCM)	2.0	4.0	ND	ND	ND		
Naphthalene	0.5	1.0	ND	ND	ND		
n-Propylbenzene	0.5	1.0	ND	ND	ND		
Styrene	0.5	1.0	ND	ND	ND		
1,1,1,2-Tetrachloroethane	0.5	1.0	ND	ND	ND		
1,1,2,2-Tetrachloroethane	0.5	1.0	ND	ND	ND		
Tetrachloroethene	0.5	1.0	ND	ND	ND		
Toluene (Methyl benzene)	0.5	1.0	ND	ND	ND		
1,2,3-Trichlorobenzene	0.5	1.0	ND	ND	ND		
1,2,4-Trichlorobenzene	0.5	1.0	ND	ND	ND		
1,1,1-Trichloroethane	0.5	1.0	ND	ND	ND		
1,1,2-Trichloroethane	0.5	1.0	ND	ND	ND		
Trichloroethene	0.5	1.0	ND	ND	ND		
Trichlorofluoromethane	0.5	1.0	ND	ND	ND		
1,2,3-Trichloropropane	0.5	1.0	ND	ND	ND		



# American Environmental Testing Laboratory Inc.

2834 & 2908 North Naomi Street Burbank, CA 91504 • DOHS NO: 1541, LACSD NO: 10181  
 Tel: (888) 288-AETL • (818) 845-8200 • Fax: (818) 845-8840 • www.aetlab.com

## ANALYTICAL RESULTS

Page: 25

Project ID: 21384-03  
 Project Name: EPA Streams TO-65

AETL Job Number	Submitted	Client
48398	07/24/2008	T/TSB

Method: 8260B, Volatile Organic Compounds by GC/MS (SW846)

QC Batch No: 0728081A1

Our Lab I.D.			48398.20	48398.21	48398.22		
Client Sample I.D.			NT6-8PDS	NT5-2PDS	NT5-4PDS		
Date Sampled			07/23/2008	07/23/2008	07/23/2008		
Date Prepared			07/28/2008	07/28/2008	07/28/2008		
Preparation Method			5030B	5030B	5030B		
Date Analyzed			07/28/2008	07/28/2008	07/28/2008		
Matrix			Aqueous	Aqueous	Aqueous		
Units			ug/L	ug/L	ug/L		
Dilution Factor			1	1	1		
Analytes	MDL	PQL	Results	Results	Results		
1,2,4-Trimethylbenzene	0.5	1.0	ND	ND	ND		
1,3,5-Trimethylbenzene	0.5	1.0	ND	ND	ND		
Vinyl Acetate	0.5	5.0	ND	ND	ND		
Vinyl chloride (Chloroethene)	0.5	3.0	ND	ND	ND		
o-Xylene	0.5	1.0	ND	ND	ND		
m,p-Xylenes	1.0	2.0	ND	ND	ND		
Our Lab I.D.			48398.20	48398.21	48398.22		
Surrogates	%Rec.Limit		% Rec.	% Rec.	% Rec.		
Bromofluorobenzene	75-125		107	108	112		
Dibromofluoromethane	75-125		85.1	83.8	78.8		
Toluene-d8	75-125		108	109	116		



# American Environmental Testing Laboratory Inc.

2834 & 2908 North Naomi Street Burbank, CA 91504 • DOHS NO: 1541, LACSD NO: 10181  
 Tel: (888) 288-AETL • (818) 845-8200 • Fax: (818) 845-8840 • www.aetlab.com

## ANALYTICAL RESULTS

### Ordered By

Tetra Tech Inc.  
 301 Mentor Drive  
 Suite "A"  
 Santa Barbara, CA 93111

### Site

Site 14 Lemoore NAS

Telephone: (805)681-3100

Attn: James Elliot

Page: 26

Project ID: 21384-03

Project Name: EPA Streams TO-65

AETL Job Number	Submitted	Client
48398	07/24/2008	T/TSB

Method: 8260B, Volatile Organic Compounds by GC/MS (SW846)

QC Batch No: 0729081A1

Our Lab I.D.			Method Blank	48398.23	48398.24	48398.25	
Client Sample I.D.				NT5-6PDS	NT5-8PDS	TB1-PDS	
Date Sampled				07/23/2008	07/23/2008	07/23/2008	
Date Prepared			07/29/2008	07/29/2008	07/29/2008	07/29/2008	
Preparation Method			5030B	5030B	5030B	5030B	
Date Analyzed			07/29/2008	07/29/2008	07/29/2008	07/29/2008	
Matrix			Aqueous	Aqueous	Aqueous	Aqueous	
Units			ug/L	ug/L	ug/L	ug/L	
Dilution Factor			1	1	1	1	
Analytes	MDL	PQL	Results	Results	Results	Results	
Acetone	10	10	ND	ND	ND	ND	
Benzene	0.5	1.0	ND	ND	ND	ND	
Bromobenzene (Phenyl bromide)	0.5	1.0	ND	ND	ND	ND	
Bromochloromethane	0.5	1.0	ND	ND	ND	ND	
Bromodichloromethane	0.5	1.0	ND	ND	ND	ND	
Bromoform (Tribromomethane)	2.5	5.0	ND	ND	ND	ND	
Bromomethane (Methyl bromide)	1.5	3.0	ND	ND	ND	ND	
2-Butanone (MEK)	5.0	5.0	ND	ND	ND	ND	
n-Butylbenzene	0.5	1.0	ND	ND	ND	ND	
sec-Butylbenzene	0.5	1.0	ND	ND	ND	ND	
tert-Butylbenzene	0.5	1.0	ND	ND	ND	ND	
Carbon Disulfide	0.5	1.0	ND	ND	ND	ND	
Carbon tetrachloride	0.5	1.0	ND	ND	ND	ND	
Chlorobenzene	0.5	1.0	ND	ND	ND	ND	
Chloroethane	1.5	3.0	ND	ND	ND	ND	
2-Chloroethyl vinyl ether	2.5	5.0	ND	ND	ND	ND	
Chloroform (Trichloromethane)	0.5	1.0	ND	ND	ND	ND	
Chloromethane (Methyl chloride)	1.5	3.0	ND	ND	ND	ND	
2-Chlorotoluene	0.5	1.0	ND	ND	ND	ND	
4-Chlorotoluene	0.5	1.0	ND	ND	ND	ND	
1,2-Dibromo-3-chloropropane (DBCP)	2.5	5.0	ND	ND	ND	ND	
Dibromochloromethane	0.5	1.0	ND	ND	ND	ND	
1,2-Dibromoethane (EDB)	0.5	1.0	ND	ND	ND	ND	
Dibromomethane	0.5	1.0	ND	ND	ND	ND	
1,2-Dichlorobenzene	0.5	1.0	ND	ND	ND	ND	
1,3-Dichlorobenzene	0.5	1.0	ND	ND	ND	ND	
1,4-Dichlorobenzene	0.5	1.0	ND	ND	ND	ND	



# American Environmental Testing Laboratory Inc.

2834 & 2908 North Naomi Street Burbank, CA 91504 • DOHS NO: 1541, LACSD NO: 10181  
 Tel: (888) 288-AETL • (818) 845-8200 • Fax: (818) 845-8840 • www.aetlab.com

## ANALYTICAL RESULTS

Page: 27

Project ID: 21384-03  
 Project Name: EPA Streams TO-65

AETL Job Number	Submitted	Client
48398	07/24/2008	T/TSB

Method: 8260B, Volatile Organic Compounds by GC/MS (SW846)

QC Batch No: 0729081A1

Our Lab I.D.			Method Blank	48398.23	48398.24	48398.25	
Client Sample I.D.				NT5-6PDS	NT5-8PDS	TB1-PDS	
Date Sampled				07/23/2008	07/23/2008	07/23/2008	
Date Prepared			07/29/2008	07/29/2008	07/29/2008	07/29/2008	
Preparation Method			5030B	5030B	5030B	5030B	
Date Analyzed			07/29/2008	07/29/2008	07/29/2008	07/29/2008	
Matrix			Aqueous	Aqueous	Aqueous	Aqueous	
Units			ug/L	ug/L	ug/L	ug/L	
Dilution Factor			1	1	1	1	
Analytes	MDL	PQL	Results	Results	Results	Results	
Dichlorodifluoromethane	1.5	3.0	ND	ND	ND	ND	
1,1-Dichloroethane	0.5	1.0	ND	ND	ND	ND	
1,2-Dichloroethane (EDC)	0.5	1.0	ND	ND	ND	ND	
1,1-Dichloroethene	0.5	1.0	ND	ND	ND	ND	
cis-1,2-Dichloroethene	0.5	1.0	ND	ND	ND	ND	
trans-1,2-Dichloroethene	0.5	1.0	ND	ND	ND	ND	
1,2-Dichloropropane	0.5	1.0	ND	ND	ND	ND	
1,3-Dichloropropane	0.5	1.0	ND	ND	ND	ND	
2,2-Dichloropropane	0.5	1.0	ND	ND	ND	ND	
1,1-Dichloropropene	0.5	1.0	ND	ND	ND	ND	
cis-1,3-Dichloropropene	0.5	1.0	ND	ND	ND	ND	
trans-1,3-Dichloropropene	0.5	1.0	ND	ND	ND	ND	
Ethylbenzene	0.5	1.0	ND	ND	ND	ND	
Hexachlorobutadiene	1.5	3.0	ND	ND	ND	ND	
2-Hexanone	2.5	5.0	ND	ND	ND	ND	
Isopropylbenzene	0.5	1.0	ND	ND	ND	ND	
p-Isopropyltoluene	0.5	1.0	ND	ND	ND	ND	
4-Methyl-2-pentanone (MIBK)	2.5	5.0	ND	ND	ND	ND	
Methyl-tert-butyl ether (MTBE)	0.5	1.0	ND	ND	ND	ND	
Methylene chloride (DCM)	2.0	4.0	ND	ND	ND	ND	
Naphthalene	0.5	1.0	ND	ND	ND	ND	
n-Propylbenzene	0.5	1.0	ND	ND	ND	ND	
Styrene	0.5	1.0	ND	ND	ND	ND	
1,1,1,2-Tetrachloroethane	0.5	1.0	ND	ND	ND	ND	
1,1,2,2-Tetrachloroethane	0.5	1.0	ND	ND	ND	ND	
Tetrachloroethene	0.5	1.0	ND	ND	ND	ND	
Toluene (Methyl benzene)	0.5	1.0	ND	ND	ND	ND	
1,2,3-Trichlorobenzene	0.5	1.0	ND	ND	ND	ND	
1,2,4-Trichlorobenzene	0.5	1.0	ND	ND	ND	ND	
1,1,1-Trichloroethane	0.5	1.0	ND	ND	ND	ND	
1,1,2-Trichloroethane	0.5	1.0	ND	ND	ND	ND	
Trichloroethene	0.5	1.0	ND	ND	ND	ND	
Trichlorofluoromethane	0.5	1.0	ND	ND	ND	ND	
1,2,3-Trichloropropane	0.5	1.0	ND	ND	ND	ND	



# American Environmental Testing Laboratory Inc.

2834 & 2908 North Naomi Street Burbank, CA 91504 • DOHS NO: 1541, LACSD NO: 10181  
 Tel: (888) 288-AETL • (818) 845-8200 • Fax: (818) 845-8840 • www.aetlab.com

## ANALYTICAL RESULTS

Page: 28

Project ID: 21384-03  
 Project Name: EPA Streams TO-65

AETL Job Number	Submitted	Client
48398	07/24/2008	T/TSB

Method: 8260B, Volatile Organic Compounds by GC/MS (SW846)

QC Batch No: 0729081A1

Our Lab I.D.			Method Blank	48398.23	48398.24	48398.25	
Client Sample I.D.				NT5-6PDS	NT5-8PDS	TB1-PDS	
Date Sampled				07/23/2008	07/23/2008	07/23/2008	
Date Prepared			07/29/2008	07/29/2008	07/29/2008	07/29/2008	
Preparation Method			5030B	5030B	5030B	5030B	
Date Analyzed			07/29/2008	07/29/2008	07/29/2008	07/29/2008	
Matrix			Aqueous	Aqueous	Aqueous	Aqueous	
Units			ug/L	ug/L	ug/L	ug/L	
Dilution Factor			1	1	1	1	
Analytes	MDL	PQL	Results	Results	Results	Results	
1,2,4-Trimethylbenzene	0.5	1.0	ND	ND	ND	ND	
1,3,5-Trimethylbenzene	0.5	1.0	ND	ND	ND	ND	
Vinyl Acetate	0.5	5.0	ND	ND	ND	ND	
Vinyl chloride (Chloroethene)	0.5	3.0	ND	ND	ND	ND	
o-Xylene	0.5	1.0	ND	ND	ND	ND	
m,p-Xylenes	1.0	2.0	ND	ND	ND	ND	
Our Lab I.D.			Method Blank	48398.23	48398.24	48398.25	
Surrogates	%Rec.Limit		% Rec.	% Rec.	% Rec.	% Rec.	
Bromofluorobenzene	75-125		101	108	114	102	
Dibromofluoromethane	75-125		88.9	85.6	80.2	90.7	
Toluene-d8	75-125		107	114	119	106	



# American Environmental Testing Laboratory Inc.

2834 & 2908 North Naomi Street Burbank, CA 91504 • DOHS NO: 1541, LACSD NO: 10181  
 Tel: (888) 288-AETL • (818) 845-8200 • Fax: (818) 845-8840 • www.aetlab.com

## QUALITY CONTROL RESULTS

### Ordered By

Tetra Tech Inc.  
 301 Mentor Drive  
 Suite "A"  
 Santa Barbara, CA 93111

### Site

Site 14 Lemoore NAS

Telephone: (805)681-3100

Attn: James Elliot

Page: 29

Project ID: 21384-03

Project Name: EPA Streams TO-65

AETL Job Number	Submitted	Client
48398	07/24/2008	T/TSB

Method: 8260B, Volatile Organic Compounds by GC/MS (SW846)

## QUALITY CONTROL REPORT

QC Batch No: 0725081A1; Dup or Spiked Sample: B0725081A1; LCS: Clean Water; QC Prepared: 07/25/2008; QC Analyzed: 07/25/2008;  
 Units: ppb

Analytes	Sample Result	MS Concen	MS Recov	MS % REC	MS DUP Concen	MS DUP Recov	MS DUP % REC	RPD %	MS/MSD % Limit	MS RPD % Limit
Benzene	0.0	50.00	47.40	94.8	50.00	46.90	93.8	1.06	75-125	<20
Chlorobenzene	0.0	50.00	45.40	90.8	50.00	43.60	87.2	4.04	75-125	<20
1,1-Dichloroethene	0.0	50.00	49.90	99.8	50.00	48.50	97.0	2.85	75-125	<20
Methyl-tert-butyl ether (MTBE)	0.0	50.00	41.80	83.6	50.00	40.00	80.0	4.40	75-125	<20
Toluene (Methyl benzene)	0.0	50.00	53.00	106	50.00	50.50	101	4.83	75-125	<20
Trichloroethene	0.0	50.00	51.00	102	50.00	52.50	105	2.90	75-125	<20
<b>Surrogates</b>										
Bromofluorobenzene	0.0	50.00	49.10	98.2	50.00	49.95	99.9	1.73	75-125	<20
Dibromofluoromethane	0.0	50.00	41.60	83.2	50.00	38.60	77.2	7.21	75-125	<20
Toluene-d8	0.0	50.00	54.50	109	50.00	53.50	107	1.83	75-125	<20

QC Batch No: 0725081A1; Dup or Spiked Sample: B0725081A1; LCS: Clean Water; QC Prepared: 07/25/2008; QC Analyzed: 07/25/2008;  
 Units: ppb

Analytes	LCS Concen	LCS Recov	LCS % REC	LCS/LCSD % Limit						
Benzene	50.00	46.80	93.6	75-125						
Chlorobenzene	50.00	44.50	89.0	75-125						
1,1-Dichloroethene	50.00	48.30	96.6	75-125						
Methyl-tert-butyl ether (MTBE)	50.00	38.60	77.2	75-125						
Toluene (Methyl benzene)	50.00	53.00	106	75-125						
Trichloroethene	50.00	54.50	109	75-125						
<b>LCS</b>										
Chloroform (Trichloromethane)	50.00	41.20	82.4	75-125						
Ethylbenzene	50.00	52.50	105	75-125						
1,1,1-Trichloroethane	50.00	54.00	108	75-125						
o-Xylene	50.00	48.70	97.4	75-125						
m,p-Xylenes	100.00	105.00	105	75-125						
<b>Surrogates</b>										
Bromofluorobenzene	50.00	51.00	102	75-125						
Dibromofluoromethane	50.00	39.55	79.1	75-125						



# American Environmental Testing Laboratory Inc.

2834 & 2908 North Naomi Street Burbank, CA 91504 • DOHS NO: 1541, LACSD NO: 10181  
Tel: (888) 288-AETL • (818) 845-8200 • Fax: (818) 845-8840 • www.aetlab.com

## QUALITY CONTROL RESULTS

Page: 30

Project ID: 21384-03  
Project Name: EPA Streams TO-65

AETL Job Number	Submitted	Client
48398	07/24/2008	T/TSB

Method: 8260B, Volatile Organic Compounds by GC/MS (SW846)

QC Batch No: 0725081A1; Dup or Spiked Sample: B0725081A1; LCS: Clean Water; QC Prepared: 07/25/2008; QC Analyzed: 07/25/2008;  
Units: ppb

Analytes	LCS Concen	LCS Recov	LCS % REC	LCS/LCSD % Limit						
Toluene-d8	50.00	56.00	112	75-125						



# American Environmental Testing Laboratory Inc.

2834 & 2908 North Naomi Street Burbank, CA 91504 • DOHS NO: 1541, LACSD NO: 10181  
 Tel: (888) 288-AETL • (818) 845-8200 • Fax: (818) 845-8840 • www.aetlab.com

## QUALITY CONTROL RESULTS

### Ordered By

Tetra Tech Inc.  
 301 Mentor Drive  
 Suite "A"  
 Santa Barbara, CA 93111

### Site

Site 14 Lemoore NAS

Telephone: (805)681-3100

Attn: James Elliot

Page: 31

Project ID: 21384-03

Project Name: EPA Streams TO-65

AETL Job Number	Submitted	Client
48398	07/24/2008	T/TSB

Method: 8260B, Volatile Organic Compounds by GC/MS (SW846)

## QUALITY CONTROL REPORT

QC Batch No: 0726081A1; Dup or Spiked Sample: B0726081A1; LCS: Clean Water; QC Prepared: 07/26/2008; QC Analyzed: 07/26/2008;  
 Units: ppb

Analytes	Sample Result	MS Concen	MS Recov	MS % REC	MS DUP Concen	MS DUP Recov	MS DUP % REC	RPD %	MS/MSD % Limit	MS RPD % Limit
Benzene	0.0	50.00	48.30	96.6	50.00	48.30	96.6	<1	75-125	<20
Chlorobenzene	0.0	50.00	46.30	92.6	50.00	47.20	94.4	1.93	75-125	<20
1,1-Dichloroethene	0.0	50.00	55.50	111	50.00	54.00	108	2.74	75-125	<20
Methyl-tert-butyl ether (MTBE)	0.0	50.00	37.80	75.6	50.00	37.30	74.6	1.33	75-125	<20
Toluene (Methyl benzene)	0.0	50.00	59.00	118	50.00	58.50	117	<1	75-125	<20
Trichloroethene	0.0	50.00	48.40	96.8	50.00	54.50	109	11.9	75-125	<20
<b>Surrogates</b>										
Bromofluorobenzene	0.0	50.00	49.10	98.2	50.00	48.55	97.1	1.12	75-125	<20
Dibromofluoromethane	0.0	50.00	39.20	78.4	50.00	41.75	83.5	6.51	75-125	<20
Toluene-d8	0.0	50.00	59.00	118	50.00	58.50	117	<1	75-125	<20

QC Batch No: 0726081A1; Dup or Spiked Sample: B0726081A1; LCS: Clean Water; QC Prepared: 07/26/2008; QC Analyzed: 07/26/2008;  
 Units: ppb

Analytes	LCS Concen	LCS Recov	LCS % REC	LCS/LCSD % Limit						
Benzene	50.00	46.10	92.2	75-125						
Chlorobenzene	50.00	44.80	89.6	75-125						
1,1-Dichloroethene	50.00	55.00	110	75-125						
Methyl-tert-butyl ether (MTBE)	50.00	37.50	75.0	75-125						
Toluene (Methyl benzene)	50.00	41.00	82.0	75-125						
Trichloroethene	50.00	50.50	101	75-125						
<b>LCS</b>										
Chloroform (Trichloromethane)	50.00	39.10	78.2	75-125						
Ethylbenzene	50.00	40.80	81.6	75-125						
1,1,1-Trichloroethane	50.00	50.50	101	75-125						
o-Xylene	50.00	44.30	88.6	75-125						
m,p-Xylenes	100.00	82.10	82.1	75-125						
<b>Surrogates</b>										
Bromofluorobenzene	50.00	50.00	100	75-125						
Dibromofluoromethane	50.00	40.70	81.4	75-125						





# American Environmental Testing Laboratory Inc.

2834 & 2908 North Naomi Street Burbank, CA 91504 • DOHS NO: 1541, LACSD NO: 10181  
Tel: (888) 288-AETL • (818) 845-8200 • Fax: (818) 845-8840 • www.aetlab.com

## QUALITY CONTROL RESULTS

Page: **32**

Project ID: 21384-03  
Project Name: EPA Streams TO-65

AETL Job Number	Submitted	Client
48398	07/24/2008	T/TSB

Method: 8260B, Volatile Organic Compounds by GC/MS (SW846)

QC Batch No: 0726081A1; Dup or Spiked Sample: B0726081A1; LCS: Clean Water; QC Prepared: 07/26/2008; QC Analyzed: 07/26/2008;  
Units: ppb

Analytes	LCS Concen	LCS Recov	LCS % REC	LCS/LCSD % Limit						
Toluene-d8	50.00	43.25	86.5	75-125						



# American Environmental Testing Laboratory Inc.

2834 & 2908 North Naomi Street Burbank, CA 91504 • DOHS NO: 1541, LACSD NO: 10181  
 Tel: (888) 288-AETL • (818) 845-8200 • Fax: (818) 845-8840 • www.aetlab.com

## QUALITY CONTROL RESULTS

### Ordered By

Tetra Tech Inc.  
 301 Mentor Drive  
 Suite "A"  
 Santa Barbara, CA 93111

### Site

Site 14 Lemoore NAS

Telephone: (805)681-3100

Attn: James Elliot

Page: 33

Project ID: 21384-03

Project Name: EPA Streams TO-65

AETL Job Number	Submitted	Client
48398	07/24/2008	T/TSB

Method: 8260B, Volatile Organic Compounds by GC/MS (SW846)

## QUALITY CONTROL REPORT

QC Batch No: 0728081A1; Dup or Spiked Sample: B0728081A1; LCS: Clean Water; QC Prepared: 07/28/2008; QC Analyzed: 07/28/2008;  
 Units: ppb

Analytes	Sample Result	MS Concen	MS Recov	MS % REC	MS DUP Concen	MS DUP Recov	MS DUP % REC	RPD %	MS/MSD % Limit	MS RPD % Limit
Benzene	0.0	50.00	47.40	94.8	50.00	47.20	94.4	<1	75-125	<20
Chlorobenzene	0.0	50.00	49.40	98.8	50.00	50.00	100	1.2	75-125	<20
1,1-Dichloroethene	0.0	50.00	48.80	97.6	50.00	50.00	100	2.4	75-125	<20
Methyl-tert-butyl ether (MTBE)	0.0	50.00	40.90	81.8	50.00	44.00	88.0	7.3	75-125	<20
Toluene (Methyl benzene)	0.0	50.00	54.50	109	50.00	55.00	110	<1	75-125	<20
Trichloroethene	0.0	50.00	49.10	98.2	50.00	48.70	97.4	<1	75-125	<20
<b>Surrogates</b>										
Bromofluorobenzene	0.0	50.00	48.35	96.7	50.00	48.50	97.0	<1	75-125	<20
Dibromofluoromethane	0.0	50.00	41.00	82.0	50.00	40.65	81.3	<1	75-125	<20
Toluene-d8	0.0	50.00	56.00	112	50.00	56.00	112	<1	75-125	<20

QC Batch No: 0728081A1; Dup or Spiked Sample: B0728081A1; LCS: Clean Water; QC Prepared: 07/28/2008; QC Analyzed: 07/28/2008;  
 Units: ppb

Analytes	LCS Concen	LCS Recov	LCS % REC	LCS/LCSD % Limit
Benzene	50.00	46.30	92.6	75-125
Chlorobenzene	50.00	51.00	102	75-125
1,1-Dichloroethene	50.00	49.50	99.0	75-125
Methyl-tert-butyl ether (MTBE)	50.00	38.20	76.4	75-125
Toluene (Methyl benzene)	50.00	54.50	109	75-125
Trichloroethene	50.00	52.00	104	75-125
<b>LCS</b>				
Chloroform (Trichloromethane)	50.00	40.60	81.2	75-125
Ethylbenzene	50.00	52.50	105	75-125
1,1,1-Trichloroethane	50.00	56.00	112	75-125
o-Xylene	50.00	56.00	112	75-125
m,p-Xylenes	100.00	113.00	113	75-125
<b>Surrogates</b>				
Bromofluorobenzene	50.00	49.90	99.8	75-125
Dibromofluoromethane	50.00	38.75	77.5	75-125



# American Environmental Testing Laboratory Inc.

2834 & 2908 North Naomi Street Burbank, CA 91504 • DOHS NO: 1541, LACSD NO: 10181  
Tel: (888) 288-AETL • (818) 845-8200 • Fax: (818) 845-8840 • www.aetlab.com

## QUALITY CONTROL RESULTS

Page: **34**

Project ID: 21384-03  
Project Name: EPA Streams TO-65

AETL Job Number	Submitted	Client
48398	07/24/2008	T/TSB

Method: 8260B, Volatile Organic Compounds by GC/MS (SW846)

QC Batch No: 0728081A1; Dup or Spiked Sample: B0728081A1; LCS: Clean Water; QC Prepared: 07/28/2008; QC Analyzed: 07/28/2008;  
Units: ppb

Analytes	LCS Concen	LCS Recov	LCS % REC	LCS/LCSD % Limit						
Toluene-d8	50.00	51.50	103	75-125						



# American Environmental Testing Laboratory Inc.

2834 & 2908 North Naomi Street Burbank, CA 91504 • DOHS NO: 1541, LACSD NO: 10181  
 Tel: (888) 288-AETL • (818) 845-8200 • Fax: (818) 845-8840 • www.aetlab.com

## QUALITY CONTROL RESULTS

### Ordered By

Tetra Tech Inc.  
 301 Mentor Drive  
 Suite "A"  
 Santa Barbara, CA 93111

### Site

Site 14 Lemoore NAS

Telephone: (805)681-3100

Attn: James Elliot

Page: 35

Project ID: 21384-03

Project Name: EPA Streams TO-65

AETL Job Number	Submitted	Client
48398	07/24/2008	T/TSB

Method: 8260B, Volatile Organic Compounds by GC/MS (SW846)

## QUALITY CONTROL REPORT

QC Batch No: 0729081A1; Dup or Spiked Sample: B0729081A1; LCS: Clean Water; QC Prepared: 07/29/2008; QC Analyzed: 07/29/2008;  
 Units: ppb

Analytes	Sample Result	MS Concen	MS Recov	MS % REC	MS DUP Concen	MS DUP Recov	MS DUP % REC	RPD %	MS/MSD % Limit	MS RPD % Limit
Benzene	0.0	50.00	46.70	93.4	50.00	46.80	93.6	<1	75-125	<20
Chlorobenzene	0.0	50.00	50.50	101	50.00	50.50	101	<1	75-125	<20
1,1-Dichloroethene	0.0	50.00	49.10	98.2	50.00	48.90	97.8	<1	75-125	<20
Methyl-tert-butyl ether (MTBE)	0.0	50.00	38.70	77.4	50.00	39.40	78.8	1.79	75-125	<20
Toluene (Methyl benzene)	0.0	50.00	51.50	103	50.00	50.50	101	1.96	75-125	<20
Trichloroethene	0.0	50.00	43.60	87.2	50.00	43.80	87.6	<1	75-125	<20
<b>Surrogates</b>										
Bromofluorobenzene	0.0	50.00	44.80	89.6	50.00	44.85	89.7	<1	75-125	<20
Dibromofluoromethane	0.0	50.00	44.75	89.5	50.00	45.65	91.3	2.01	75-125	<20
Toluene-d8	0.0	50.00	53.00	106	50.00	52.50	105	<1	75-125	<20

QC Batch No: 0729081A1; Dup or Spiked Sample: B0729081A1; LCS: Clean Water; QC Prepared: 07/29/2008; QC Analyzed: 07/29/2008;  
 Units: ppb

Analytes	LCS Concen	LCS Recov	LCS % REC	LCS/LCSD % Limit						
Benzene	50.00	46.60	93.2	75-125						
Chlorobenzene	50.00	48.60	97.2	75-125						
1,1-Dichloroethene	50.00	49.20	98.4	75-125						
Methyl-tert-butyl ether (MTBE)	50.00	39.30	78.6	75-125						
Toluene (Methyl benzene)	50.00	50.00	100	75-125						
Trichloroethene	50.00	51.00	102	75-125						
<b>LCS</b>										
Chloroform (Trichloromethane)	50.00	41.10	82.2	75-125						
Ethylbenzene	50.00	49.30	98.6	75-125						
1,1,1-Trichloroethane	50.00	48.30	96.6	75-125						
o-Xylene	50.00	50.50	101	75-125						
m,p-Xylenes	100.00	102.00	102	75-125						
<b>Surrogates</b>										
Bromofluorobenzene	50.00	44.90	89.8	75-125						
Dibromofluoromethane	50.00	44.85	89.7	75-125						



## American Environmental Testing Laboratory Inc.

2834 & 2908 North Naomi Street Burbank, CA 91504 • DOHS NO: 1541, LACSD NO: 10181  
Tel: (888) 288-AETL • (818) 845-8200 • Fax: (818) 845-8840 • www.aetlab.com

### Ordered By

Tetra Tech Inc.  
301 Mentor Drive Suite "A"  
Santa Barbara, CA 93111-

Number of Pages 25  
Date Received 08/27/2008  
Date Reported 09/11/2008

Telephone: (805)681-3100  
Attention: James Elliot

Job Number	Order Date	Client
48929	08/27/2008	T/TSB

Project ID: 21384-03  
Project Name: EPA Streams TO-65  
Site: Site 14 Lemoore NAS

Enclosed please find results of analyses of 25 water samples which were analyzed as specified on the attached chain of custody. If there are any questions, please do not hesitate to call.

Checked By: \_\_\_\_\_

Approved By: \_\_\_\_\_

Cyrus Razmara, Ph.D.  
Laboratory Director



# American Environmental Testing Laboratory Inc.

2834 & 2908 North Naomi Street, Burbank, CA 91504 • DOHS NO: 1541, LACSD NO: 10181  
Tel: (888) 288-AETL • (818) 845-8200 • Fax: (818) 845-8840 • www.aetlab.com

# CHAIN OF CUSTODY RECORD

No. 52290

Page 1 of 3

AETL JOB No. 48929

COMPANY <b>Tetra Tech</b>		PROJECT MANAGER <b>James Elliot</b>				
COMPANY ADDRESS <b>301 Mentor Dr. Suite A, Santa Barbara, CA 93111</b>		PHONE <b>805-681-3100</b> FAX <b>805-681-3108</b>				
PROJECT NAME <b>EPA STREAMS TO 65</b>		PROJECT # <b>21384-03</b>				
SITE NAME AND ADDRESS <b>Site 14, Lemoore NAS</b>		PO #				
SAMPLE ID	LAB ID	DATE	TIME	MATRIX	CONTAINER NUMBER/SIZE	PRES.
1	ST1-2 PDS	8/26/08	0715	Water	(1) 40mL VOA	Na <sub>2</sub> PO <sub>4</sub>
2	ST1-4 PDS		0720			
3	ST1-7 PDS		0725			
4	ST1-10 PDS		0730			
5	ST2-2 PDS		0745			
6	ST2-4 PDS		0750			
7	ST2-7 PDS		0755			
8	ST2-10 PDS		0800			
9	ST3-2 PDS		0810			
10	ST3-4 PDS		0815			
11	ST3-7 PDS		0820			
12	ST3-10 PDS		0825			
13	ST5-2 PDS		0835			
14	ST5-4 PDS		0840			
15	ST5-7 PDS		0845			

ANALYSIS REQUESTED		TEST INSTRUCTIONS & COMMENTS	
SM28260	VOCs		
			48929.01
			48929.02
			48929.03
			48929.04
			48929.05
			48929.06
			48929.07
			48929.08
			48929.09
			48929.10
			48929.11
			48929.12
			48929.13
			48929.14
			48929.15

SAMPLE RECEIPT - TO BE FILLED BY LABORATORY		RELINQUISHED BY SAMPLER:	RELINQUISHED BY:
TOTAL NUMBER OF CONTAINERS	15	Signature: <i>Chris Crosby</i>	1. Signature: _____
CUSTOMY SEALS	Y/N/NA	Printed Name: <i>Chris Crosby</i>	2. Printed Name: _____
RECEIVED IN GOOD COND.	Y/N	Date: <i>8/26/08</i>	Date: _____
TURN AROUND TIME		Time: <i>1500</i>	Time: _____
<input checked="" type="checkbox"/> NORMAL	<input type="checkbox"/> RUSH	RECEIVED BY:	RECEIVED BY:
<input type="checkbox"/> SAME DAY	<input type="checkbox"/> NEXT DAY	Signature: _____	Signature: _____
<input type="checkbox"/> 2 DAYS	<input type="checkbox"/> 3 DAYS	Printed Name: _____	Printed Name: _____
		Date: _____	Date: _____
		Time: _____	Time: _____
		RECEIVED BY LABORATORY:	RECEIVED BY LABORATORY:
		Signature: _____	Signature: _____
		Printed Name: _____	Printed Name: _____
		Date: _____	Date: _____
		Time: _____	Time: _____

DISTRIBUTION: WHITE - Laboratory, CANARY - Laboratory, PINK - Project/Account Manager, YELLOW - Sampler/Originator



# American Environmental Testing Laboratory Inc.

2834 & 2908 North Naomi Street, Burbank, CA 91504 • DOHS NO: 1541, LACSD NO: 10181  
 Tel: (888) 288-AETL • (818) 845-8200 • Fax: (818) 845-8840 • www.aetlab.com

# CHAIN OF CUSTODY RECORD

No. **52291**

Page **2** of **2**

**COMPANY** Tetra Tech  
**PROJECT MANAGER** James Elliot  
**PHONE** 805-681-3100  
**COMPANY ADDRESS** 301 Mentor Dr. Suite A, Santa Barbara, CA 93111 FAX 805-681-3108  
**PROJECT NAME** EPA STREAMS TO 65  
**PROJECT #** 21384-03  
**SITE NAME AND ADDRESS** Site 14, Lemoore NAS  
**PO #**

AETL JOB No. **48929**

ANALYSIS REQUESTED			TEST INSTRUCTIONS & COMMENTS
SM 8260 VOA			
X			48929.16
X			48929.17
X			48929.18
X			48929.19
X			48929.20
X			48929.21
X			48929.22
X			48929.23
X			48929.24
X			48929.25

SAMPLE ID	LAB ID	DATE	TIME	MATRIX	CONTAINER NUMBER/SIZE	PRES.
1 ST5-10 PDS		8/26/08	0850	Water	(1) 40 mL VOA	Neg, PDy
2 NT5-2 PDS			0900			
3 NT5-4 PDS			0905			
4 NT5-6 PDS			0910			
5 NT5-8 PDS			0915			
6 NT6-2 PDS			0920			
7 NT6-4 PDS			0925			
8 NT6-6 PDS			0930			
9 NT6-8 PDS			0935			
10 TB-1 PDS			0700		(2) 40 mL VOA	HCL
11						
12						
13						
14						
15						

**SAMPLE RECEIPT - TO BE FILLED BY LABORATORY**

TOTAL NUMBER OF CONTAINERS: 11 PROPERLY COOLED  Y / N / NA  
 CUSTODY SEALS  Y / N / NA SAMPLES INTACT  Y / N / NA  
 RECEIVED IN GOOD COND.  Y / N SAMPLES ACCEPTED  Y / N

TURN AROUND TIME  
 SAME DAY  2 DAYS  
 RUSH  NEXT DAY  3 DAYS

RELINQUISHED BY SAMPLER:	1.	2.	3.
Signature: <i>Chris Crosby</i>	Signature:	Signature:	Signature:
Printed Name: Chris Crosby	Printed Name:	Printed Name:	Printed Name: Fedex
Date: 8/26/08 Time: 1500	Date:	Date:	Date:
RECEIVED BY:	RECEIVED BY:	RECEIVED BY:	RECEIVED BY LABORATORY:
Signature:	Signature:	Signature:	Signature:
Printed Name:	Printed Name:	Printed Name:	Printed Name: Julius Hernandez
Date:	Date:	Date:	Date: 08/27/08 Time: 1200

DISTRIBUTION: WHITE - Laboratory, CANARY - Laboratory, PINK - Project/Account Manager, YELLOW - Sampler/Originator



# American Environmental Testing Laboratory Inc.

2834 & 2908 North Naomi Street Burbank, CA 91504 • DOHS NO: 1541, LACSD NO: 10181  
 Tel: (888) 288-AETL • (818) 845-8200 • Fax: (818) 845-8840 • www.aetlab.com

## ANALYTICAL RESULTS

### Ordered By

Tetra Tech Inc.  
 301 Mentor Drive  
 Suite "A"  
 Santa Barbara, CA 93111-

### Site

Site 14 Lemoore NAS

Telephone: (805)681-3100

Attn: James Elliot

Page: 2

Project ID: 21384-03

Project Name: EPA Streams TO-65

AETL Job Number	Submitted	Client
48929	08/27/2008	T/TSB

Method: 8260B, Volatile Organic Compounds by GC/MS (SW846)

QC Batch No: 0904081A1

Our Lab I.D.		Method Blank	48929.01	48929.02	48929.03	48929.04	
Client Sample I.D.			ST1-2PDS	ST1-4PDS	ST1-7PDS	ST1-10PDS	
Date Sampled			08/26/2008	08/26/2008	08/26/2008	08/26/2008	
Date Prepared		09/04/2008	09/04/2008	09/04/2008	09/04/2008	09/04/2008	
Preparation Method		5030B	5030B	5030B	5030B	5030B	
Date Analyzed		09/04/2008	09/04/2008	09/04/2008	09/04/2008	09/04/2008	
Matrix		Aqueous	Aqueous	Aqueous	Aqueous	Aqueous	
Units		ug/L	ug/L	ug/L	ug/L	ug/L	
Dilution Factor		1	1	1	1	1	
Analytes	MDL	PQL	Results	Results	Results	Results	Results
Acetone	10	10	ND	ND	ND	ND	ND
Benzene	0.5	1.0	ND	ND	ND	ND	ND
Bromobenzene (Phenyl bromide)	0.5	1.0	ND	ND	ND	ND	ND
Bromochloromethane	0.5	1.0	ND	ND	ND	ND	ND
Bromodichloromethane	0.5	1.0	ND	ND	ND	ND	ND
Bromoform (Tribromomethane)	2.5	5.0	ND	ND	ND	ND	ND
Bromomethane (Methyl bromide)	1.5	3.0	ND	ND	ND	ND	ND
2-Butanone (MEK)	5.0	5.0	ND	ND	ND	ND	ND
n-Butylbenzene	0.5	1.0	ND	ND	ND	ND	ND
sec-Butylbenzene	0.5	1.0	ND	ND	ND	ND	ND
tert-Butylbenzene	0.5	1.0	ND	ND	ND	ND	ND
Carbon Disulfide	0.5	1.0	ND	ND	ND	ND	ND
Carbon tetrachloride	0.5	1.0	ND	ND	ND	ND	ND
Chlorobenzene	0.5	1.0	ND	ND	ND	ND	ND
Chloroethane	1.5	3.0	ND	ND	ND	ND	ND
2-Chloroethyl vinyl ether	2.5	5.0	ND	ND	ND	ND	ND
Chloroform (Trichloromethane)	0.5	1.0	ND	ND	ND	0.750J	0.870J
Chloromethane (Methyl chloride)	1.5	3.0	ND	ND	ND	ND	ND
2-Chlorotoluene	0.5	1.0	ND	ND	ND	ND	ND
4-Chlorotoluene	0.5	1.0	ND	ND	ND	ND	ND
1,2-Dibromo-3-chloropropane (DBCP)	2.5	5.0	ND	ND	ND	ND	ND
Dibromochloromethane	0.5	1.0	ND	ND	ND	ND	ND
1,2-Dibromoethane (EDB)	0.5	1.0	ND	ND	ND	ND	ND
Dibromomethane	0.5	1.0	ND	ND	ND	ND	ND
1,2-Dichlorobenzene	0.5	1.0	ND	ND	ND	ND	ND
1,3-Dichlorobenzene	0.5	1.0	ND	ND	ND	ND	ND
1,4-Dichlorobenzene	0.5	1.0	ND	ND	ND	ND	ND





# American Environmental Testing Laboratory Inc.

2834 & 2908 North Naomi Street Burbank, CA 91504 • DOHS NO: 1541, LACSD NO: 10181  
 Tel: (888) 288-AETL • (818) 845-8200 • Fax: (818) 845-8840 • www.aetlab.com

## ANALYTICAL RESULTS

Page: 3

Project ID: 21384-03  
 Project Name: EPA Streams TO-65

AETL Job Number	Submitted	Client
48929	08/27/2008	T/TSB

Method: 8260B, Volatile Organic Compounds by GC/MS (SW846)

QC Batch No: 0904081A1

Our Lab I.D.			Method Blank	48929.01	48929.02	48929.03	48929.04
Client Sample I.D.				ST1-2PDS	ST1-4PDS	ST1-7PDS	ST1-10PDS
Date Sampled				08/26/2008	08/26/2008	08/26/2008	08/26/2008
Date Prepared			09/04/2008	09/04/2008	09/04/2008	09/04/2008	09/04/2008
Preparation Method			5030B	5030B	5030B	5030B	5030B
Date Analyzed			09/04/2008	09/04/2008	09/04/2008	09/04/2008	09/04/2008
Matrix			Aqueous	Aqueous	Aqueous	Aqueous	Aqueous
Units			ug/L	ug/L	ug/L	ug/L	ug/L
Dilution Factor			1	1	1	1	1
Analytes	MDL	PQL	Results	Results	Results	Results	Results
Dichlorodifluoromethane	1.5	3.0	ND	ND	ND	ND	ND
1,1-Dichloroethane	0.5	1.0	ND	ND	ND	ND	ND
1,2-Dichloroethane (EDC)	0.5	1.0	ND	ND	ND	ND	ND
1,1-Dichloroethene	0.5	1.0	ND	ND	ND	ND	ND
cis-1,2-Dichloroethene	0.5	1.0	ND	ND	0.680J	1.21	1.48
trans-1,2-Dichloroethene	0.5	1.0	ND	ND	ND	ND	ND
1,2-Dichloropropane	0.5	1.0	ND	ND	ND	ND	ND
1,3-Dichloropropane	0.5	1.0	ND	ND	ND	ND	ND
2,2-Dichloropropane	0.5	1.0	ND	ND	ND	ND	ND
1,1-Dichloropropene	0.5	1.0	ND	ND	ND	ND	ND
cis-1,3-Dichloropropene	0.5	1.0	ND	ND	ND	ND	ND
trans-1,3-Dichloropropene	0.5	1.0	ND	ND	ND	ND	ND
Ethylbenzene	0.5	1.0	ND	ND	ND	ND	ND
Hexachlorobutadiene	1.5	3.0	ND	ND	ND	ND	ND
2-Hexanone	2.5	5.0	ND	ND	ND	ND	ND
Isopropylbenzene	0.5	1.0	ND	ND	ND	ND	ND
p-Isopropyltoluene	0.5	1.0	ND	ND	ND	ND	ND
4-Methyl-2-pentanone (MIBK)	2.5	5.0	ND	ND	ND	ND	ND
Methyl-tert-butyl ether (MTBE)	0.5	1.0	ND	ND	ND	ND	ND
Methylene chloride (DCM)	2.0	4.0	ND	ND	ND	ND	ND
Naphthalene	0.5	1.0	ND	ND	ND	ND	ND
n-Propylbenzene	0.5	1.0	ND	ND	ND	ND	ND
Styrene	0.5	1.0	ND	ND	ND	ND	ND
1,1,1,2-Tetrachloroethane	0.5	1.0	ND	ND	ND	ND	ND
1,1,2,2-Tetrachloroethane	0.5	1.0	ND	ND	ND	ND	ND
Tetrachloroethene	0.5	1.0	ND	ND	ND	ND	ND
Toluene (Methyl benzene)	0.5	1.0	ND	ND	ND	ND	ND
1,2,3-Trichlorobenzene	0.5	1.0	ND	ND	ND	ND	ND
1,2,4-Trichlorobenzene	0.5	1.0	ND	ND	ND	ND	ND
1,1,1-Trichloroethane	0.5	1.0	ND	ND	ND	ND	ND
1,1,2-Trichloroethane	0.5	1.0	ND	ND	ND	ND	ND
Trichloroethene	0.5	1.0	ND	1.07	5.10	20.1	29.3
Trichlorofluoromethane	0.5	1.0	ND	ND	ND	ND	ND
1,2,3-Trichloropropane	0.5	1.0	ND	ND	ND	ND	ND



# American Environmental Testing Laboratory Inc.

2834 & 2908 North Naomi Street Burbank, CA 91504 • DOHS NO: 1541, LACSD NO: 10181  
 Tel: (888) 288-AETL • (818) 845-8200 • Fax: (818) 845-8840 • www.aetlab.com

## ANALYTICAL RESULTS

Page: 4

Project ID: 21384-03  
 Project Name: EPA Streams TO-65

AETL Job Number	Submitted	Client
48929	08/27/2008	T/TSB

Method: 8260B, Volatile Organic Compounds by GC/MS (SW846)

QC Batch No: 0904081A1

Our Lab I.D.			Method Blank	48929.01	48929.02	48929.03	48929.04
Client Sample I.D.				ST1-2PDS	ST1-4PDS	ST1-7PDS	ST1-10PDS
Date Sampled				08/26/2008	08/26/2008	08/26/2008	08/26/2008
Date Prepared			09/04/2008	09/04/2008	09/04/2008	09/04/2008	09/04/2008
Preparation Method			5030B	5030B	5030B	5030B	5030B
Date Analyzed			09/04/2008	09/04/2008	09/04/2008	09/04/2008	09/04/2008
Matrix			Aqueous	Aqueous	Aqueous	Aqueous	Aqueous
Units			ug/L	ug/L	ug/L	ug/L	ug/L
Dilution Factor			1	1	1	1	1
Analytes	MDL	PQL	Results	Results	Results	Results	Results
1,2,4-Trimethylbenzene	0.5	1.0	ND	ND	ND	ND	ND
1,3,5-Trimethylbenzene	0.5	1.0	ND	ND	ND	ND	ND
Vinyl Acetate	0.5	5.0	ND	ND	ND	ND	ND
Vinyl chloride (Chloroethene)	0.5	3.0	ND	ND	ND	ND	ND
o-Xylene	0.5	1.0	ND	ND	ND	ND	ND
m,p-Xylenes	1.0	2.0	ND	ND	ND	ND	ND
Our Lab I.D.			Method Blank	48929.01	48929.02	48929.03	48929.04
Surrogates	%Rec.Limit		% Rec.	% Rec.	% Rec.	% Rec.	% Rec.
Bromofluorobenzene	75-125		107	107	109	108	108
Dibromofluoromethane	75-125		107	107	105	105	107
Toluene-d8	75-125		94.1	94.9	95.2	95.5	94.7



# American Environmental Testing Laboratory Inc.

2834 & 2908 North Naomi Street Burbank, CA 91504 • DOHS NO: 1541, LACSD NO: 10181  
 Tel: (888) 288-AETL • (818) 845-8200 • Fax: (818) 845-8840 • www.aetlab.com

## ANALYTICAL RESULTS

### Ordered By

Tetra Tech Inc.  
 301 Mentor Drive  
 Suite "A"  
 Santa Barbara, CA 93111-

### Site

Site 14 Lemoore NAS

Telephone: (805)681-3100

Attn: James Elliot

Page: 5

Project ID: 21384-03

Project Name: EPA Streams TO-65

AETL Job Number	Submitted	Client
48929	08/27/2008	T/TSB

Method: 8260B, Volatile Organic Compounds by GC/MS (SW846)

QC Batch No: 0904081A1

Our Lab I.D.			48929.05	48929.06	48929.07	48929.08	48929.09
Client Sample I.D.			ST2-2PDS	ST2-4PDS	ST2-7PDS	ST2-10PDS	ST3-2PDS
Date Sampled			08/26/2008	08/26/2008	08/26/2008	08/26/2008	08/26/2008
Date Prepared			09/04/2008	09/04/2008	09/04/2008	09/04/2008	09/04/2008
Preparation Method			5030B	5030B	5030B	5030B	5030B
Date Analyzed			09/04/2008	09/04/2008	09/04/2008	09/04/2008	09/04/2008
Matrix			Aqueous	Aqueous	Aqueous	Aqueous	Aqueous
Units			ug/L	ug/L	ug/L	ug/L	ug/L
Dilution Factor			1	1	1	1	1
Analytes	MDL	PQL	Results	Results	Results	Results	Results
Acetone	10	10	ND	ND	ND	ND	ND
Benzene	0.5	1.0	ND	ND	ND	ND	ND
Bromobenzene (Phenyl bromide)	0.5	1.0	ND	ND	ND	ND	ND
Bromochloromethane	0.5	1.0	ND	ND	ND	ND	ND
Bromodichloromethane	0.5	1.0	ND	ND	ND	ND	ND
Bromoform (Tribromomethane)	2.5	5.0	ND	ND	ND	ND	ND
Bromomethane (Methyl bromide)	1.5	3.0	ND	ND	ND	ND	ND
2-Butanone (MEK)	5.0	5.0	ND	ND	ND	ND	ND
n-Butylbenzene	0.5	1.0	ND	ND	ND	ND	ND
sec-Butylbenzene	0.5	1.0	ND	ND	ND	ND	ND
tert-Butylbenzene	0.5	1.0	ND	ND	ND	ND	ND
Carbon Disulfide	0.5	1.0	ND	ND	ND	ND	ND
Carbon tetrachloride	0.5	1.0	ND	ND	ND	ND	ND
Chlorobenzene	0.5	1.0	ND	ND	ND	ND	ND
Chloroethane	1.5	3.0	ND	ND	ND	ND	ND
2-Chloroethyl vinyl ether	2.5	5.0	ND	ND	ND	ND	ND
Chloroform (Trichloromethane)	0.5	1.0	ND	1.28	1.42	0.730J	ND
Chloromethane (Methyl chloride)	1.5	3.0	ND	ND	ND	ND	ND
2-Chlorotoluene	0.5	1.0	ND	ND	ND	ND	ND
4-Chlorotoluene	0.5	1.0	ND	ND	ND	ND	ND
1,2-Dibromo-3-chloropropane (DBCP)	2.5	5.0	ND	ND	ND	ND	ND
Dibromochloromethane	0.5	1.0	ND	ND	ND	ND	ND
1,2-Dibromoethane (EDB)	0.5	1.0	ND	ND	ND	ND	ND
Dibromomethane	0.5	1.0	ND	ND	ND	ND	ND
1,2-Dichlorobenzene	0.5	1.0	ND	ND	ND	ND	ND
1,3-Dichlorobenzene	0.5	1.0	ND	ND	ND	ND	ND
1,4-Dichlorobenzene	0.5	1.0	ND	ND	ND	ND	ND



# American Environmental Testing Laboratory Inc.

2834 & 2908 North Naomi Street Burbank, CA 91504 • DOHS NO: 1541, LACSD NO: 10181

Tel: (888) 288-AETL • (818) 845-8200 • Fax: (818) 845-8840 • www.aetlab.com

## ANALYTICAL RESULTS

Page: 6

Project ID: 21384-03  
Project Name: EPA Streams TO-65

AETL Job Number	Submitted	Client
48929	08/27/2008	T/TSB

Method: 8260B, Volatile Organic Compounds by GC/MS (SW846)

QC Batch No: 0904081A1

Our Lab I.D.			48929.05	48929.06	48929.07	48929.08	48929.09
Client Sample I.D.			ST2-2PDS	ST2-4PDS	ST2-7PDS	ST2-10PDS	ST3-2PDS
Date Sampled			08/26/2008	08/26/2008	08/26/2008	08/26/2008	08/26/2008
Date Prepared			09/04/2008	09/04/2008	09/04/2008	09/04/2008	09/04/2008
Preparation Method			5030B	5030B	5030B	5030B	5030B
Date Analyzed			09/04/2008	09/04/2008	09/04/2008	09/04/2008	09/04/2008
Matrix			Aqueous	Aqueous	Aqueous	Aqueous	Aqueous
Units			ug/L	ug/L	ug/L	ug/L	ug/L
Dilution Factor			1	1	1	1	1
Analytes	MDL	PQL	Results	Results	Results	Results	Results
Dichlorodifluoromethane	1.5	3.0	ND	ND	ND	ND	ND
1,1-Dichloroethane	0.5	1.0	ND	ND	ND	ND	ND
1,2-Dichloroethane (EDC)	0.5	1.0	ND	ND	ND	ND	ND
1,1-Dichloroethene	0.5	1.0	ND	ND	ND	ND	ND
cis-1,2-Dichloroethene	0.5	1.0	ND	ND	ND	ND	ND
trans-1,2-Dichloroethene	0.5	1.0	ND	ND	ND	ND	ND
1,2-Dichloropropane	0.5	1.0	ND	ND	ND	ND	ND
1,3-Dichloropropane	0.5	1.0	ND	ND	ND	ND	ND
2,2-Dichloropropane	0.5	1.0	ND	ND	ND	ND	ND
1,1-Dichloropropene	0.5	1.0	ND	ND	ND	ND	ND
cis-1,3-Dichloropropene	0.5	1.0	ND	ND	ND	ND	ND
trans-1,3-Dichloropropene	0.5	1.0	ND	ND	ND	ND	ND
Ethylbenzene	0.5	1.0	ND	ND	ND	ND	ND
Hexachlorobutadiene	1.5	3.0	ND	ND	ND	ND	ND
2-Hexanone	2.5	5.0	ND	ND	ND	ND	ND
Isopropylbenzene	0.5	1.0	ND	ND	ND	ND	ND
p-Isopropyltoluene	0.5	1.0	ND	ND	ND	ND	ND
4-Methyl-2-pentanone (MIBK)	2.5	5.0	ND	ND	ND	ND	ND
Methyl-tert-butyl ether (MTBE)	0.5	1.0	ND	ND	ND	ND	ND
Methylene chloride (DCM)	2.0	4.0	ND	ND	ND	ND	ND
Naphthalene	0.5	1.0	ND	ND	ND	ND	ND
n-Propylbenzene	0.5	1.0	ND	ND	ND	ND	ND
Styrene	0.5	1.0	ND	ND	ND	ND	ND
1,1,1,2-Tetrachloroethane	0.5	1.0	ND	ND	ND	ND	ND
1,1,2,2-Tetrachloroethane	0.5	1.0	ND	ND	ND	ND	ND
Tetrachloroethene	0.5	1.0	ND	ND	ND	ND	ND
Toluene (Methyl benzene)	0.5	1.0	ND	ND	ND	ND	ND
1,2,3-Trichlorobenzene	0.5	1.0	ND	ND	ND	ND	ND
1,2,4-Trichlorobenzene	0.5	1.0	ND	ND	ND	ND	ND
1,1,1-Trichloroethane	0.5	1.0	ND	ND	ND	ND	ND
1,1,2-Trichloroethane	0.5	1.0	ND	ND	ND	ND	ND
Trichloroethene	0.5	1.0	ND	2.43	4.19	5.37	ND
Trichlorofluoromethane	0.5	1.0	ND	ND	ND	ND	ND
1,2,3-Trichloropropane	0.5	1.0	ND	ND	ND	ND	ND



# American Environmental Testing Laboratory Inc.

2834 & 2908 North Naomi Street Burbank, CA 91504 • DOHS NO: 1541, LACSD NO: 10181  
 Tel: (888) 288-AETL • (818) 845-8200 • Fax: (818) 845-8840 • www.aetlab.com

## ANALYTICAL RESULTS

Page: 7

Project ID: 21384-03  
 Project Name: EPA Streams TO-65

AETL Job Number	Submitted	Client
48929	08/27/2008	T/TSB

Method: 8260B, Volatile Organic Compounds by GC/MS (SW846)

QC Batch No: 0904081A1

Our Lab I.D.			48929.05	48929.06	48929.07	48929.08	48929.09
Client Sample I.D.			ST2-2PDS	ST2-4PDS	ST2-7PDS	ST2-10PDS	ST3-2PDS
Date Sampled			08/26/2008	08/26/2008	08/26/2008	08/26/2008	08/26/2008
Date Prepared			09/04/2008	09/04/2008	09/04/2008	09/04/2008	09/04/2008
Preparation Method			5030B	5030B	5030B	5030B	5030B
Date Analyzed			09/04/2008	09/04/2008	09/04/2008	09/04/2008	09/04/2008
Matrix			Aqueous	Aqueous	Aqueous	Aqueous	Aqueous
Units			ug/L	ug/L	ug/L	ug/L	ug/L
Dilution Factor			1	1	1	1	1
Analytes	MDL	PQL	Results	Results	Results	Results	Results
1,2,4-Trimethylbenzene	0.5	1.0	ND	ND	ND	ND	ND
1,3,5-Trimethylbenzene	0.5	1.0	ND	ND	ND	ND	ND
Vinyl Acetate	0.5	5.0	ND	ND	ND	ND	ND
Vinyl chloride (Chloroethene)	0.5	3.0	ND	ND	ND	ND	ND
o-Xylene	0.5	1.0	ND	ND	ND	ND	ND
m,p-Xylenes	1.0	2.0	ND	ND	ND	ND	ND
Our Lab I.D.			48929.05	48929.06	48929.07	48929.08	48929.09
Surrogates	%Rec.Limit		% Rec.	% Rec.	% Rec.	% Rec.	% Rec.
Bromofluorobenzene	75-125		109	110	105	104	100
Dibromofluoromethane	75-125		106	109	103	95.6	102
Toluene-d8	75-125		95.1	94.7	96.9	96.6	96.9



# American Environmental Testing Laboratory Inc.

2834 & 2908 North Naomi Street Burbank, CA 91504 • DOHS NO: 1541, LACSD NO: 10181  
 Tel: (888) 288-AETL • (818) 845-8200 • Fax: (818) 845-8840 • www.aetlab.com

## ANALYTICAL RESULTS

### Ordered By

Tetra Tech Inc.  
 301 Mentor Drive  
 Suite "A"  
 Santa Barbara, CA 93111-

### Site

Site 14 Lemoore NAS

Telephone: (805)681-3100

Attn: James Elliot

Page: 8

Project ID: 21384-03

Project Name: EPA Streams TO-65

AETL Job Number	Submitted	Client
48929	08/27/2008	T/TSB

Method: 8260B, Volatile Organic Compounds by GC/MS (SW846)

QC Batch No: 0904081A1

Our Lab I.D.			48929.10	48929.11		
Client Sample I.D.			ST3-4PDS	ST3-7PDS		
Date Sampled			08/26/2008	08/26/2008		
Date Prepared			09/04/2008	09/04/2008		
Preparation Method			5030B	5030B		
Date Analyzed			09/04/2008	09/04/2008		
Matrix			Aqueous	Aqueous		
Units			ug/L	ug/L		
Dilution Factor			1	1		
Analytes	MDL	PQL	Results	Results		
Acetone	10	10	ND	ND		
Benzene	0.5	1.0	ND	ND		
Bromobenzene (Phenyl bromide)	0.5	1.0	ND	ND		
Bromochloromethane	0.5	1.0	ND	ND		
Bromodichloromethane	0.5	1.0	ND	ND		
Bromoform (Tribromomethane)	2.5	5.0	ND	ND		
Bromomethane (Methyl bromide)	1.5	3.0	ND	ND		
2-Butanone (MEK)	5.0	5.0	ND	ND		
n-Butylbenzene	0.5	1.0	ND	ND		
sec-Butylbenzene	0.5	1.0	ND	ND		
tert-Butylbenzene	0.5	1.0	ND	ND		
Carbon Disulfide	0.5	1.0	ND	ND		
Carbon tetrachloride	0.5	1.0	ND	ND		
Chlorobenzene	0.5	1.0	ND	ND		
Chloroethane	1.5	3.0	ND	ND		
2-Chloroethyl vinyl ether	2.5	5.0	ND	ND		
Chloroform (Trichloromethane)	0.5	1.0	ND	ND		
Chloromethane (Methyl chloride)	1.5	3.0	ND	ND		
2-Chlorotoluene	0.5	1.0	ND	ND		
4-Chlorotoluene	0.5	1.0	ND	ND		
1,2-Dibromo-3-chloropropane (DBCP)	2.5	5.0	ND	ND		
Dibromochloromethane	0.5	1.0	ND	ND		
1,2-Dibromoethane (EDB)	0.5	1.0	ND	ND		
Dibromomethane	0.5	1.0	ND	ND		
1,2-Dichlorobenzene	0.5	1.0	ND	ND		
1,3-Dichlorobenzene	0.5	1.0	ND	ND		
1,4-Dichlorobenzene	0.5	1.0	ND	ND		



# American Environmental Testing Laboratory Inc.

2834 & 2908 North Naomi Street Burbank, CA 91504 • DOHS NO: 1541, LACSD NO: 10181  
 Tel: (888) 288-AETL • (818) 845-8200 • Fax: (818) 845-8840 • www.aetlab.com

## ANALYTICAL RESULTS

Page: 9

Project ID: 21384-03  
 Project Name: EPA Streams TO-65

AETL Job Number	Submitted	Client
48929	08/27/2008	T/TSB

Method: 8260B, Volatile Organic Compounds by GC/MS (SW846)

QC Batch No: 0904081A1

Our Lab I.D.			48929.10	48929.11			
Client Sample I.D.			ST3-4PDS	ST3-7PDS			
Date Sampled			08/26/2008	08/26/2008			
Date Prepared			09/04/2008	09/04/2008			
Preparation Method			5030B	5030B			
Date Analyzed			09/04/2008	09/04/2008			
Matrix			Aqueous	Aqueous			
Units			ug/L	ug/L			
Dilution Factor			1	1			
Analytes	MDL	PQL	Results	Results			
Dichlorodifluoromethane	1.5	3.0	ND	ND			
1,1-Dichloroethane	0.5	1.0	ND	ND			
1,2-Dichloroethane (EDC)	0.5	1.0	ND	ND			
1,1-Dichloroethene	0.5	1.0	ND	ND			
cis-1,2-Dichloroethene	0.5	1.0	ND	ND			
trans-1,2-Dichloroethene	0.5	1.0	ND	ND			
1,2-Dichloropropane	0.5	1.0	ND	ND			
1,3-Dichloropropane	0.5	1.0	ND	ND			
2,2-Dichloropropane	0.5	1.0	ND	ND			
1,1-Dichloropropene	0.5	1.0	ND	ND			
cis-1,3-Dichloropropene	0.5	1.0	ND	ND			
trans-1,3-Dichloropropene	0.5	1.0	ND	ND			
Ethylbenzene	0.5	1.0	ND	ND			
Hexachlorobutadiene	1.5	3.0	ND	ND			
2-Hexanone	2.5	5.0	ND	ND			
Isopropylbenzene	0.5	1.0	ND	ND			
p-Isopropyltoluene	0.5	1.0	ND	ND			
4-Methyl-2-pentanone (MIBK)	2.5	5.0	ND	ND			
Methyl-tert-butyl ether (MTBE)	0.5	1.0	ND	ND			
Methylene chloride (DCM)	2.0	4.0	ND	ND			
Naphthalene	0.5	1.0	ND	ND			
n-Propylbenzene	0.5	1.0	ND	ND			
Styrene	0.5	1.0	ND	ND			
1,1,1,2-Tetrachloroethane	0.5	1.0	ND	ND			
1,1,2,2-Tetrachloroethane	0.5	1.0	ND	ND			
Tetrachloroethene	0.5	1.0	ND	ND			
Toluene (Methyl benzene)	0.5	1.0	ND	ND			
1,2,3-Trichlorobenzene	0.5	1.0	ND	ND			
1,2,4-Trichlorobenzene	0.5	1.0	ND	ND			
1,1,1-Trichloroethane	0.5	1.0	ND	ND			
1,1,2-Trichloroethane	0.5	1.0	ND	ND			
Trichloroethene	0.5	1.0	ND	ND			
Trichlorofluoromethane	0.5	1.0	ND	ND			
1,2,3-Trichloropropane	0.5	1.0	ND	ND			



# American Environmental Testing Laboratory Inc.

2834 & 2908 North Naomi Street Burbank, CA 91504 • DOHS NO: 1541, LACSD NO: 10181  
 Tel: (888) 288-AETL • (818) 845-8200 • Fax: (818) 845-8840 • www.aetlab.com

## ANALYTICAL RESULTS

Page: 10

Project ID: 21384-03  
 Project Name: EPA Streams TO-65

AETL Job Number	Submitted	Client
48929	08/27/2008	T/TSB

Method: 8260B, Volatile Organic Compounds by GC/MS (SW846)

QC Batch No: 0904081A1

Our Lab I.D.			48929.10	48929.11			
Client Sample I.D.			ST3-4PDS	ST3-7PDS			
Date Sampled			08/26/2008	08/26/2008			
Date Prepared			09/04/2008	09/04/2008			
Preparation Method			5030B	5030B			
Date Analyzed			09/04/2008	09/04/2008			
Matrix			Aqueous	Aqueous			
Units			ug/L	ug/L			
Dilution Factor			1	1			
Analytes	MDL	PQL	Results	Results			
1,2,4-Trimethylbenzene	0.5	1.0	ND	ND			
1,3,5-Trimethylbenzene	0.5	1.0	ND	ND			
Vinyl Acetate	0.5	5.0	ND	ND			
Vinyl chloride (Chloroethene)	0.5	3.0	ND	ND			
o-Xylene	0.5	1.0	ND	ND			
m,p-Xylenes	1.0	2.0	ND	ND			
Our Lab I.D.			48929.10	48929.11			
Surrogates	%Rec.Limit		% Rec.	% Rec.			
Bromofluorobenzene	75-125		99.9	99.4			
Dibromofluoromethane	75-125		100	103			
Toluene-d8	75-125		94.1	95.4			





# American Environmental Testing Laboratory Inc.

2834 & 2908 North Naomi Street Burbank, CA 91504 • DOHS NO: 1541, LACSD NO: 10181  
Tel: (888) 288-AETL • (818) 845-8200 • Fax: (818) 845-8840 • www.aetlab.com

## ANALYTICAL RESULTS

### Ordered By

### Site

Tetra Tech Inc.  
301 Mentor Drive  
Suite "A"  
Santa Barbara, CA 93111-

Site 14 Lemoore NAS

Telephone: (805)681-3100

Attn: James Elliot

Page: 11

Project ID: 21384-03

Project Name: EPA Streams TO-65

AETL Job Number	Submitted	Client
48929	08/27/2008	T/TSB

Method: 8260B, Volatile Organic Compounds by GC/MS (SW846)

QC Batch No: 0904081A2

Our Lab I.D.		Method Blank	48929.12	48929.13	48929.14	48929.15	
Client Sample I.D.			ST3-10PDS	ST5-2PDS	ST5-4PDS	ST5-7PDS	
Date Sampled			08/26/2008	08/26/2008	08/26/2008	08/26/2008	
Date Prepared		09/04/2008	09/04/2008	09/04/2008	09/04/2008	09/04/2008	
Preparation Method		5030B	5030B	5030B	5030B	5030B	
Date Analyzed		09/04/2008	09/04/2008	09/04/2008	09/04/2008	09/04/2008	
Matrix		Aqueous	Aqueous	Aqueous	Aqueous	Aqueous	
Units		ug/L	ug/L	ug/L	ug/L	ug/L	
Dilution Factor		1	1	1	1	1	
Analytes	MDL	PQL	Results	Results	Results	Results	Results
Acetone	10	10	ND	ND	ND	ND	ND
Benzene	0.5	1.0	ND	ND	ND	ND	ND
Bromobenzene (Phenyl bromide)	0.5	1.0	ND	ND	ND	ND	ND
Bromochloromethane	0.5	1.0	ND	ND	ND	ND	ND
Bromodichloromethane	0.5	1.0	ND	ND	ND	ND	ND
Bromoform (Tribromomethane)	2.5	5.0	ND	ND	ND	ND	ND
Bromomethane (Methyl bromide)	1.5	3.0	ND	ND	ND	ND	ND
2-Butanone (MEK)	5.0	5.0	ND	ND	ND	ND	ND
n-Butylbenzene	0.5	1.0	ND	ND	ND	ND	ND
sec-Butylbenzene	0.5	1.0	ND	ND	ND	ND	ND
tert-Butylbenzene	0.5	1.0	ND	ND	ND	ND	ND
Carbon Disulfide	0.5	1.0	ND	ND	ND	ND	ND
Carbon tetrachloride	0.5	1.0	ND	ND	ND	ND	ND
Chlorobenzene	0.5	1.0	ND	ND	ND	ND	ND
Chloroethane	1.5	3.0	ND	ND	ND	ND	ND
2-Chloroethyl vinyl ether	2.5	5.0	ND	ND	ND	ND	ND
Chloroform (Trichloromethane)	0.5	1.0	ND	ND	ND	ND	ND
Chloromethane (Methyl chloride)	1.5	3.0	ND	ND	ND	ND	ND
2-Chlorotoluene	0.5	1.0	ND	ND	ND	ND	ND
4-Chlorotoluene	0.5	1.0	ND	ND	ND	ND	ND
1,2-Dibromo-3-chloropropane (DBCP)	2.5	5.0	ND	ND	ND	ND	ND
Dibromochloromethane	0.5	1.0	ND	ND	ND	ND	ND
1,2-Dibromoethane (EDB)	0.5	1.0	ND	ND	ND	ND	ND
Dibromomethane	0.5	1.0	ND	ND	ND	ND	ND
1,2-Dichlorobenzene	0.5	1.0	ND	ND	ND	ND	ND
1,3-Dichlorobenzene	0.5	1.0	ND	ND	ND	ND	ND
1,4-Dichlorobenzene	0.5	1.0	ND	ND	ND	ND	ND



# American Environmental Testing Laboratory Inc.

2834 & 2908 North Naomi Street Burbank, CA 91504 • DOHS NO: 1541, LACSD NO: 10181  
 Tel: (888) 288-AETL • (818) 845-8200 • Fax: (818) 845-8840 • www.aetlab.com

## ANALYTICAL RESULTS

Page: 12

Project ID: 21384-03  
 Project Name: EPA Streams TO-65

AETL Job Number	Submitted	Client
48929	08/27/2008	T/TSB

Method: 8260B, Volatile Organic Compounds by GC/MS (SW846)

QC Batch No: 0904081A2

Our Lab I.D.		Method Blank	48929.12	48929.13	48929.14	48929.15	
Client Sample I.D.			ST3-10PDS	ST5-2PDS	ST5-4PDS	ST5-7PDS	
Date Sampled			08/26/2008	08/26/2008	08/26/2008	08/26/2008	
Date Prepared		09/04/2008	09/04/2008	09/04/2008	09/04/2008	09/04/2008	
Preparation Method		5030B	5030B	5030B	5030B	5030B	
Date Analyzed		09/04/2008	09/04/2008	09/04/2008	09/04/2008	09/04/2008	
Matrix		Aqueous	Aqueous	Aqueous	Aqueous	Aqueous	
Units		ug/L	ug/L	ug/L	ug/L	ug/L	
Dilution Factor		1	1	1	1	1	
Analytes	MDL	PQL	Results	Results	Results	Results	Results
Dichlorodifluoromethane	1.5	3.0	ND	ND	ND	ND	ND
1,1-Dichloroethane	0.5	1.0	ND	ND	ND	ND	ND
1,2-Dichloroethane (EDC)	0.5	1.0	ND	ND	ND	ND	ND
1,1-Dichloroethene	0.5	1.0	ND	ND	ND	ND	ND
cis-1,2-Dichloroethene	0.5	1.0	ND	ND	ND	ND	ND
trans-1,2-Dichloroethene	0.5	1.0	ND	ND	ND	ND	ND
1,2-Dichloropropane	0.5	1.0	ND	ND	ND	ND	ND
1,3-Dichloropropane	0.5	1.0	ND	ND	ND	ND	ND
2,2-Dichloropropane	0.5	1.0	ND	ND	ND	ND	ND
1,1-Dichloropropene	0.5	1.0	ND	ND	ND	ND	ND
cis-1,3-Dichloropropene	0.5	1.0	ND	ND	ND	ND	ND
trans-1,3-Dichloropropene	0.5	1.0	ND	ND	ND	ND	ND
Ethylbenzene	0.5	1.0	ND	ND	ND	ND	ND
Hexachlorobutadiene	1.5	3.0	ND	ND	ND	ND	ND
2-Hexanone	2.5	5.0	ND	ND	ND	ND	ND
Isopropylbenzene	0.5	1.0	ND	ND	ND	ND	ND
p-Isopropyltoluene	0.5	1.0	ND	ND	ND	ND	ND
4-Methyl-2-pentanone (MIBK)	2.5	5.0	ND	ND	ND	ND	ND
Methyl-tert-butyl ether (MTBE)	0.5	1.0	ND	ND	ND	ND	ND
Methylene chloride (DCM)	2.0	4.0	ND	ND	ND	ND	ND
Naphthalene	0.5	1.0	ND	ND	ND	ND	ND
n-Propylbenzene	0.5	1.0	ND	ND	ND	ND	ND
Styrene	0.5	1.0	ND	ND	ND	ND	ND
1,1,1,2-Tetrachloroethane	0.5	1.0	ND	ND	ND	ND	ND
1,1,2,2-Tetrachloroethane	0.5	1.0	ND	ND	ND	ND	ND
Tetrachloroethene	0.5	1.0	ND	ND	ND	ND	ND
Toluene (Methyl benzene)	0.5	1.0	ND	ND	ND	ND	ND
1,2,3-Trichlorobenzene	0.5	1.0	ND	ND	ND	ND	ND
1,2,4-Trichlorobenzene	0.5	1.0	ND	ND	ND	ND	ND
1,1,1-Trichloroethane	0.5	1.0	ND	ND	ND	ND	ND
1,1,2-Trichloroethane	0.5	1.0	ND	ND	ND	ND	ND
Trichloroethene	0.5	1.0	ND	0.660J	ND	ND	ND
Trichlorofluoromethane	0.5	1.0	ND	ND	ND	ND	ND
1,2,3-Trichloropropane	0.5	1.0	ND	ND	ND	ND	ND



# American Environmental Testing Laboratory Inc.

2834 & 2908 North Naomi Street Burbank, CA 91504 • DOHS NO: 1541, LACSD NO: 10181  
 Tel: (888) 288-AETL • (818) 845-8200 • Fax: (818) 845-8840 • www.aetlab.com

## ANALYTICAL RESULTS

Page: 13

Project ID: 21384-03  
 Project Name: EPA Streams TO-65

AETL Job Number	Submitted	Client
48929	08/27/2008	T/TSB

Method: 8260B, Volatile Organic Compounds by GC/MS (SW846)

QC Batch No: 0904081A2

Our Lab I.D.			Method Blank	48929.12	48929.13	48929.14	48929.15
Client Sample I.D.				ST3-10PDS	ST5-2PDS	ST5-4PDS	ST5-7PDS
Date Sampled				08/26/2008	08/26/2008	08/26/2008	08/26/2008
Date Prepared			09/04/2008	09/04/2008	09/04/2008	09/04/2008	09/04/2008
Preparation Method			5030B	5030B	5030B	5030B	5030B
Date Analyzed			09/04/2008	09/04/2008	09/04/2008	09/04/2008	09/04/2008
Matrix			Aqueous	Aqueous	Aqueous	Aqueous	Aqueous
Units			ug/L	ug/L	ug/L	ug/L	ug/L
Dilution Factor			1	1	1	1	1
Analytes	MDL	PQL	Results	Results	Results	Results	Results
1,2,4-Trimethylbenzene	0.5	1.0	ND	ND	ND	ND	ND
1,3,5-Trimethylbenzene	0.5	1.0	ND	ND	ND	ND	ND
Vinyl Acetate	0.5	5.0	ND	ND	ND	ND	ND
Vinyl chloride (Chloroethene)	0.5	3.0	ND	ND	ND	ND	ND
o-Xylene	0.5	1.0	ND	ND	ND	ND	ND
m,p-Xylenes	1.0	2.0	ND	ND	ND	ND	ND
Our Lab I.D.			Method Blank	48929.12	48929.13	48929.14	48929.15
Surrogates	%Rec.Limit		% Rec.	% Rec.	% Rec.	% Rec.	% Rec.
Bromofluorobenzene	75-125		104	103	102	102	100
Dibromofluoromethane	75-125		105	103	103	106	105
Toluene-d8	75-125		95.7	97.1	95.5	95.3	96.0



# American Environmental Testing Laboratory Inc.

2834 & 2908 North Naomi Street Burbank, CA 91504 • DOHS NO: 1541, LACSD NO: 10181  
 Tel: (888) 288-AETL • (818) 845-8200 • Fax: (818) 845-8840 • www.aetlab.com

## ANALYTICAL RESULTS

### Ordered By

Tetra Tech Inc.  
 301 Mentor Drive  
 Suite "A"  
 Santa Barbara, CA 93111-

### Site

Site 14 Lemoore NAS

Telephone: (805)681-3100

Attn: James Elliot

Page: 14

Project ID: 21384-03

Project Name: EPA Streams TO-65

AETL Job Number	Submitted	Client
48929	08/27/2008	T/TSB

Method: 8260B, Volatile Organic Compounds by GC/MS (SW846)

QC Batch No: 0904081A2

Our Lab I.D.			48929.16	48929.17	48929.18	48929.19	48929.20
Client Sample I.D.			ST5-10PDS	NT5-2PDS	NT5-4PDS	NT5-6PDS	NT5-8PDS
Date Sampled			08/26/2008	08/26/2008	08/26/2008	08/26/2008	08/26/2008
Date Prepared			09/04/2008	09/04/2008	09/04/2008	09/04/2008	09/04/2008
Preparation Method			5030B	5030B	5030B	5030B	5030B
Date Analyzed			09/04/2008	09/04/2008	09/04/2008	09/04/2008	09/04/2008
Matrix			Aqueous	Aqueous	Aqueous	Aqueous	Aqueous
Units			ug/L	ug/L	ug/L	ug/L	ug/L
Dilution Factor			1	1	1	1	1
Analytes	MDL	PQL	Results	Results	Results	Results	Results
Acetone	10	10	ND	ND	ND	ND	ND
Benzene	0.5	1.0	ND	ND	ND	ND	ND
Bromobenzene (Phenyl bromide)	0.5	1.0	ND	ND	ND	ND	ND
Bromochloromethane	0.5	1.0	ND	ND	ND	ND	ND
Bromodichloromethane	0.5	1.0	ND	ND	ND	ND	ND
Bromoform (Tribromomethane)	2.5	5.0	ND	ND	ND	ND	ND
Bromomethane (Methyl bromide)	1.5	3.0	ND	ND	ND	ND	ND
2-Butanone (MEK)	5.0	5.0	ND	ND	ND	ND	ND
n-Butylbenzene	0.5	1.0	ND	ND	ND	ND	ND
sec-Butylbenzene	0.5	1.0	ND	ND	ND	ND	ND
tert-Butylbenzene	0.5	1.0	ND	ND	ND	ND	ND
Carbon Disulfide	0.5	1.0	ND	ND	ND	ND	ND
Carbon tetrachloride	0.5	1.0	ND	ND	ND	ND	ND
Chlorobenzene	0.5	1.0	ND	ND	ND	ND	ND
Chloroethane	1.5	3.0	ND	ND	ND	ND	ND
2-Chloroethyl vinyl ether	2.5	5.0	ND	ND	ND	ND	ND
Chloroform (Trichloromethane)	0.5	1.0	ND	ND	ND	ND	0.600J
Chloromethane (Methyl chloride)	1.5	3.0	ND	ND	ND	ND	ND
2-Chlorotoluene	0.5	1.0	ND	ND	ND	ND	ND
4-Chlorotoluene	0.5	1.0	ND	ND	ND	ND	ND
1,2-Dibromo-3-chloropropane (DBCP)	2.5	5.0	ND	ND	ND	ND	ND
Dibromochloromethane	0.5	1.0	ND	ND	ND	ND	ND
1,2-Dibromoethane (EDB)	0.5	1.0	ND	ND	ND	ND	ND
Dibromomethane	0.5	1.0	ND	ND	ND	ND	ND
1,2-Dichlorobenzene	0.5	1.0	ND	ND	ND	ND	ND
1,3-Dichlorobenzene	0.5	1.0	ND	ND	ND	ND	ND
1,4-Dichlorobenzene	0.5	1.0	ND	ND	ND	ND	ND



# American Environmental Testing Laboratory Inc.

2834 & 2908 North Naomi Street Burbank, CA 91504 • DOHS NO: 1541, LACSD NO: 10181  
 Tel: (888) 288-AETL • (818) 845-8200 • Fax: (818) 845-8840 • www.aetlab.com

## ANALYTICAL RESULTS

Page: 15

Project ID: 21384-03  
 Project Name: EPA Streams TO-65

AETL Job Number	Submitted	Client
48929	08/27/2008	T/TSB

Method: 8260B, Volatile Organic Compounds by GC/MS (SW846)

QC Batch No: 0904081A2

Our Lab I.D.			48929.16	48929.17	48929.18	48929.19	48929.20
Client Sample I.D.			ST5-10PDS	NT5-2PDS	NT5-4PDS	NT5-6PDS	NT5-8PDS
Date Sampled			08/26/2008	08/26/2008	08/26/2008	08/26/2008	08/26/2008
Date Prepared			09/04/2008	09/04/2008	09/04/2008	09/04/2008	09/04/2008
Preparation Method			5030B	5030B	5030B	5030B	5030B
Date Analyzed			09/04/2008	09/04/2008	09/04/2008	09/04/2008	09/04/2008
Matrix			Aqueous	Aqueous	Aqueous	Aqueous	Aqueous
Units			ug/L	ug/L	ug/L	ug/L	ug/L
Dilution Factor			1	1	1	1	1
Analytes	MDL	PQL	Results	Results	Results	Results	Results
Dichlorodifluoromethane	1.5	3.0	ND	ND	ND	ND	ND
1,1-Dichloroethane	0.5	1.0	ND	ND	ND	ND	ND
1,2-Dichloroethane (EDC)	0.5	1.0	ND	ND	ND	ND	ND
1,1-Dichloroethene	0.5	1.0	ND	ND	ND	ND	ND
cis-1,2-Dichloroethene	0.5	1.0	ND	ND	ND	ND	ND
trans-1,2-Dichloroethene	0.5	1.0	ND	ND	ND	ND	ND
1,2-Dichloropropane	0.5	1.0	ND	ND	ND	ND	ND
1,3-Dichloropropane	0.5	1.0	ND	ND	ND	ND	ND
2,2-Dichloropropane	0.5	1.0	ND	ND	ND	ND	ND
1,1-Dichloropropene	0.5	1.0	ND	ND	ND	ND	ND
cis-1,3-Dichloropropene	0.5	1.0	ND	ND	ND	ND	ND
trans-1,3-Dichloropropene	0.5	1.0	ND	ND	ND	ND	ND
Ethylbenzene	0.5	1.0	ND	ND	ND	ND	ND
Hexachlorobutadiene	1.5	3.0	ND	ND	ND	ND	ND
2-Hexanone	2.5	5.0	ND	ND	ND	ND	ND
Isopropylbenzene	0.5	1.0	ND	ND	ND	ND	ND
p-Isopropyltoluene	0.5	1.0	ND	ND	ND	ND	ND
4-Methyl-2-pentanone (MIBK)	2.5	5.0	ND	ND	ND	ND	ND
Methyl-tert-butyl ether (MTBE)	0.5	1.0	ND	ND	ND	ND	ND
Methylene chloride (DCM)	2.0	4.0	ND	ND	ND	ND	ND
Naphthalene	0.5	1.0	ND	ND	ND	ND	ND
n-Propylbenzene	0.5	1.0	ND	ND	ND	ND	ND
Styrene	0.5	1.0	ND	ND	ND	ND	ND
1,1,1,2-Tetrachloroethane	0.5	1.0	ND	ND	ND	ND	ND
1,1,2,2-Tetrachloroethane	0.5	1.0	ND	ND	ND	ND	ND
Tetrachloroethene	0.5	1.0	ND	ND	ND	ND	ND
Toluene (Methyl benzene)	0.5	1.0	ND	ND	ND	ND	ND
1,2,3-Trichlorobenzene	0.5	1.0	ND	ND	ND	ND	ND
1,2,4-Trichlorobenzene	0.5	1.0	ND	ND	ND	ND	ND
1,1,1-Trichloroethane	0.5	1.0	ND	ND	ND	ND	ND
1,1,2-Trichloroethane	0.5	1.0	ND	ND	ND	ND	ND
Trichloroethene	0.5	1.0	ND	ND	ND	ND	ND
Trichlorofluoromethane	0.5	1.0	ND	ND	ND	ND	ND
1,2,3-Trichloropropane	0.5	1.0	ND	ND	ND	ND	ND



# American Environmental Testing Laboratory Inc.

2834 & 2908 North Naomi Street Burbank, CA 91504 • DOHS NO: 1541, LACSD NO: 10181  
 Tel: (888) 288-AETL • (818) 845-8200 • Fax: (818) 845-8840 • www.aetlab.com

## ANALYTICAL RESULTS

Page: 16

Project ID: 21384-03  
 Project Name: EPA Streams TO-65

AETL Job Number	Submitted	Client
48929	08/27/2008	T/TSB

Method: 8260B, Volatile Organic Compounds by GC/MS (SW846)

QC Batch No: 0904081A2

Our Lab I.D.			48929.16	48929.17	48929.18	48929.19	48929.20
Client Sample I.D.			ST5-10PDS	NT5-2PDS	NT5-4PDS	NT5-6PDS	NT5-8PDS
Date Sampled			08/26/2008	08/26/2008	08/26/2008	08/26/2008	08/26/2008
Date Prepared			09/04/2008	09/04/2008	09/04/2008	09/04/2008	09/04/2008
Preparation Method			5030B	5030B	5030B	5030B	5030B
Date Analyzed			09/04/2008	09/04/2008	09/04/2008	09/04/2008	09/04/2008
Matrix			Aqueous	Aqueous	Aqueous	Aqueous	Aqueous
Units			ug/L	ug/L	ug/L	ug/L	ug/L
Dilution Factor			1	1	1	1	1
Analytes	MDL	PQL	Results	Results	Results	Results	Results
1,2,4-Trimethylbenzene	0.5	1.0	ND	ND	ND	ND	ND
1,3,5-Trimethylbenzene	0.5	1.0	ND	ND	ND	ND	ND
Vinyl Acetate	0.5	5.0	ND	ND	ND	ND	ND
Vinyl chloride (Chloroethene)	0.5	3.0	ND	ND	ND	ND	ND
o-Xylene	0.5	1.0	ND	ND	ND	ND	ND
m,p-Xylenes	1.0	2.0	ND	ND	ND	ND	ND
Our Lab I.D.			48929.16	48929.17	48929.18	48929.19	48929.20
Surrogates	%Rec.Limit		% Rec.	% Rec.	% Rec.	% Rec.	% Rec.
Bromofluorobenzene	75-125		103	104	104	103	103
Dibromofluoromethane	75-125		106	102	102	104	106
Toluene-d8	75-125		95.9	96.1	96.7	96.5	96.6



# American Environmental Testing Laboratory Inc.

2834 & 2908 North Naomi Street Burbank, CA 91504 • DOHS NO: 1541, LACSD NO: 10181  
 Tel: (888) 288-AETL • (818) 845-8200 • Fax: (818) 845-8840 • www.aetlab.com

## ANALYTICAL RESULTS

### Ordered By

Tetra Tech Inc.  
 301 Mentor Drive  
 Suite "A"  
 Santa Barbara, CA 93111-

### Site

Site 14 Lemoore NAS

Telephone: (805)681-3100

Attn: James Elliot

Page: 17

Project ID: 21384-03

Project Name: EPA Streams TO-65

AETL Job Number	Submitted	Client
48929	08/27/2008	T/TSB

Method: 8260B, Volatile Organic Compounds by GC/MS (SW846)

QC Batch No: 0904081A2

Our Lab I.D.			48929.21	48929.22		
Client Sample I.D.			NT6-2PDS	NT6-4PDS		
Date Sampled			08/26/2008	08/26/2008		
Date Prepared			09/04/2008	09/04/2008		
Preparation Method			5030B	5030B		
Date Analyzed			09/04/2008	09/04/2008		
Matrix			Aqueous	Aqueous		
Units			ug/L	ug/L		
Dilution Factor			1	1		
Analytes	MDL	PQL	Results	Results		
Acetone	10	10	ND	ND		
Benzene	0.5	1.0	ND	ND		
Bromobenzene (Phenyl bromide)	0.5	1.0	ND	ND		
Bromochloromethane	0.5	1.0	ND	ND		
Bromodichloromethane	0.5	1.0	ND	ND		
Bromoform (Tribromomethane)	2.5	5.0	ND	ND		
Bromomethane (Methyl bromide)	1.5	3.0	ND	ND		
2-Butanone (MEK)	5.0	5.0	ND	ND		
n-Butylbenzene	0.5	1.0	ND	ND		
sec-Butylbenzene	0.5	1.0	ND	ND		
tert-Butylbenzene	0.5	1.0	ND	ND		
Carbon Disulfide	0.5	1.0	ND	ND		
Carbon tetrachloride	0.5	1.0	ND	ND		
Chlorobenzene	0.5	1.0	ND	ND		
Chloroethane	1.5	3.0	ND	ND		
2-Chloroethyl vinyl ether	2.5	5.0	ND	ND		
Chloroform (Trichloromethane)	0.5	1.0	ND	ND		
Chloromethane (Methyl chloride)	1.5	3.0	ND	ND		
2-Chlorotoluene	0.5	1.0	ND	ND		
4-Chlorotoluene	0.5	1.0	ND	ND		
1,2-Dibromo-3-chloropropane (DBCP)	2.5	5.0	ND	ND		
Dibromochloromethane	0.5	1.0	ND	ND		
1,2-Dibromoethane (EDB)	0.5	1.0	ND	ND		
Dibromomethane	0.5	1.0	ND	ND		
1,2-Dichlorobenzene	0.5	1.0	ND	ND		
1,3-Dichlorobenzene	0.5	1.0	ND	ND		
1,4-Dichlorobenzene	0.5	1.0	ND	ND		



# American Environmental Testing Laboratory Inc.

2834 & 2908 North Naomi Street Burbank, CA 91504 • DOHS NO: 1541, LACSD NO: 10181  
 Tel: (888) 288-AETL • (818) 845-8200 • Fax: (818) 845-8840 • www.aetlab.com

## ANALYTICAL RESULTS

Page: 18

Project ID: 21384-03  
 Project Name: EPA Streams TO-65

AETL Job Number	Submitted	Client
48929	08/27/2008	T/TSB

Method: 8260B, Volatile Organic Compounds by GC/MS (SW846)

QC Batch No: 0904081A2

Our Lab I.D.			48929.21	48929.22			
Client Sample I.D.			NT6-2PDS	NT6-4PDS			
Date Sampled			08/26/2008	08/26/2008			
Date Prepared			09/04/2008	09/04/2008			
Preparation Method			5030B	5030B			
Date Analyzed			09/04/2008	09/04/2008			
Matrix			Aqueous	Aqueous			
Units			ug/L	ug/L			
Dilution Factor			1	1			
Analytes	MDL	PQL	Results	Results			
Dichlorodifluoromethane	1.5	3.0	ND	ND			
1,1-Dichloroethane	0.5	1.0	ND	ND			
1,2-Dichloroethane (EDC)	0.5	1.0	ND	ND			
1,1-Dichloroethene	0.5	1.0	ND	ND			
cis-1,2-Dichloroethene	0.5	1.0	ND	ND			
trans-1,2-Dichloroethene	0.5	1.0	ND	ND			
1,2-Dichloropropane	0.5	1.0	ND	ND			
1,3-Dichloropropane	0.5	1.0	ND	ND			
2,2-Dichloropropane	0.5	1.0	ND	ND			
1,1-Dichloropropene	0.5	1.0	ND	ND			
cis-1,3-Dichloropropene	0.5	1.0	ND	ND			
trans-1,3-Dichloropropene	0.5	1.0	ND	ND			
Ethylbenzene	0.5	1.0	ND	ND			
Hexachlorobutadiene	1.5	3.0	ND	ND			
2-Hexanone	2.5	5.0	ND	ND			
Isopropylbenzene	0.5	1.0	ND	ND			
p-Isopropyltoluene	0.5	1.0	ND	ND			
4-Methyl-2-pentanone (MIBK)	2.5	5.0	ND	ND			
Methyl-tert-butyl ether (MTBE)	0.5	1.0	ND	ND			
Methylene chloride (DCM)	2.0	4.0	ND	ND			
Naphthalene	0.5	1.0	ND	ND			
n-Propylbenzene	0.5	1.0	ND	ND			
Styrene	0.5	1.0	ND	ND			
1,1,1,2-Tetrachloroethane	0.5	1.0	ND	ND			
1,1,2,2-Tetrachloroethane	0.5	1.0	ND	ND			
Tetrachloroethene	0.5	1.0	ND	ND			
Toluene (Methyl benzene)	0.5	1.0	ND	ND			
1,2,3-Trichlorobenzene	0.5	1.0	ND	ND			
1,2,4-Trichlorobenzene	0.5	1.0	ND	ND			
1,1,1-Trichloroethane	0.5	1.0	ND	ND			
1,1,2-Trichloroethane	0.5	1.0	ND	ND			
Trichloroethene	0.5	1.0	ND	ND			
Trichlorofluoromethane	0.5	1.0	ND	ND			
1,2,3-Trichloropropane	0.5	1.0	ND	ND			





# American Environmental Testing Laboratory Inc.

2834 & 2908 North Naomi Street Burbank, CA 91504 • DOHS NO: 1541, LACSD NO: 10181  
 Tel: (888) 288-AETL • (818) 845-8200 • Fax: (818) 845-8840 • www.aetlab.com

## ANALYTICAL RESULTS

Page: 19

Project ID: 21384-03  
 Project Name: EPA Streams TO-65

AETL Job Number	Submitted	Client
48929	08/27/2008	T/TSB

Method: 8260B, Volatile Organic Compounds by GC/MS (SW846)

QC Batch No: 0904081A2

Our Lab I.D.			48929.21	48929.22			
Client Sample I.D.			NT6-2PDS	NT6-4PDS			
Date Sampled			08/26/2008	08/26/2008			
Date Prepared			09/04/2008	09/04/2008			
Preparation Method			5030B	5030B			
Date Analyzed			09/04/2008	09/04/2008			
Matrix			Aqueous	Aqueous			
Units			ug/L	ug/L			
Dilution Factor			1	1			
Analytes	MDL	PQL	Results	Results			
1,2,4-Trimethylbenzene	0.5	1.0	ND	ND			
1,3,5-Trimethylbenzene	0.5	1.0	ND	ND			
Vinyl Acetate	0.5	5.0	ND	ND			
Vinyl chloride (Chloroethene)	0.5	3.0	ND	ND			
o-Xylene	0.5	1.0	ND	ND			
m,p-Xylenes	1.0	2.0	ND	ND			
Our Lab I.D.			48929.21	48929.22			
Surrogates	%Rec.Limit		% Rec.	% Rec.			
Bromofluorobenzene	75-125		104	103			
Dibromofluoromethane	75-125		105	105			
Toluene-d8	75-125		94.9	96.2			



# American Environmental Testing Laboratory Inc.

2834 & 2908 North Naomi Street Burbank, CA 91504 • DOHS NO: 1541, LACSD NO: 10181  
 Tel: (888) 288-AETL • (818) 845-8200 • Fax: (818) 845-8840 • www.aetlab.com

## ANALYTICAL RESULTS

### Ordered By

Tetra Tech Inc.  
 301 Mentor Drive  
 Suite "A"  
 Santa Barbara, CA 93111-

### Site

Site 14 Lemoore NAS

Telephone: (805)681-3100

Attn: James Elliot

Page: 20

Project ID: 21384-03

Project Name: EPA Streams TO-65

AETL Job Number	Submitted	Client
48929	08/27/2008	T/TSB

Method: 8260B, Volatile Organic Compounds by GC/MS (SW846)

QC Batch No: 0905081A1

Our Lab I.D.			Method Blank	48929.23	48929.24	48929.25	
Client Sample I.D.				NT6-6PDS	NT6-8PDS	TB-1PDS	
Date Sampled				08/26/2008	08/26/2008	08/26/2008	
Date Prepared			09/05/2008	09/05/2008	09/05/2008	09/05/2008	
Preparation Method			5030B	5030B	5030B	5030B	
Date Analyzed			09/05/2008	09/05/2008	09/05/2008	09/05/2008	
Matrix			Aqueous	Aqueous	Aqueous	Aqueous	
Units			ug/L	ug/L	ug/L	ug/L	
Dilution Factor			1	1	1	1	
Analytes	MDL	PQL	Results	Results	Results	Results	
Acetone	10	10	ND	ND	ND	ND	
Benzene	0.5	1.0	ND	ND	ND	ND	
Bromobenzene (Phenyl bromide)	0.5	1.0	ND	ND	ND	ND	
Bromochloromethane	0.5	1.0	ND	ND	ND	ND	
Bromodichloromethane	0.5	1.0	ND	ND	ND	ND	
Bromoform (Tribromomethane)	2.5	5.0	ND	ND	ND	ND	
Bromomethane (Methyl bromide)	1.5	3.0	ND	ND	ND	ND	
2-Butanone (MEK)	5.0	5.0	ND	ND	ND	ND	
n-Butylbenzene	0.5	1.0	ND	ND	ND	ND	
sec-Butylbenzene	0.5	1.0	ND	ND	ND	ND	
tert-Butylbenzene	0.5	1.0	ND	ND	ND	ND	
Carbon Disulfide	0.5	1.0	ND	ND	ND	ND	
Carbon tetrachloride	0.5	1.0	ND	ND	ND	ND	
Chlorobenzene	0.5	1.0	ND	ND	ND	ND	
Chloroethane	1.5	3.0	ND	ND	ND	ND	
2-Chloroethyl vinyl ether	2.5	5.0	ND	ND	ND	ND	
Chloroform (Trichloromethane)	0.5	1.0	ND	ND	ND	ND	
Chloromethane (Methyl chloride)	1.5	3.0	ND	ND	ND	ND	
2-Chlorotoluene	0.5	1.0	ND	ND	ND	ND	
4-Chlorotoluene	0.5	1.0	ND	ND	ND	ND	
1,2-Dibromo-3-chloropropane (DBCP)	2.5	5.0	ND	ND	ND	ND	
Dibromochloromethane	0.5	1.0	ND	ND	ND	ND	
1,2-Dibromoethane (EDB)	0.5	1.0	ND	ND	ND	ND	
Dibromomethane	0.5	1.0	ND	ND	ND	ND	
1,2-Dichlorobenzene	0.5	1.0	ND	ND	ND	ND	
1,3-Dichlorobenzene	0.5	1.0	ND	ND	ND	ND	
1,4-Dichlorobenzene	0.5	1.0	ND	ND	ND	ND	



# American Environmental Testing Laboratory Inc.

2834 & 2908 North Naomi Street Burbank, CA 91504 • DOHS NO: 1541, LACSD NO: 10181  
 Tel: (888) 288-AETL • (818) 845-8200 • Fax: (818) 845-8840 • www.aetlab.com

## ANALYTICAL RESULTS

Page: 21

Project ID: 21384-03  
 Project Name: EPA Streams TO-65

AETL Job Number	Submitted	Client
48929	08/27/2008	T/TSB

Method: 8260B, Volatile Organic Compounds by GC/MS (SW846)

QC Batch No: 0905081A1

Our Lab I.D.			Method Blank	48929.23	48929.24	48929.25	
Client Sample I.D.				NT6-6PDS	NT6-8PDS	TB-1PDS	
Date Sampled				08/26/2008	08/26/2008	08/26/2008	
Date Prepared			09/05/2008	09/05/2008	09/05/2008	09/05/2008	
Preparation Method			5030B	5030B	5030B	5030B	
Date Analyzed			09/05/2008	09/05/2008	09/05/2008	09/05/2008	
Matrix			Aqueous	Aqueous	Aqueous	Aqueous	
Units			ug/L	ug/L	ug/L	ug/L	
Dilution Factor			1	1	1	1	
Analytes	MDL	PQL	Results	Results	Results	Results	
Dichlorodifluoromethane	1.5	3.0	ND	ND	ND	ND	
1,1-Dichloroethane	0.5	1.0	ND	ND	ND	ND	
1,2-Dichloroethane (EDC)	0.5	1.0	ND	ND	ND	ND	
1,1-Dichloroethene	0.5	1.0	ND	ND	ND	ND	
cis-1,2-Dichloroethene	0.5	1.0	ND	ND	ND	ND	
trans-1,2-Dichloroethene	0.5	1.0	ND	ND	ND	ND	
1,2-Dichloropropane	0.5	1.0	ND	ND	ND	ND	
1,3-Dichloropropane	0.5	1.0	ND	ND	ND	ND	
2,2-Dichloropropane	0.5	1.0	ND	ND	ND	ND	
1,1-Dichloropropene	0.5	1.0	ND	ND	ND	ND	
cis-1,3-Dichloropropene	0.5	1.0	ND	ND	ND	ND	
trans-1,3-Dichloropropene	0.5	1.0	ND	ND	ND	ND	
Ethylbenzene	0.5	1.0	ND	ND	ND	ND	
Hexachlorobutadiene	1.5	3.0	ND	ND	ND	ND	
2-Hexanone	2.5	5.0	ND	ND	ND	ND	
Isopropylbenzene	0.5	1.0	ND	ND	ND	ND	
p-Isopropyltoluene	0.5	1.0	ND	ND	ND	ND	
4-Methyl-2-pentanone (MIBK)	2.5	5.0	ND	ND	ND	ND	
Methyl-tert-butyl ether (MTBE)	0.5	1.0	ND	ND	ND	ND	
Methylene chloride (DCM)	2.0	4.0	ND	ND	ND	ND	
Naphthalene	0.5	1.0	ND	ND	ND	ND	
n-Propylbenzene	0.5	1.0	ND	ND	ND	ND	
Styrene	0.5	1.0	ND	ND	ND	ND	
1,1,1,2-Tetrachloroethane	0.5	1.0	ND	ND	ND	ND	
1,1,2,2-Tetrachloroethane	0.5	1.0	ND	ND	ND	ND	
Tetrachloroethene	0.5	1.0	ND	ND	ND	ND	
Toluene (Methyl benzene)	0.5	1.0	ND	ND	ND	ND	
1,2,3-Trichlorobenzene	0.5	1.0	ND	ND	ND	ND	
1,2,4-Trichlorobenzene	0.5	1.0	ND	ND	ND	ND	
1,1,1-Trichloroethane	0.5	1.0	ND	ND	ND	ND	
1,1,2-Trichloroethane	0.5	1.0	ND	ND	ND	ND	
Trichloroethene	0.5	1.0	ND	ND	ND	ND	
Trichlorofluoromethane	0.5	1.0	ND	ND	ND	ND	
1,2,3-Trichloropropane	0.5	1.0	ND	ND	ND	ND	



# American Environmental Testing Laboratory Inc.

2834 & 2908 North Naomi Street Burbank, CA 91504 • DOHS NO: 1541, LACSD NO: 10181  
 Tel: (888) 288-AETL • (818) 845-8200 • Fax: (818) 845-8840 • www.aetlab.com

## ANALYTICAL RESULTS

Page: 22

Project ID: 21384-03  
 Project Name: EPA Streams TO-65

AETL Job Number	Submitted	Client
48929	08/27/2008	T/TSB

Method: 8260B, Volatile Organic Compounds by GC/MS (SW846)

QC Batch No: 0905081A1

Our Lab I.D.			Method Blank	48929.23	48929.24	48929.25	
Client Sample I.D.				NT6-6PDS	NT6-8PDS	TB-1PDS	
Date Sampled				08/26/2008	08/26/2008	08/26/2008	
Date Prepared			09/05/2008	09/05/2008	09/05/2008	09/05/2008	
Preparation Method			5030B	5030B	5030B	5030B	
Date Analyzed			09/05/2008	09/05/2008	09/05/2008	09/05/2008	
Matrix			Aqueous	Aqueous	Aqueous	Aqueous	
Units			ug/L	ug/L	ug/L	ug/L	
Dilution Factor			1	1	1	1	
Analytes	MDL	PQL	Results	Results	Results	Results	
1,2,4-Trimethylbenzene	0.5	1.0	ND	ND	ND	ND	
1,3,5-Trimethylbenzene	0.5	1.0	ND	ND	ND	ND	
Vinyl Acetate	0.5	5.0	ND	ND	ND	ND	
Vinyl chloride (Chloroethene)	0.5	3.0	ND	ND	ND	ND	
o-Xylene	0.5	1.0	ND	ND	ND	ND	
m,p-Xylenes	1.0	2.0	ND	ND	ND	ND	
Our Lab I.D.			Method Blank	48929.23	48929.24	48929.25	
Surrogates	%Rec.Limit		% Rec.	% Rec.	% Rec.	% Rec.	
Bromofluorobenzene	75-125		101	102	100	98.3	
Dibromofluoromethane	75-125		105	101	103	102	
Toluene-d8	75-125		94.8	96.8	95.4	94.8	



# American Environmental Testing Laboratory Inc.

2834 & 2908 North Naomi Street Burbank, CA 91504 • DOHS NO: 1541, LACSD NO: 10181  
 Tel: (888) 288-AETL • (818) 845-8200 • Fax: (818) 845-8840 • www.aetlab.com

## QUALITY CONTROL RESULTS

### Ordered By

Tetra Tech Inc.  
 301 Mentor Drive  
 Suite "A"  
 Santa Barbara, CA 93111-

### Site

Site 14 Lemoore NAS

Telephone: (805)681-3100

Attn: James Elliot

Page: 23

Project ID: 21384-03

Project Name: EPA Streams TO-65

AETL Job Number	Submitted	Client
48929	08/27/2008	T/TSB

Method: 8260B, Volatile Organic Compounds by GC/MS (SW846)

QC Batch No: 0904081A1; Dup or Spiked Sample: B0904081A1; LCS: Clean Water; QC Prepared: 09/04/2008; QC Analyzed: 09/04/2008;  
 Units: ppb

Analytes	Sample Result	MS Concen	MS Recov	MS % REC	MS DUP Concen	MS DUP Recov	MS DUP % REC	RPD %	MS/MSD % Limit	MS RPD % Limit
Benzene	0.0	50.00	58.50	117	50.00	58.00	116	<1	75-125	<20
Chlorobenzene	0.0	50.00	55.00	110	50.00	54.50	109	<1	75-125	<20
1,1-Dichloroethene	0.0	50.00	55.00	110	50.00	55.00	110	<1	75-125	<20
Methyl-tert-butyl ether (MTBE)	0.0	50.00	52.50	105	50.00	51.50	103	1.92	75-125	<20
Toluene (Methyl benzene)	0.0	50.00	53.50	107	50.00	53.50	107	<1	75-125	<20
Trichloroethene	0.0	50.00	56.50	113	50.00	57.50	115	1.75	75-125	<20
<b>Surrogates</b>										
Bromofluorobenzene	0.0	50.00	42.45	84.9	50.00	42.15	84.3	<1	75-125	<20
Dibromofluoromethane	0.0	50.00	49.85	99.7	50.00	48.75	97.5	2.21	75-125	<20
Toluene-d8	0.0	50.00	46.95	93.9	50.00	46.85	93.7	<1	75-125	<20

QC Batch No: 0904081A1; Dup or Spiked Sample: B0904081A1; LCS: Clean Water; QC Prepared: 09/04/2008; QC Analyzed: 09/04/2008;  
 Units: ppb

Analytes	LCS Concen	LCS Recov	LCS % REC	LCS/LCSD % Limit
Benzene	50.00	60.00	120	75-125
Chlorobenzene	50.00	55.00	110	75-125
1,1-Dichloroethene	50.00	56.00	112	75-125
Methyl-tert-butyl ether (MTBE)	50.00	52.00	104	75-125
Toluene (Methyl benzene)	50.00	54.00	108	75-125
Trichloroethene	50.00	59.00	118	75-125
<b>LCS</b>				
Chloroform (Trichloromethane)	50.00	55.10	110	75-125
Ethylbenzene	50.00	52.30	105	75-125
1,1,1-Trichloroethane	50.00	47.80	95.6	75-125
o-Xylene	50.00	55.00	110	75-125
m,p-Xylenes	100.00	110.00	110	75-125
<b>Surrogates</b>				
Bromofluorobenzene	50.00	42.30	84.6	75-125
Dibromofluoromethane	50.00	49.45	98.9	75-125



# American Environmental Testing Laboratory Inc.

2834 & 2908 North Naomi Street Burbank, CA 91504 • DOHS NO: 1541, LACSD NO: 10181  
Tel: (888) 288-AETL • (818) 845-8200 • Fax: (818) 845-8840 • www.aetlab.com

## QUALITY CONTROL RESULTS

Page: **24**

Project ID: 21384-03  
Project Name: EPA Streams TO-65

AETL Job Number	Submitted	Client
48929	08/27/2008	T/TSB

Method: 8260B, Volatile Organic Compounds by GC/MS (SW846)

QC Batch No: 0904081A1; Dup or Spiked Sample: B0904081A1; LCS: Clean Water; QC Prepared: 09/04/2008; QC Analyzed: 09/04/2008;  
Units: ppb

Analytes	LCS Concen	LCS Recov	LCS % REC	LCS/LCSD % Limit						
Toluene-d8	50.00	46.85	93.7	75-125						



# American Environmental Testing Laboratory Inc.

2834 & 2908 North Naomi Street Burbank, CA 91504 • DOHS NO: 1541, LACSD NO: 10181  
 Tel: (888) 288-AETL • (818) 845-8200 • Fax: (818) 845-8840 • www.aetlab.com

## QUALITY CONTROL RESULTS

### Ordered By

Tetra Tech Inc.  
 301 Mentor Drive  
 Suite "A"  
 Santa Barbara, CA 93111-

### Site

Site 14 Lemoore NAS

Telephone: (805)681-3100

Attn: James Elliot

Page: 25

Project ID: 21384-03

Project Name: EPA Streams TO-65

AETL Job Number	Submitted	Client
48929	08/27/2008	T/TSB

Method: 8260B, Volatile Organic Compounds by GC/MS (SW846)

QC Batch No: 0904081A2; Dup or Spiked Sample: B0904081A2; LCS: Clean Water; QC Prepared: 09/04/2008; QC Analyzed: 09/04/2008;  
 Units: ppb

Analytes	Sample Result	MS Concen	MS Recov	MS % REC	MS DUP Concen	MS DUP Recov	MS DUP % REC	RPD %	MS/MSD % Limit	MS RPD % Limit
Benzene	0.0	50.00	54.50	109	50.00	59.00	118	7.9	75-125	<20
Chlorobenzene	0.0	50.00	52.00	104	50.00	52.50	105	<1	75-125	<20
1,1-Dichloroethene	0.0	50.00	54.00	108	50.00	54.50	109	<1	75-125	<20
Methyl-tert-butyl ether (MTBE)	0.0	50.00	54.00	108	50.00	56.00	112	3.6	75-125	<20
Toluene (Methyl benzene)	0.0	50.00	53.00	106	50.00	54.00	108	1.9	75-125	<20
Trichloroethene	0.0	50.00	59.00	118	50.00	57.00	114	3.4	75-125	<20
<b>Surrogates</b>										
Bromofluorobenzene	0.0	50.00	45.80	91.6	50.00	46.15	92.3	<1	75-125	<20
Dibromofluoromethane	0.0	50.00	52.00	104	50.00	53.00	106	1.9	75-125	<20
Toluene-d8	0.0	50.00	46.70	93.4	50.00	46.95	93.9	<1	75-125	<20

QC Batch No: 0904081A2; Dup or Spiked Sample: B0904081A2; LCS: Clean Water; QC Prepared: 09/04/2008; QC Analyzed: 09/04/2008;  
 Units: ppb

Analytes	LCS Concen	LCS Recov	LCS % REC	LCS/LCSD % Limit
Benzene	50.00	60.50	121	75-125
Chlorobenzene	50.00	52.50	105	75-125
1,1-Dichloroethene	50.00	51.00	102	75-125
Methyl-tert-butyl ether (MTBE)	50.00	54.00	108	75-125
Toluene (Methyl benzene)	50.00	53.50	107	75-125
Trichloroethene	50.00	57.00	114	75-125
<b>LCS</b>				
Chloroform (Trichloromethane)	50.00	50.50	101	75-125
Ethylbenzene	50.00	51.50	103	75-125
1,1,1-Trichloroethane	50.00	51.50	103	75-125
o-Xylene	50.00	54.50	109	75-125
m,p-Xylenes	100.00	108.00	108	75-125
<b>Surrogates</b>				
Bromofluorobenzene	50.00	45.55	91.1	75-125
Dibromofluoromethane	50.00	53.00	106	75-125



# American Environmental Testing Laboratory Inc.

2834 & 2908 North Naomi Street Burbank, CA 91504 • DOHS NO: 1541, LACSD NO: 10181  
Tel: (888) 288-AETL • (818) 845-8200 • Fax: (818) 845-8840 • www.aetlab.com

## QUALITY CONTROL RESULTS

Page: 26

Project ID: 21384-03  
Project Name: EPA Streams TO-65

AETL Job Number	Submitted	Client
48929	08/27/2008	T/TSB

Method: 8260B, Volatile Organic Compounds by GC/MS (SW846)

QC Batch No: 0904081A2; Dup or Spiked Sample: B0904081A2; LCS: Clean Water; QC Prepared: 09/04/2008; QC Analyzed: 09/04/2008;  
Units: ppb

Analytes	LCS Concen	LCS Recov	LCS % REC	LCS/LCSD % Limit						
Toluene-d8	50.00	46.80	93.6	75-125						





# American Environmental Testing Laboratory Inc.

2834 & 2908 North Naomi Street Burbank, CA 91504 • DOHS NO: 1541, LACSD NO: 10181  
 Tel: (888) 288-AETL • (818) 845-8200 • Fax: (818) 845-8840 • www.aetlab.com

## QUALITY CONTROL RESULTS

### Ordered By

Tetra Tech Inc.  
 301 Mentor Drive  
 Suite "A"  
 Santa Barbara, CA 93111-

### Site

Site 14 Lemoore NAS

Telephone: (805)681-3100

Attn: James Elliot

Page: 27

Project ID: 21384-03

Project Name: EPA Streams TO-65

AETL Job Number	Submitted	Client
48929	08/27/2008	T/TSB

Method: 8260B, Volatile Organic Compounds by GC/MS (SW846)

QC Batch No: 0905081A1; Dup or Spiked Sample: B0905081A1; LCS: Clean Water; QC Prepared: 09/05/2008; QC Analyzed: 09/05/2008;  
 Units: ppb

Analytes	Sample Result	MS Concen	MS Recov	MS % REC	MS DUP Concen	MS DUP Recov	MS DUP % REC	RPD %	MS/MSD % Limit	MS RPD % Limit
Benzene	0.0	50.00	59.50	119	50.00	58.50	117	1.7	75-125	<20
Chlorobenzene	0.0	50.00	52.00	104	50.00	52.00	104	<1	75-125	<20
1,1-Dichloroethene	0.0	50.00	58.00	116	50.00	60.00	120	3.4	75-125	<20
Methyl-tert-butyl ether (MTBE)	0.0	50.00	53.00	106	50.00	52.50	105	<1	75-125	<20
Toluene (Methyl benzene)	0.0	50.00	52.50	105	50.00	52.00	104	<1	75-125	<20
Trichloroethene	0.0	50.00	57.50	115	50.00	59.50	119	3.4	75-125	<20
<b>Surrogates</b>										
Bromofluorobenzene	0.0	50.00	43.45	86.9	50.00	43.90	87.8	1.0	75-125	<20
Dibromofluoromethane	0.0	50.00	50.50	101	50.00	50.50	101	<1	75-125	<20
Toluene-d8	0.0	50.00	46.85	93.7	50.00	46.55	93.1	<1	75-125	<20

QC Batch No: 0905081A1; Dup or Spiked Sample: B0905081A1; LCS: Clean Water; QC Prepared: 09/05/2008; QC Analyzed: 09/05/2008;  
 Units: ppb

Analytes	LCS Concen	LCS Recov	LCS % REC	LCS/LCSD % Limit						
Benzene	50.00	56.00	112	75-125						
Chlorobenzene	50.00	49.40	98.8	75-125						
1,1-Dichloroethene	50.00	62.00	124	75-125						
Methyl-tert-butyl ether (MTBE)	50.00	49.30	98.6	75-125						
Toluene (Methyl benzene)	50.00	49.50	99.0	75-125						
Trichloroethene	50.00	54.50	109	75-125						
<b>LCS</b>										
Chloroform (Trichloromethane)	50.00	53.00	106	75-125						
Ethylbenzene	50.00	48.00	96.0	75-125						
1,1,1-Trichloroethane	50.00	44.90	89.8	75-125						
o-Xylene	50.00	50.50	101	75-125						
m,p-Xylenes	100.00	101.00	101	75-125						
<b>Surrogates</b>										
Bromofluorobenzene	50.00	44.00	88.0	75-125						
Dibromofluoromethane	50.00	52.00	104	75-125						



# American Environmental Testing Laboratory Inc.

2834 & 2908 North Naomi Street Burbank, CA 91504 • DOHS NO: 1541, LACSD NO: 10181  
Tel: (888) 288-AETL • (818) 845-8200 • Fax: (818) 845-8840 • www.aetlab.com

## QUALITY CONTROL RESULTS

Page: **28**

Project ID: 21384-03  
Project Name: EPA Streams TO-65

AETL Job Number	Submitted	Client
48929	08/27/2008	T/TSB

Method: 8260B, Volatile Organic Compounds by GC/MS (SW846)

QC Batch No: 0905081A1; Dup or Spiked Sample: B0905081A1; LCS: Clean Water; QC Prepared: 09/05/2008; QC Analyzed: 09/05/2008;  
Units: ppb

Analytes	LCS Concen	LCS Recov	LCS % REC	LCS/LCSD % Limit						
Toluene-d8	50.00	46.90	93.8	75-125						



# American Environmental Testing Laboratory Inc.

2834 & 2908 North Naomi Street Burbank, CA 91504 • DOHS NO: 1541, LACSD NO: 10181  
Tel: (888) 288-AETL • (818) 845-8200 • Fax: (818) 845-8840 • www.aetlab.com

## QUALITY CONTROL RESULTS

Page: 36

Project ID: 21384-03  
Project Name: EPA Streams TO-65

AETL Job Number	Submitted	Client
48398	07/24/2008	T/TSB

Method: 8260B, Volatile Organic Compounds by GC/MS (SW846)

QC Batch No: 0729081A1; Dup or Spiked Sample: B0729081A1; LCS: Clean Water; QC Prepared: 07/29/2008; QC Analyzed: 07/29/2008;  
Units: ppb

Analytes	LCS Concen	LCS Recov	LCS % REC	LCS/LCSD % Limit						
Toluene-d8	50.00	52.00	104	75-125						

March 17, 2008

Mr. James Elliot  
Tetra Tech  
4213 State Street, Suite 100  
Santa Barbara, CA 93110

**SUBJECT: DATA REPORT – SITE 14 - NAS LEMOORE - FRESNO, CA –  
TETRA TECH PROJECT #21384-02**

H&P Project # TT022508-T2

Mr. Elliot:

Please find enclosed a data report for the above referenced location. Vapor samples were analyzed on-site in H&P's mobile laboratory.

**Project Summary**

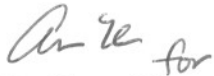
The following analyses were conducted:

- 206 vapors for TCE and PCE by EPA Method 8021, GC-ECD


The samples were received on-site in appropriate containers with appropriate labels, seals, and chain-of-custody documentation.

H&P Mobile GeoChemistry appreciates the opportunity to provide analytical services to Tetra Tech on this project. If you have any questions relating to this data or report, please do not hesitate to contact us.

Sincerely,



Dr. Blayne Hartman




TETRA TECH PROJECT #21384-02  
 SITE 14, NAS LEMOORE  
 FRESNO, CA

H&P Project #TT022508-T2

TCE & PCE (EPA 8021 Method) ANALYSES OF SOIL VAPORS

SAMPLE ID	DATE ANALYZED	TCE (ug/m3)	PCE (ug/m3)
ST1-10 1PV	2/25/2008	29,000 E	590
ST1-10 2PV	2/25/2008	19,000	<1,000
ST1-10 5PV	2/25/2008	24,000	<1,000
NT4-10 1PV	2/25/2008	nd	nd
NT4-10 2PV	2/25/2008	nd	nd
NT4-10 5PV	2/25/2008	nd	nd
ST3-10 2PV	2/25/2008	1,400	nd
ST3-10 3PV	2/25/2008	2,200	nd
ST3-10 5PV	2/25/2008	420	nd
DETECTION LIMITS		50	50
E INDICATES ESTIMATE			
ND INDICATES NOT DETECTED AT LISTED DETECTION LIMITS			

ANALYSES PERFORMED IN MOBILE LABORATORY  
 ANALYSES PERFORMED BY: MR. MARK BURKE  
 DATA REVIEWED BY: DR. BLAYNE HARTMAN



TETRA TECH PROJECT #21384-02  
 SITE 14, NAS LEMOORE  
 FRESNO, CA

H&P Project #TT022508-T2

TCE & PCE (EPA 8021 Method) ANALYSES OF SOIL VAPORS

SAMPLE ID	DATE ANALYZED	TCE (ug/m3)	PCE (ug/m3)
ST1-SS	2/26/2008	750	nd
ST1-2	2/26/2008	6,500	110
ST1-4	2/26/2008	23,000	300
ST1MP-4	2/26/2008	43,000 E	1,200
ST4-10 2PV	2/26/2008	nd	nd
ST4-10 3PV	2/26/2008	nd	nd
ST4-10 5PV	2/26/2008	nd	nd
ST2-10 2PV	2/26/2008	1,700	<500
ST2-10 3PV	2/26/2008	1,600	<500
ST2-10 5PV	2/26/2008	1,600	<500
ST3-SS	2/26/2008	460	69
ST3-NF	2/26/2008	390	nd
ST3-PK	2/26/2008	460	nd
ST3-TF	2/26/2008	380	nd
ST3-CU	2/26/2008	nd	nd
ST3-PL	2/26/2008	310	nd
NT1-SS	2/26/2008	540	nd
NT1-2	2/26/2008	1,700	nd
NT1-4	2/26/2008	3,000	nd
NT1-7	2/26/2008	5,100	nd
NT1-10	2/26/2008	6,100	74
NT2-SS	2/26/2008	nd	nd
NT2-2	2/26/2008	nd	nd
NT2-2 DUP	2/26/2008	nd	nd
NT2-4	2/26/2008	150	nd
NT2-7	2/26/2008	440	nd
NT2-10	2/26/2008	720	nd
NT3-2	2/26/2008	nd	nd
NT3-4	2/26/2008	nd	nd
NT3-7	2/26/2008	220	nd
NT3-10	2/26/2008	380	nd
NT4-2	2/26/2008	nd	nd
NT4-4	2/26/2008	nd	nd
NT4-7	2/26/2008	nd	nd
NT4-7 DUP	2/26/2008	nd	nd

DETECTION LIMITS

50

50

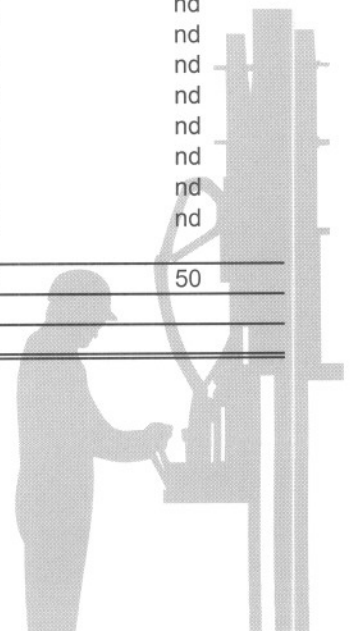
E INDICATES ESTIMATE

ND INDICATES NOT DETECTED AT LISTED DETECTION LIMITS

ANALYSES PERFORMED IN MOBILE LABORATORY

ANALYSES PERFORMED BY: MR. MARK BURKE

DATA REVIEWED BY: DR. BLAYNE HARTMAN



TETRA TECH PROJECT #21384-02  
 SITE 14, NAS LEMOORE  
 FRESNO, CA

H&P Project #TT022508-T2

TCE & PCE (EPA 8021 Method) ANALYSES OF SOIL VAPORS

SAMPLE ID	DATE ANALYZED	TCE (ug/m3)	PCE (ug/m3)
NT4-10	2/26/2008	nd	nd
NT5-2	2/26/2008	nd	nd
NT5-4	2/26/2008	nd	nd
NT5-7	2/26/2008	nd	nd
NT5-10	2/26/2008	nd	nd
NT6-2	2/26/2008	nd	nd
NT6-4	2/26/2008	nd	nd
NT6-4 DUP	2/26/2008	nd	nd
NT6-7	2/26/2008	nd	nd
NT6-10	2/26/2008	nd	nd
ST6-SS	2/26/2008	nd	nd
ST6-NF	2/26/2008	nd	nd
ST6-PK	2/26/2008	nd	nd
ST6-TF	2/26/2008	nd	nd
ST6-CU	2/26/2008	nd	nd
ST6-PL	2/26/2008	nd	nd

DETECTION LIMITS

50

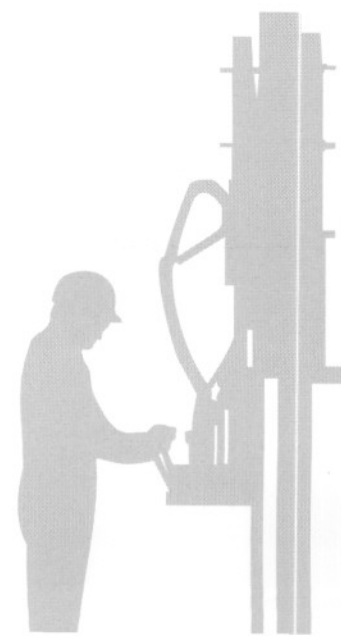
50

ND INDICATES NOT DETECTED AT LISTED DETECTION LIMITS

ANALYSES PERFORMED IN MOBILE LABORATORY

ANALYSES PERFORMED BY: MR. MARK BURKE

DATA REVIEWED BY: DR. BLAYNE HARTMAN



TETRA TECH PROJECT #21384-02  
 SITE 14, NAS LEMOORE  
 FRESNO, CA

H&P Project #TT022508-T2

TCE & PCE (EPA 8021 Method) ANALYSES OF SOIL VAPORS

SAMPLE ID	DATE ANALYZED	TCE (ug/m3)	PCE (ug/m3)
ST1-SS	2/27/2008	540	nd
ST1-2	2/27/2008	5,900	87
ST1-4	2/27/2008	14,000	<250
ST1-7	2/27/2008	21,000	320
ST1-10	2/27/2008	23,000	360
ST1MP-2	2/27/2008	3,500	<250
ST1MP-4	2/27/2008	19,000	340
ST1MP-7	2/27/2008	6,500	<250
ST1MP-10	2/27/2008	1,500	<250
ST2-SS	2/27/2008	140	nd
ST2-2	2/27/2008	210	nd
ST2-4	2/27/2008	590	nd
ST2-7	2/27/2008	2,000	74
ST2-7 DUP	2/27/2008	1,700	nd
ST2-10	2/27/2008	2,200	120
ST2MP-2	2/27/2008	790	nd
ST2MP-4	2/27/2008	1,800	71
ST2MP-7	2/27/2008	2,800	160
ST2MP-7 DUP	2/27/2008	3,000	190
ST3-2	2/27/2008	nd	nd
ST3-4	2/27/2008	83	nd
ST3-7	2/27/2008	430	nd
ST3-10	2/27/2008	1,500	nd
ST3MP-2	2/27/2008	110	nd
ST3MP-4	2/27/2008	nd	51
ST3MP-7	2/27/2008	650	90
ST3MP-10	2/27/2008	2,000	nd
ST4-2	2/27/2008	nd	nd
ST4-4	2/27/2008	nd	nd
ST4-4 DUP	2/27/2008	nd	nd
ST4-7	2/27/2008	nd	nd
ST4-10	2/27/2008	nd	nd
ST4MP-2	2/27/2008	nd	nd
ST4MP-4	2/27/2008	nd	nd
ST4MP-4 DUP	2/27/2008	nd	nd

DETECTION LIMITS

50

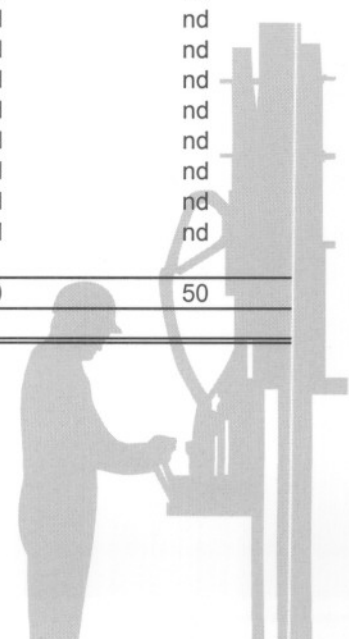
50

ND INDICATES NOT DETECTED AT LISTED DETECTION LIMITS

ANALYSES PERFORMED IN MOBILE LABORATORY

ANALYSES PERFORMED BY: MR. MARK BURKE

DATA REVIEWED BY: DR. BLAYNE HARTMAN





TETRA TECH PROJECT #21384-02  
 SITE 14, NAS LEMOORE  
 FRESNO, CA

H&P Project #TT022508-T2

TCE & PCE (EPA 8021 Method) ANALYSES OF SOIL VAPORS

SAMPLE ID	DATE ANALYZED	TCE (ug/m3)	PCE (ug/m3)
ST4MP-7	2/27/2008	nd	72
ST5-2	2/27/2008	nd	nd
ST5-4	2/27/2008	nd	nd
ST5-7	2/27/2008	nd	nd
ST5-10	2/27/2008	nd	nd
ST5MP-2	2/27/2008	nd	51
ST5MP-4	2/27/2008	* C	nd
ST5MP-7	2/27/2008	nd	nd
ST6-2	2/27/2008	nd	nd
ST6-4	2/27/2008	nd	nd
ST6-7	2/27/2008	nd	nd
ST6-10	2/27/2008	nd	nd
ST6-10 DUP	2/27/2008	nd	nd
ST6MP-2	2/27/2008	nd	65
ST6MP-4	2/27/2008	* C	nd
ST6MP-7	2/27/2008	nd	52
ST6MP-10	2/27/2008	* C	nd
ST6MP-10 DUP	2/27/2008	* C	nd

DETECTION LIMITS 50 50

C INDICATES COEULTION


\* INDICATES NO ESTIMATE POSSIBLE

ND INDICATES NOT DETECTED AT LISTED DETECTION LIMITS

ANALYSES PERFORMED IN MOBILE LABORATORY

ANALYSES PERFORMED BY: MR. MARK BURKE

DATA REVIEWED BY: DR. BLAYNE HARTMAN



TETRA TECH PROJECT #21384-02  
 SITE 14, NAS LEMOORE  
 FRESNO, CA

H&P Project #TT022508-T2

TCE & PCE (EPA 8021 Method) ANALYSES OF SOIL VAPORS

SAMPLE ID	DATE ANALYZED	TCE (ug/m3)	PCE (ug/m3)
NT1-SS	2/28/2008	460	nd
NT1-2	2/28/2008	1,900	nd
NT1-4	2/28/2008	2,600	nd
NT1-7	2/28/2008	5,600	92
NT1-10	2/28/2008	6,300	85
NT2-SS	2/28/2008	nd	nd
NT2-2	2/28/2008	nd	nd
NT2-2 DUP	2/28/2008	nd	nd
NT2-4	2/28/2008	120	nd
NT2-7	2/28/2008	420	nd
NT2-10	2/28/2008	600	nd
NT3-2	2/28/2008	nd	nd
NT3-4	2/28/2008	nd	nd
NT3-7	2/28/2008	230	nd
NT3-10	2/28/2008	350	nd
NT4-2	2/28/2008	nd	nd
NT4-4	2/28/2008	nd	nd
NT4-7	2/28/2008	nd	nd
NT4-7 DUP	2/28/2008	nd	nd
NT4-10	2/28/2008	nd	nd
NT5-2	2/28/2008	nd	nd
NT5-4	2/28/2008	nd	nd
NT5-7	2/28/2008	nd	nd
NT5-10	2/28/2008	nd	nd
NT6-2	2/28/2008	nd	nd
NT6-4	2/28/2008	nd	nd
NT6-4 DUP	2/28/2008	nd	nd
NT6-7	2/28/2008	nd	nd
NT6-10	2/28/2008	nd	nd
ST1-SS	2/28/2008	720	nd
ST1-2	2/28/2008	7,000	66
ST1-4	2/28/2008	10,000	<250
ST1-7	2/28/2008	18,000	250
ST1-10	2/28/2008	26,000	410
ST1MP-2	2/28/2008	9,200 E	400

DETECTION LIMITS

50

50

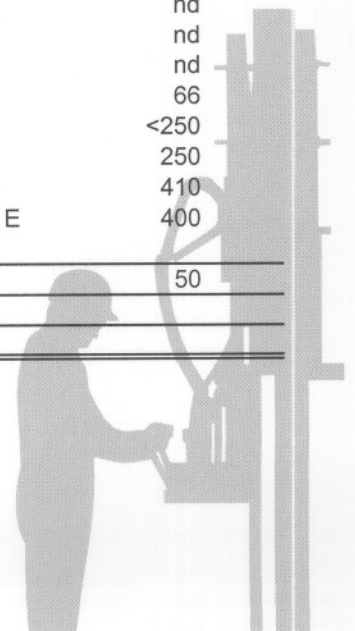
E INDICATES ESTIMATE

ND INDICATES NOT DETECTED AT LISTED DETECTION LIMITS

ANALYSES PERFORMED IN MOBILE LABORATORY

ANALYSES PERFORMED BY: MR. MARK BURKE

DATA REVIEWED BY: DR. BLAYNE HARTMAN



TETRA TECH PROJECT #21384-02  
 SITE 14, NAS LEMOORE  
 FRESNO, CA

H&P Project #TT022508-T2

TCE & PCE (EPA 8021 Method) ANALYSES OF SOIL VAPORS

SAMPLE ID	DATE ANALYZED	TCE (ug/m3)	PCE (ug/m3)
ST1MP-4	2/28/2008	20,000	310
ST1MP-7	2/28/2008	6,300	<500
ST1MP-10	2/28/2008	120	nd
ST2MP-2	2/28/2008	500 C	nd
ST2MP-4	2/28/2008	2,100	92
ST2MP-7	2/28/2008	3,300	250
ST2MP-7 DUP	2/28/2008	2,900	240
ST2-SS	2/28/2008	130	nd
ST2-2	2/28/2008	170	nd
ST2-4	2/28/2008	510	nd
ST2-7	2/28/2008	2,000	76
ST2-7 DUP	2/28/2008	1,700	nd
ST2-10	2/28/2008	1,600	59
ST3MP-2	2/28/2008	210	nd
ST3MP-4	2/28/2008	nd	nd
ST3MP-7	2/28/2008	710	nd
ST3MP-10	2/28/2008	2,100 C	75
ST3-2	2/28/2008	nd	nd
ST3-4	2/28/2008	62	nd
ST3-7	2/28/2008	450	nd
ST4MP-2	2/28/2008	nd	nd
ST4MP-4	2/28/2008	nd	nd
ST4MP-4 DUP	2/28/2008	75	nd
ST4MP-7	2/28/2008	nd	nd
ST4-2	2/28/2008	nd	nd
ST4-4	2/28/2008	nd	nd
ST4-4 DUP	2/28/2008	nd	nd
ST4-7	2/28/2008	nd	nd
ST4-10	2/28/2008	nd	nd

DETECTION LIMITS 50 50


C INDICATES COEULTION

ND INDICATES NOT DETECTED AT LISTED DETECTION LIMITS

ANALYSES PERFORMED IN MOBILE LABORATORY

ANALYSES PERFORMED BY: MR. MARK BURKE

DATA REVIEWED BY: DR. BLAYNE HARTMAN



TETRA TECH PROJECT #21384-02  
 SITE 14, NAS LEMOORE  
 FRESNO, CA

H&P Project #TT022508-T2

TCE & PCE (EPA 8021 Method) ANALYSES OF SOIL VAPORS

SAMPLE ID	DATE ANALYZED	TCE (ug/m3)	PCE (ug/m3)
ST5MP-2	2/29/2008	nd	nd
ST5MP-4	2/29/2008	* C	nd
ST5MP-7	2/29/2008	* C	nd
ST5-2	2/29/2008	nd	nd
ST5-4	2/29/2008	nd	nd
ST5-7	2/29/2008	nd	nd
ST5-10	2/29/2008	nd	nd
ST6MP-2	2/29/2008	* C	nd
ST6MP-4	2/29/2008	* C	nd
ST6MP-7	2/29/2008	nd	nd
ST6MP-10	2/29/2008	* C	nd
ST6MP-10 DUP	2/29/2008	nd	nd
ST6-2	2/29/2008	nd	nd
ST6-4	2/29/2008	nd	nd
ST6-7	2/29/2008	nd	nd
ST6-10	2/29/2008	nd	nd
ST6-10 DUP	2/29/2008	nd	nd
ST3-PL	2/29/2008	310	nd
ST3-CU	2/29/2008	170	nd
ST3-TF	2/29/2008	410	nd
ST3-PK	2/29/2008	340	nd
ST3-NF	2/29/2008	390	nd
ST3-SS	2/29/2008	350	nd
ST6-PL	2/29/2008	nd	nd
ST6-CU	2/29/2008	nd	nd
ST6-TF	2/29/2008	nd	nd
ST6-PK	2/29/2008	nd	nd
ST6-NF	2/29/2008	nd	nd
ST6-SS	2/29/2008	nd	nd

DETECTION LIMITS

50

50

C INDICATES COEULTION


\* INDICATES NO ESTIMATE POSSIBLE

ND INDICATES NOT DETECTED AT LISTED DETECTION LIMITS

ANALYSES PERFORMED IN MOBILE LABORATORY

ANALYSES PERFORMED BY: MR. MARK BURKE

DATA REVIEWED BY: DR. BLAYNE HARTMAN





# Chain of Custody Record

Date: 2-25-08  
 H&P Project # TT022508-T2  
 Outside Lab: \_\_\_\_\_

2470 Impala Dr., Carlsbad, CA 92010 • ph 760.804.9678 • fax 760.804.9159  
 3825 Industry Avenue, Lakewood, CA 90712 • ph 562.426.6991 • fax 562.426.6995

Client: Tetra Tech Collector: Mark Bunke Page: 1 of 1  
 Address: \_\_\_\_\_ Client Project # 21384-02 Project Contact: James Elliot  
 Location: Site 14, Lemoore NAS  
 Email: \_\_\_\_\_ Phone: 805-681-3100 Fax: \_\_\_\_\_ Turn around time: on-site

EDF: Yes  No  Global ID: \_\_\_\_\_

**Sample Receipt**  
 Intact:  Yes  No  
 Seal Intact:  Yes  No  N/A  
 Cold:  Yes  No  
 N/A (Received on Site)

Special Instructions: \_\_\_\_\_

TPH  gasoline  diesel  ext  
 418.1 TRPH  
 8021 for BTEX/MTBE  
 BTEX / Oxygenates  
 TPH gas  
 VOC's  
 DTSC/LARWQCB  
 Ketones  
 Full List  
 BTEX/MTBE  
 LCC (specify) \_\_\_\_\_  
 Naphthalene  8260B  TO-15  
 Methane  
 Fixed Gases  CO2  O2  N2  
8021 Tce, pce  
 Total # of containers

Sample Name	Field Point Name	Purge Vol	Time	Date	Sample Type	Container Type	TPH	418.1 TRPH	8021 for BTEX/MTBE	BTEX / Oxygenates	TPH gas	VOC's	DTSC/LARWQCB	Ketones	Full List	BTEX/MTBE	LCC (specify)	Naphthalene	Methane	Fixed Gases	Total # of containers	
ST1-10 1PV		12	1520	2/25	SV	Syringe															X	1
ST1-10 2PV		24	1520																		X	1
ST1-10 5PV		60	1521																		X	1
NT4-10 1PV		12	1600																		X	1
NT4-10 2PV		24	1600																		X	1
NT4-10 5PV		60	1601																		X	1
ST3-10 2PV		24	1643																		X	1
ST3-10 3PV		36	1643																		X	1
ST3-10 5PV		60	1644																		X	1

Relinquished by: (Signature) \_\_\_\_\_ (company) \_\_\_\_\_ Received by: (Signature) [Signature] (company) H&P Date: 2-25-08 Time: 1700

Relinquished by: (Signature) \_\_\_\_\_ (company) \_\_\_\_\_ Received by: (Signature) \_\_\_\_\_ (company) \_\_\_\_\_ Date: \_\_\_\_\_ Time: \_\_\_\_\_

Relinquished by: (Signature) \_\_\_\_\_ (company) \_\_\_\_\_ Received by: (Signature) \_\_\_\_\_ (company) \_\_\_\_\_ Date: \_\_\_\_\_ Time: \_\_\_\_\_

\*Signature constitutes authorization to proceed with analysis and acceptance of condition on back. Sample disposal instruction:  Disposal @ \$2.00 each  Return to client  Pickup



2470 Impala Dr., Carlsbad, CA 92010 • ph 760.804.9678 • fax 760.804.9159  
 3825 Industry Avenue, Lakewood, CA 90712 • ph 562.426.6991 • fax 562.426.6995

# Chain of Custody Record

Date: 2-26-08  
 H&P Project # TT022508-T2  
 Outside Lab: \_\_\_\_\_

Client: Tetra Tech Collector: Mark Burke Page: 1 of 6  
 Address: \_\_\_\_\_ Client Project # 21384-02 Project Contact: James Elliot  
 Location: Site 14, Lemoore NAS  
 Email: \_\_\_\_\_ Phone: 805-681-3100 Fax: \_\_\_\_\_ Turn around time: on-site

EDF: Yes  No   
 Global ID: \_\_\_\_\_  
**Sample Receipt**  
 Intact:  Yes  No  
 Seal Intact:  Yes  No  N/A  
 Cold:  Yes  No  
N/A (Received on Site)

Special Instructions: \_\_\_\_\_

TPH <input type="checkbox"/> gasoline <input type="checkbox"/> diesel <input type="checkbox"/> ext	418.1 TRPH	8021 for BTEX/MTBE	8260B				TO-15		LCC (specify) _____	Naphthalene <input type="checkbox"/> 8260B <input type="checkbox"/> TO-15	Methane	Fixed Gases <input type="checkbox"/> CO2 <input type="checkbox"/> O2 <input type="checkbox"/> N2	8021 TCE, PCE	Total # of containers
		BTEX / Oxygenates	TPH gas	VOC's	DTSC/LARWQCB	Ketones	Full List	BTEX/MTBE						

Sample Name	Field Point Name	Purge Vol	Time	Date	Sample Type	Container Type	TPH	418.1 TRPH	8021 for BTEX/MTBE	BTEX / Oxygenates	TPH gas	VOC's	DTSC/LARWQCB	Ketones	Full List	BTEX/MTBE	LCC (specify)	Naphthalene	Methane	Fixed Gases	8021 TCE, PCE	Total # of containers	
ST1-SS		6	0924	2/26	SV	Syringe																	1
<del>ST1-IMP-2</del>	no sample	6.1	0934																				1
ST1-2		12	0935																				1
STIMP-4		6.3	1005																				1
ST1-4		18	1005																				1
ST4-10 2PV		24	1106																				1
ST4-10 3PV		36	1107																				1
ST4-10 5PV		60	1107																				1
ST2-10 2PV		24	1139																				1
ST2-10 3PV		36	1139																				1

Relinquished by: (Signature) _____	(company) _____	Received by: (Signature) <u>Mark Burke</u>	(company) <u>H&amp;P</u>	Date: <u>2-26-08</u>	Time: <u>1730</u>
Relinquished by: (Signature) _____	(company) _____	Received by: (Signature) _____	(company) _____	Date: _____	Time: _____
Relinquished by: (Signature) _____	(company) _____	Received by: (Signature) _____	(company) _____	Date: _____	Time: _____

\*Signature constitutes authorization to proceed with analysis and acceptance of condition on back.  
 Sample disposal instruction:  Disposal @ \$2.00 each  Return to client  Pickup



2470 Impala Dr., Carlsbad, CA 92010 • ph 760.804.9678 • fax 760.804.9159  
 3825 Industry Avenue, Lakewood, CA 90712 • ph 562.426.6991 • fax 562.426.6995

# Chain of Custody Record

Date: 2-26-08  
 H&P Project # TT022508-T2  
 Outside Lab: \_\_\_\_\_

Client: Tetra Tech Collector: Mark Burke Page: 2 of 6  
 Address: \_\_\_\_\_ Client Project # 21384-02 Project Contact: James Elliot  
 Location: Site 14, Lemoore NAS  
 Email: \_\_\_\_\_ Phone: 805-681-3100 Fax: \_\_\_\_\_ Turn around time: On-site

EDF: Yes  No   
 Global ID: \_\_\_\_\_

**Sample Receipt**  
 Intact:  Yes  No  
 Seal Intact:  Yes  No  N/A  
 Cold:  Yes  No  
 N/A (Received on Site)

Special Instructions: \_\_\_\_\_

TPH  gasoline  diesel  ext  
 418.1 TRPH  
 8021 for BTEX/MTBE  
 BTEX / Oxygenates  
 TPH gas  
 VOC's  
 DTSC/LARWQCB  
 Ketones  
 Full List  
 BTEX/MTBE  
 LCC (specify) \_\_\_\_\_  
 Naphthalene  8260B  TO-15  
 Methane  
 Fixed Gases  CO2  O2  N2  
8021 PCE, TCE  
 Total # of containers

Sample Name	Field Point Name	Purge Vol	Time	Date	Sample Type	Container Type	TPH	418.1 TRPH	8021 for BTEX/MTBE	BTEX / Oxygenates	TPH gas	VOC's	DTSC/LARWQCB	Ketones	Full List	BTEX/MTBE	LCC (specify)	Naphthalene	Methane	Fixed Gases	Total # of containers	
ST2-10	SAV	60	1140	2/26	SV	Syringe																
ST3-SS		21	1236																		X	1
ST3-NF		21	1236																		X	1
ST3-PK		21	1259																		X	1
ST3-TF		21	1259																		X	1
ST3-CU		21	1312																		X	1
ST3-PL		105	1312																		X	1
NT1-SS		6	1350																		X	1
NT1-2		12	1351																		X	1
NT1-4		18	1400																		X	1

Relinquished by: (Signature) \_\_\_\_\_ (company) \_\_\_\_\_ Received by: (Signature) [Signature] (company) H&P Date: 2-26-08 Time: 1730

Relinquished by: (Signature) \_\_\_\_\_ (company) \_\_\_\_\_ Received by: (Signature) \_\_\_\_\_ (company) \_\_\_\_\_ Date: \_\_\_\_\_ Time: \_\_\_\_\_

Relinquished by: (Signature) \_\_\_\_\_ (company) \_\_\_\_\_ Received by: (Signature) \_\_\_\_\_ (company) \_\_\_\_\_ Date: \_\_\_\_\_ Time: \_\_\_\_\_

\*Signature constitutes authorization to proceed with analysis and acceptance of condition on back.  
 Sample disposal instruction:  Disposal @ \$.20 each  Return to client  Pickup



# Chain of Custody Record

Date: 2-26-08  
 H&P Project # TT022508-T2  
 Outside Lab: \_\_\_\_\_

2470 Impala Dr., Carlsbad, CA 92010 • ph 760.804.9678 • fax 760.804.9159  
 3825 Industry Avenue, Lakewood, CA 90712 • ph 562.426.6991 • fax 562.426.6995

Client: Tetra Tech Collector: M. Bunke, Crosby Page: 3 of 6  
 Address: \_\_\_\_\_ Client Project # 21384-02 Project Contact: James Elliot  
 Location: Site 14, Lemoore NAS  
 Email: \_\_\_\_\_ Phone: 805-681-3100 Fax: \_\_\_\_\_ Turn around time: on-site

EDF: Yes  No  Sample Receipt  
 Global ID: \_\_\_\_\_ Intact:  Yes  No  
 Seal Intact:  Yes  No  N/A  
 Cold:  Yes  No  
 N/A (Received on Site)

Special Instructions: \_\_\_\_\_

TPH  gasoline  diesel  ext  
 418.1 TRPH  
 8021 for BTEX/MTBE  
 BTEX / Oxygenates  
 TPH gas  
 VOC's  
 DTSC/LARWQCB  
 Ketones  
 Full List  
 BTEX/MTBE  
 LCC (specify) \_\_\_\_\_  
 Naphthalene  8260B  TO-15  
 Methane  
 Fixed Gases  CO2  O2  N2  
8021 TCE, PCE  
 Total # of containers

Sample Name	Field Point Name	Purge Vol	Time	Date	Sample Type	Container Type	TPH	418.1 TRPH	8021 for BTEX/MTBE	BTEX / Oxygenates	TPH gas	VOC's	DTSC/LARWQCB	Ketones	Full List	BTEX/MTBE	LCC (specify)	Naphthalene	Methane	Fixed Gases	Total # of containers	
NT1-7		27	1415	2/26	SV	Syringe															X	1
NT1-10		36	1418																		X	1
NT2-5S		6	1425																		X	1
NT2-2		12	1428																		X	1
NT2-2 Dup		24	1429																		X	1
NT2-4		18	1442																		X	1
NT2-7		27	1445																		X	1
NT2-10		36	1449																		X	1
NT3-2		12	1456																		X	1
NT3-4		18	1501																		X	1

Relinquished by: (Signature) \_\_\_\_\_ (company) Received by: (Signature) [Signature] (company) Date: 2-26-08 Time: 1730  
 Relinquished by: (Signature) \_\_\_\_\_ (company) Received by: (Signature) \_\_\_\_\_ (company) Date: \_\_\_\_\_ Time: \_\_\_\_\_  
 Relinquished by: (Signature) \_\_\_\_\_ (company) Received by: (Signature) \_\_\_\_\_ (company) Date: \_\_\_\_\_ Time: \_\_\_\_\_

\*Signature constitutes authorization to proceed with analysis and acceptance of condition on back. Sample disposal instruction:  Disposal @ \$2.00 each  Return to client  Pickup





# Chain of Custody Record

Date: 2-26-08

2470 Impala Dr., Carlsbad, CA 92010 • ph 760.804.9678 • fax 760.804.9159  
 3825 Industry Avenue, Lakewood, CA 90712 • ph 562.426.6991 • fax 562.426.6995

H&P Project # TT022508-T2

Outside Lab: \_\_\_\_\_

Client: Tetra Tech Collector: M Burke, C. Crosby Page: 4 of 6  
 Address: \_\_\_\_\_ Client Project # 21384-02 Project Contact: James Elliot  
 Location: Site 14, Lemoore NAS  
 Email: \_\_\_\_\_ Phone: 805-681-3100 Fax: \_\_\_\_\_ Turn around time: on-site

EDF: Yes  No

Global ID: \_\_\_\_\_

**Sample Receipt**  
 Intact:  Yes  No  
 Seal Intact:  Yes  No  N/A  
 Cold:  Yes  No  
 N/A (Received on Site)

Special Instructions: \_\_\_\_\_

TPH  gasoline  diesel  ext  
 418.1 TRPH  
 8021 for BTEX/MTBE  
 BTEX / Oxygenates  
 TPH gas  
 VOC's  
 DTSC/LARWQCB  
 Ketones  
 Full List  
 BTEX/MTBE  
 LCC (specify) \_\_\_\_\_  
 Naphthalene  8260B  TO-15  
 Methane  
 Fixed Gases  CO2  O2  N2  
8021 PCE, TCE  
 Total # of containers

Sample Name	Field Point Name	Purge Vol	Time	Date	Sample Type	Container Type	TPH	418.1 TRPH	8021 for BTEX/MTBE	BTEX / Oxygenates	TPH gas	VOC's	DTSC/LARWQCB	Ketones	Full List	BTEX/MTBE	LCC (specify)	Naphthalene	Methane	Fixed Gases	Total # of containers	
NT3-7		27	1507	2/26	sv	Syringe																1
NT3-10		36	1513																			1
NT4-2		12	1518																			1
NT4-4		18	1522																			1
NT4-7		27	1528																			1
NT4-7 Dup		39	1529																			1
NT4-10		36	1540																			1
NT5-2		12	1544																			1
NT5-4		18	1549																			1
NT5-7		27	1553																			1

Relinquished by: (Signature) \_\_\_\_\_ (company) \_\_\_\_\_ Received by: (Signature) [Signature] (company) H&P Date: 2-26-08 Time: 1730

Relinquished by: (Signature) \_\_\_\_\_ (company) \_\_\_\_\_ Received by: (Signature) \_\_\_\_\_ (company) \_\_\_\_\_ Date: \_\_\_\_\_ Time: \_\_\_\_\_

Relinquished by: (Signature) \_\_\_\_\_ (company) \_\_\_\_\_ Received by: (Signature) \_\_\_\_\_ (company) \_\_\_\_\_ Date: \_\_\_\_\_ Time: \_\_\_\_\_

\*Signature constitutes authorization to proceed with analysis and acceptance of condition on back. Sample disposal instruction:  Disposal @ \$2.00 each  Return to client  Pickup

# Chain of Custody Record



2470 Impala Dr., Carlsbad, CA 92010 • ph 760.804.9678 • fax 760.804.9159  
 3825 Industry Avenue, Lakewood, CA 90712 • ph 562.426.6991 • fax 562.426.6995

Date: 2-26-08  
 H&P Project # TT022508-T2  
 Outside Lab: \_\_\_\_\_

Client: Tetra Tech Collector: M Burke, C. Crosby Page: 5 of 6  
 Address: \_\_\_\_\_ Client Project # 21384.02 Project Contact: James Elliot  
 Location: site 14, Lemoore NAS  
 Email: \_\_\_\_\_ Phone: 805 681-3100 Fax: \_\_\_\_\_ Turn around time: on-site

EDF: Yes  No  Sample Receipt  
 Intact:  Yes  No  
 Seal Intact:  Yes  No  N/A  
 Cold:  Yes  No  
 N/A (Received on Site)

Special Instructions: \_\_\_\_\_

TPH <input type="checkbox"/> gasoline <input type="checkbox"/> diesel <input type="checkbox"/> ext	418.1 TRPH	8021 for BTEX/MTBE	8260B		TO-15		LCC (specify) _____	Naphthalene <input type="checkbox"/> 8260B <input type="checkbox"/> TO-15	Methane	Fixed Gases <input type="checkbox"/> CO2 <input type="checkbox"/> O2 <input type="checkbox"/> N2	8021 TCE, PCE	Total # of containers
		BTEX / Oxygenates	TPH gas	VOC's	DTSC/LARWQCB	Ketones	Full List	BTEX/MTBE				

Sample Name	Field Point Name	Purge Vol	Time	Date	Sample Type	Container Type	TPH	418.1 TRPH	8021 for BTEX/MTBE	BTEX / Oxygenates	TPH gas	VOC's	DTSC/LARWQCB	Ketones	Full List	BTEX/MTBE	LCC (specify)	Naphthalene	Methane	Fixed Gases	8021 TCE, PCE	Total # of containers
NT6-2		12	1612	2/26	SV	Syringe															X	1
NT5-10		36	1614																		X	1
NT6-4		18	1624																		X	1
NT6-4 Dup		30	1625																		X	1
NT6-7		27	1637																		X	1
NT6-10		36	1642																		X	1
ST6-SS		21	1652																		X	1
ST6-NF		21	1656																		X	1
ST6-PK		21	1700																		X	1
ST6-TF		21	1705																		X	1

Relinquished by: (Signature) _____ (company) _____	Received by: (Signature) <u>[Signature]</u> (company) <u>H&amp;P</u>	Date: <u>2-26-08</u>	Time: <u>1730</u>
Relinquished by: (Signature) _____ (company) _____	Received by: (Signature) _____ (company) _____	Date: _____	Time: _____
Relinquished by: (Signature) _____ (company) _____	Received by: (Signature) _____ (company) _____	Date: _____	Time: _____

\*Signature constitutes authorization to proceed with analysis and acceptance of condition on back. Sample disposal instruction:  Disposal @ \$2.00 each  Return to client  Pickup



2470 Impala Dr., Carlsbad, CA 92010 • ph 760.804.9678 • fax 760.804.9159  
 3825 Industry Avenue, Lakewood, CA 90712 • ph 562.426.6991 • fax 562.426.6995

# Chain of Custody Record

Date: 2-26-08  
 H&P Project # TT022508-T2  
 Outside Lab: \_\_\_\_\_

Client: Tetra Tech Collector: C. Crosby Page: 6 of 6  
 Address: \_\_\_\_\_ Client Project # 21384-02 Project Contact: James Elliot  
 Location: Site 14, Lemoore NAS  
 Email: \_\_\_\_\_ Phone: 805 681-3100 Fax: \_\_\_\_\_ Turn around time: on-site

EDF: Yes  No

Global ID: \_\_\_\_\_

**Sample Receipt**  
 Intact:  Yes  No  
 Seal Intact:  Yes  No  N/A  
 Cold:  Yes  No  
 N/A (Received on Site)

Special Instructions: \_\_\_\_\_

TPH  gasoline  diesel  ext  
 418.1 TRPH  
 8021 for BTEX/MTBE  
 BTEX / Oxygenates  
 TPH gas  
 VOC's  
 DTSC/LARWQCB  
 Ketones  
 Full List  
 BTEX/MTBE  
 LCC (specify) \_\_\_\_\_  
 Naphthalene  8260B  TO-15  
 Methane  
 Fixed Gases  CO2  O2  N2  
8021 P, E, T, C, E  
 Total # of containers

Sample Name	Field Point Name	Purge Vol	Time	Date	Sample Type	Container Type	TPH	418.1 TRPH	8021 for BTEX/MTBE	BTEX / Oxygenates	TPH gas	VOC's	DTSC/LARWQCB	Ketones	Full List	BTEX/MTBE	LCC (specify)	Naphthalene	Methane	Fixed Gases	Total # of containers	
ST6-CU		21	1708	2/26	SV	syringe																1
ST6-PL		105	1712	↓	↓	↓																1

Relinquished by: (Signature) \_\_\_\_\_ (company) \_\_\_\_\_ Received by: (Signature) [Signature] (company) H&P Date: 2-26-08 Time: 1730

Relinquished by: (Signature) \_\_\_\_\_ (company) \_\_\_\_\_ Received by: (Signature) \_\_\_\_\_ (company) \_\_\_\_\_ Date: \_\_\_\_\_ Time: \_\_\_\_\_

Relinquished by: (Signature) \_\_\_\_\_ (company) \_\_\_\_\_ Received by: (Signature) \_\_\_\_\_ (company) \_\_\_\_\_ Date: \_\_\_\_\_ Time: \_\_\_\_\_

\*Signature constitutes authorization to proceed with analysis and acceptance of condition on back. Sample disposal instruction:  Disposal @ \$2.00 each  Return to client  Pickup

2470 Impala Dr., Carlsbad, CA 92010 • ph 760.804.9678 • fax 760.804.9159  
 3825 Industry Avenue, Lakewood, CA 90712 • ph 562.426.6991 • fax 562.426.6995

# Chain of Custody Record

Date: 2-27-08  
 H&P Project # TT022508-T2  
 Outside Lab: \_\_\_\_\_

Client: Tetra Tech Collector: M. Burke, C. Crosby Page: 1 of 5  
 Address: \_\_\_\_\_ Client Project # 21384-02 Project Contact: James Elliot  
 Location: Site 14, Lemoore NAS  
 Email: \_\_\_\_\_ Phone: 805 681-3100 Fax: \_\_\_\_\_ Turn around time: on-site

EDF: Yes  No   
 Global ID: \_\_\_\_\_

**Sample Receipt**  
 Intact:  Yes  No  
 Seal Intact:  Yes  No  N/A  
 Cold:  Yes  No  
 N/A (Received on Site)

Special Instructions: \_\_\_\_\_

TPH  gasoline  diesel  ext

418.1 TRPH

8021 for BTEX/MTBE

BTEX / Oxygenates

TPH gas

VOC's

DTSC/LARWQCB

Ketones

Full List

BTEX/MTBE

LCC (specify) \_\_\_\_\_

Naphthalene  8260B  TO-15

Methane

Fixed Gases  CO2  O2  N2

8021 TCE, PCE

Total # of containers

Sample Name	Field Point Name	Purge Vol	Time	Date	Sample Type	Container Type	TPH	418.1 TRPH	8021 for BTEX/MTBE	BTEX / Oxygenates	TPH gas	VOC's	DTSC/LARWQCB	Ketones	Full List	BTEX/MTBE	LCC (specify)	Naphthalene	Methane	Fixed Gases	8021 TCE, PCE	Total # of containers	
ST1-SS		6	0830	2/26	SV	Syringe																	1
STIMP-2		2.0	0846																				1
ST1-2		12	0847																				1
STimp-4		2.1	0901																				1
ST1-4		18	0902																				1
STIMP-7		2.1	0920																				1
ST1-7		27	0921																				1
STIMP-10		2.2	0949																				1
ST1-10		36	0950																				1
ST2-SS		6	1017																				1

Relinquished by: (Signature) \_\_\_\_\_ (company) \_\_\_\_\_ Received by: (Signature) [Signature] (company) H&P Date: 2-27-08 Time: 1615

Relinquished by: (Signature) \_\_\_\_\_ (company) \_\_\_\_\_ Received by: (Signature) \_\_\_\_\_ (company) \_\_\_\_\_ Date: \_\_\_\_\_ Time: \_\_\_\_\_

Relinquished by: (Signature) \_\_\_\_\_ (company) \_\_\_\_\_ Received by: (Signature) \_\_\_\_\_ (company) \_\_\_\_\_ Date: \_\_\_\_\_ Time: \_\_\_\_\_

# Chain of Custody Record

Date: 2-27-08



2470 Impala Dr., Carlsbad, CA 92010 • ph 760.804.9678 • fax 760.804.9159  
 3825 Industry Avenue, Lakewood, CA 90712 • ph 562.426.6991 • fax 562.426.6995

H&P Project # TT022508-T2

Outside Lab: \_\_\_\_\_

Client: Tetra Tech Collector: M Bunke, C. Crosby Page: 2 of 5  
 Address: \_\_\_\_\_ Client Project # 21384-02 Project Contact: James Elliot  
 Location: Site 14, Lemoore NAS  
 Email: \_\_\_\_\_ Phone: 805 681-3100 Fax: \_\_\_\_\_ Turn around time: on-site

EDF: Yes <input type="checkbox"/> No <input type="checkbox"/>	<b>Sample Receipt</b> Intact: <input checked="" type="checkbox"/> Yes <input type="checkbox"/> No Seal Intact: <input type="checkbox"/> Yes <input type="checkbox"/> No <input type="checkbox"/> N/A Cold: <input type="checkbox"/> Yes <input type="checkbox"/> No N/A (Received on Site)	TPH <input type="checkbox"/> gasoline <input type="checkbox"/> diesel <input type="checkbox"/> ext 418.1 TRPH 8021 for BTEX/MTBE BTEX / Oxygenates TPH gas VOC's DTSC/LARWQCB Ketones Full List BTEX/MTBE LCC (specify) _____ Naphthalene <input type="checkbox"/> 8260B <input type="checkbox"/> TO-15 Methane Fixed Gases <input type="checkbox"/> CO2 <input type="checkbox"/> O2 <input type="checkbox"/> N2 8021 PCE, TCE	Total # of containers
Global ID: _____			
Special Instructions: _____			

Sample Name	Field Point Name	Purge Vol	Time	Date	Sample Type	Container Type	TPH	418.1 TRPH	8021 for BTEX/MTBE	BTEX / Oxygenates	TPH gas	VOC's	DTSC/LARWQCB	Ketones	Full List	BTEX/MTBE	LCC (specify)	Naphthalene	Methane	Fixed Gases	CO2	O2	N2	8021 PCE, TCE	Total # of containers
ST2MP-2		2.0	1025	2/27	SV	Syringe																		X	1
ST2-2		12	1026																					X	1
ST2MP-4		2.1	1034																					X	1
ST2-4		18 <del>1033</del>	1035																					X	1
ST2MP-7		2.1	1045																					X	1
ST2MP-7 Dup		4.6	1046																					X	1
ST2-7		27	1047																					X	1
ST2-7 Dup		39	1049																					X	1
<del>ST2MP-10</del>	no sample	2.2	1124																					X	1
ST2-10		36	1125																					X	1

Relinquished by: (Signature) _____	(company) _____	Received by: (Signature) <u>[Signature]</u>	(company) <u>H&amp;P</u>	Date: <u>2-27-08</u>	Time: <u>1615</u>
Relinquished by: (Signature) _____	(company) _____	Received by: (Signature) _____	(company) _____	Date: _____	Time: _____
Relinquished by: (Signature) _____	(company) _____	Received by: (Signature) _____	(company) _____	Date: _____	Time: _____





2470 Impala Dr., Carlsbad, CA 92010 • ph 760.804.9678 • fax 760.804.9159  
 3825 Industry Avenue, Lakewood, CA 90712 • ph 562.426.6991 • fax 562.426.6995

# Chain of Custody Record

Date: 2-27-08  
 H&P Project # TT022508-T2  
 Outside Lab: \_\_\_\_\_

Client: Tetra Tech Collector: in Burke, C. Crosby Page: 3 of 5  
 Address: \_\_\_\_\_ Client Project # 21384-02 Project Contact: James Elliot  
 Location: Site 14, Lemoore NAS  
 Email: \_\_\_\_\_ Phone: 805 681-3100 Fax: \_\_\_\_\_ Turn around time: on-site

EDF: Yes  No   
 Global ID: \_\_\_\_\_  
**Sample Receipt**  
 Intact:  Yes  No  
 Seal Intact:  Yes  No  N/A  
 Cold:  Yes  No  
 N/A (Received on Site)

Special Instructions: \_\_\_\_\_

TPH <input type="checkbox"/> gasoline <input type="checkbox"/> diesel <input type="checkbox"/> ext	418.1 TRPH	8021 for BTEX/MTBE	8260B				TO-15		LCC (specify) _____	Naphthalene <input type="checkbox"/> 8260B <input type="checkbox"/> TO-15	Methane	Fixed Gases <input type="checkbox"/> CO2 <input type="checkbox"/> O2 <input type="checkbox"/> N2	8021 TCE, PCE	Total # of containers
		BTEX / Oxygenates	TPH gas	VOC's	DTSC/LARWQCB	Ketones	Full List	BTEX/MTBE						

Sample Name	Field Point Name	Purge Vol	Time	Date	Sample Type	Container Type	TPH	418.1 TRPH	8021 for BTEX/MTBE	BTEX / Oxygenates	TPH gas	VOC's	DTSC/LARWQCB	Ketones	Full List	BTEX/MTBE	LCC (specify)	Naphthalene	Methane	Fixed Gases	8021 TCE, PCE	Total # of containers
ST3MP-2		2.0	1200	2/27	SV	Syringe															X	1
ST3-2		12	1201																		X	1
ST3MP-4		2.1	1215																		X	1
ST3-4		18	1216																		X	1
ST3MP-7		2.1	1232																		X	1
ST3-7		27	1233																		X	1
ST3MP-10		2.2	1245																		X	1
ST3-10		36	1246																		X	1
ST4MP-2		2.0	1255																		X	1
ST4-2		12	1256																		X	1

Relinquished by: (Signature) _____ (company) _____	Received by: (Signature) <u>[Signature]</u> (company) <u>H&amp;P</u>	Date: <u>2-27-08</u>	Time: <u>1615</u>
Relinquished by: (Signature) _____ (company) _____	Received by: (Signature) _____ (company) _____	Date: _____	Time: _____
Relinquished by: (Signature) _____ (company) _____	Received by: (Signature) _____ (company) _____	Date: _____	Time: _____

# Chain of Custody Record

Date: 2-27-08



2470 Impala Dr., Carlsbad, CA 92010 • ph 760.804.9678 • fax 760.804.9159  
 3825 Industry Avenue, Lakewood, CA 90712 • ph 562.426.6991 • fax 562.426.6995

H&P Project # TT022508-T2

Outside Lab: \_\_\_\_\_

Client: Tetra Tech  
 Address: \_\_\_\_\_  
 Email: \_\_\_\_\_ Phone: 805 681-3100

Collector: M Burke, C Crosby Page: 4 of 5  
 Client Project # 21384-02 Project Contact: James Elliot  
 Location: Site 14, Lemoore NAS  
 Fax: \_\_\_\_\_ Turn around time: on-site

EDF: Yes <input type="checkbox"/> No <input type="checkbox"/>	<b>Sample Receipt</b> Intact: <input checked="" type="checkbox"/> Yes <input type="checkbox"/> No Seal Intact: <input type="checkbox"/> Yes <input type="checkbox"/> No <input checked="" type="checkbox"/> N/A Cold: <input type="checkbox"/> Yes <input type="checkbox"/> No N/A (Received on Site)
Global ID: _____	
Special Instructions:	

Sample Name	Field Point Name	Purge Vol	Time	Date	Sample Type	Container Type	8260B										TO-15		Total # of containers									
							TPH	418.1 TRPH	8021 for BTEX/MTBE	BTEX / Oxygenates	TPH gas	VOC's	DTSC/LARWQCB	Ketones	Full List	BTEX/MTBE	LCC (specify)	Naphthalene		Methane	Fixed Gases	N2						
ST4MP-4		2.1	1313	2/27	SV	syringe																						
ST4MP-4 Dup		4.6	1314	↓	↓	↓																						
ST4-4		18	1318																									
ST4-4 Dup		30	1319																									
ST4MP-7		2.1	1330																									
ST4-7		27	1331																									
ST4-10		36	1344																									
ST5MP-2		2.0	1355																									
ST5-2		12	1356																									
ST5MP-4		2.1	1406																									

Relinquished by: (Signature)	(company)	Received by: (Signature)	(company)	Date:	Time:
		<i>[Signature]</i>		<u>2-27-08</u>	<u>1615</u>
Relinquished by: (Signature)	(company)	Received by: (Signature)	(company)	Date:	Time:
Relinquished by: (Signature)	(company)	Received by: (Signature)	(company)	Date:	Time:

\*Signature constitutes authorization to proceed with analysis and acceptance of condition on back. Sample disposal instruction:  Disposal @ \$2.00 each  Return to client  Pickup



# Chain of Custody Record

- 148 S. Vinewood St., Escondido, CA 92029 • ph 760.735.3208 • fax 760.735.2469
- 432 N. Cedros Ave., Solana Beach, CA 92075 • ph 858.793.0401 • fax 858.793.0404
- 2373 208th Street Unit F-1, Torrance, CA 90501 • ph 310.782.2929 • fax 310.782.2798

Date: 2-27-08  
 HPL Project # TT022508-T2  
 Outside Lab: \_\_\_\_\_

Client: Tetra Tech Collector: M Burke, C. Crosby Page: 5 Of 5  
 Address: \_\_\_\_\_ Client Project # 21384-02 Project Manager James Elliot  
 Location: Site 14, Lemoore NAs  
 Phone: \_\_\_\_\_ Fax: 805 681-3100 Turn around time: on-site

Sample	Purge		Date	Sample Type	Container Type	TPH gasoline / diesel	TPH extended	8021 for BTEX/MTBE	8021 for Halogenated compounds	418.1 TRPH	8260B				Methane	Fixed Gases	8021 PCE, TCE	Sample Receipt		Total # of containers				
	Depth	Time									BTEX / Oxygenates	Oxygenates	VOCs	VOCs and Oxygenates				Intact: <input checked="" type="checkbox"/> Yes <input type="checkbox"/> No	Seal Intact: <input type="checkbox"/> Yes <input type="checkbox"/> No <input checked="" type="checkbox"/> N/A					
ST5-4	18	1407	2/27	SV	Syringe																1			
ST5MP-7	2.1	1417	↓	↓	↓																1			
ST5-7	27	1418																						1
ST5-10	36	1448																						1
ST6MP-2	2.0	1454																						1
ST6-2	12	1455																						1
ST6MP-4	2.1	1503																						1
ST6-4	18	1504																						1
ST6MP-7	2.1	1514																						1
ST6-7	27	1515																						1
ST6MP-10	2.2	1540																						1
ST6MP-10 Dup	4.7	1541																						1
ST6-10	36	1557																						1
ST6-10 Dup	48	1558																						1
Relinquished by: (Signature) _____ (company) _____						Received by: (Signature) <u>[Signature]</u> (company) _____						Date: <u>2-27-08</u>		Time: <u>1615</u>										
Relinquished by: (Signature) _____ (company) _____						Received by: (Signature) _____ (company) _____						Date: _____		Time: _____										
Relinquished by: (Signature) _____ (company) _____						Received by: (Signature) _____ (company) _____						Date: _____		Time: _____										

\*Signature constitutes authorization to proceed with analysis and acceptance of condition on back.

Sample disposal instruction:

- Disposal @ \$2.00 each
- Return to client
- Pickup







# Chain of Custody Record

- 148 S. Vinewood St., Escondido, CA 92029 • ph 760.735.3208 • fax 760.735.2469
- 432 N. Cedros Ave., Solana Beach, CA 92075 • ph 858.793.0401 • fax 858.793.0404
- 2373 208th Street Unit F-1, Torrance, CA 90501 • ph 310.782.2929 • fax 310.782.2798

Date: 2-28-08  
 HPL Project # HT022508-T2  
 Outside Lab: \_\_\_\_\_

Client: Tetra Tech Collector: M. Burke Page: 2 Of 5  
 Address: \_\_\_\_\_ Client Project # 21384-02 Project Manager James Elliot  
 Location: Site 14, Lemoore NAS  
 Phone: 805 681-3100 Fax: \_\_\_\_\_ Turn around time: on-site

Sample	Purge Depth	Time	Date	Sample Type	Container Type	TPH gasoline / diesel	TPH extended	8021 for BTEX/MTBE	8021 for Halogenated compounds	8260B				Methane	Fixed Gases	8021 PUF, TCE	Sample Receipt		Total # of containers				
										418.1 TRPH	BTEX / Oxygenates	Oxygenates	VOC s				VOC s and Oxygenates	Intact: <input checked="" type="checkbox"/> Yes <input type="checkbox"/> No		Seal Intact: <input type="checkbox"/> Yes <input type="checkbox"/> No <input checked="" type="checkbox"/> N/A			
NT3-P	36	0922	2/28	SV	Syringe																		
NT4-2	12	0953	↓	↓	↓																		
NT4-4	18	0953																					
NT4-7	27	1000																					
NT4-7 Dup	39	1000																					
NT4-10	36	1001																					
NT5-2	12	1027																					
NT5-4	18	1027																					
NT5-7	27	1037																					
NT5-10	36	1037																					
NT6-2	12	1046																					
NT6-4	18	1047																					
NT6-4 Dup	30	1047																					
NT6-7	27	1102																					
Relinquished by: (Signature)						(company)	Received by: (Signature)						(company)	Date:	2-28-08	Time:	1645						
Relinquished by: (Signature)						(company)	Received by: (Signature)						(company)	Date:		Time:							
Relinquished by: (Signature)						(company)	Received by: (Signature)						(company)	Date:		Time:							



# Chain of Custody Record

- 148 S. Vinewood St., Escondido, CA 92029 • ph 760.735.3208 • fax 760.735.2469
- 432 N. Cedros Ave., Solana Beach, CA 92075 • ph 858.793.0401 • fax 858.793.0404
- 2373 208th Street Unit F-1, Torrance, CA 90501 • ph 310.782.2929 • fax 310.782.2798

Date: 2-28-08  
 HPL Project # TT022808-T2  
 Outside Lab: \_\_\_\_\_

Client: Tetra Tech Collector: M. Bunte Page: 3 Of 5  
 Address: \_\_\_\_\_ Client Project # 21384-02 Project Manager James Elliot  
 Location: Site 14, Lemoore NAS  
 Phone: 805 681-3100 Fax: \_\_\_\_\_ Turn around time: on-site

Notes: \_\_\_\_\_

8260B

Sample Receipt  
 Intact:  Yes  No  
 Seal Intact:  Yes  No  N/A  
 Cold:  Yes  No  
 N/A (Received on Site)

Sample	Purge Depth	Time	Date	Sample Type	Container Type	TPH gasoline / diesel	TPH extended	8021 for BTEX/MTBE	8021 for Halogenated compounds	418.1 TRPH	BTEX / Oxygenates	Oxygenates	VOC s	VOC s and Oxygenates	Methane	Fixed Gases	8021 TCE, PCE	Field Notes	Total # of containers			
NT6-10	36	1102	2/28	SU	Syringe												X		1			
SF1-SS	6	1114	↓	↓	↓												X		1			
ST1-2	12	1114																		X		1
ST1-4	18	1122																		X		1
ST1-7	27	1122																		X		1
ST1-10	36	1202																		X		1
STIMP-2	2.0	1215																		X		1
STIMP-4	2.1	1220																		X		1
STIMP-7	2.1	1230																		X		1
STIMP-10	2.2	1239																		X		1
ST2MP-2	2.0	1316																		X		1
ST2MP-4	2.1	1325																		X		1
ST2MP-7	2.1	1333																		X		1
ST2MP-7 Dup	4.6	1335																		X		1

Relinquished by: (Signature) _____ (company) _____	Received by: (Signature) <u>[Signature]</u> (company) <u>HP</u>	Date: <u>2-28-08</u>	Time: <u>1645</u>
Relinquished by: (Signature) _____ (company) _____	Received by: (Signature) _____ (company) _____	Date: _____	Time: _____
Relinquished by: (Signature) _____ (company) _____	Received by: (Signature) _____ (company) _____	Date: _____	Time: _____



# Chain of Custody Record

- 148 S. Vinewood St., Escondido, CA 92029 • ph 760.735.3208 • fax 760.735.2469
- 432 N. Cedros Ave., Solana Beach, CA 92075 • ph 858.793.0401 • fax 858.793.0404
- 2373 208th Street Unit F-1, Torrance, CA 90501 • ph 310.782.2929 • fax 310.782.2798

Date: 2-28-08  
 HPL Project # TT022808-T2  
 Outside Lab: \_\_\_\_\_

Client: Tetra Tech Collector: M. Burke Page: 4 Of 5  
 Address: \_\_\_\_\_ Client Project # 21384-02 Project Manager James Elliot  
 Location: Site 14, Lemoore NAS  
 Phone: 805 681-3100 Fax: \_\_\_\_\_ Turn around time: on-site

Sample	Purge Depth	Time	Date	Sample Type	Container Type	TPH gasoline / diesel	TPH extended	8021 for BTEX/MTBE	8021 for Halogenated compounds	418.1 TRPH	8260B				Methane	Fixed Gases	8021 PCE, DCE	Sample Receipt		Total # of containers				
											BTEX / Oxygenates	Oxygenates	VOCs	VOCs and Oxygenates				Intact: <input checked="" type="checkbox"/> Yes <input type="checkbox"/> No	Seal Intact: <input type="checkbox"/> Yes <input type="checkbox"/> No <input checked="" type="checkbox"/> N/A					
ST2-SS	6	1354	2/28	SU	Syringe																			
ST2-2	12	1354	↓	↓	↓																			
ST2-4	18	1355																						
ST2-7	27	1407																						
ST2-7 Dup	39	1407																						
ST2-10	36	1408																						
ST3MP-2	2.0	1427																						
ST3MP-4	2.1	1444																						
ST3MP-7	2.1	1457																						
ST3MP-10	2.2	1503																						
ST3-2	12	1509																						
ST3-4	18	1509																						
ST3-7	27	1518																						
ST4MP-2	2.0	1539																						

Relinquished by: (Signature)	(company)	Received by: (Signature)	(company)	Date:	Time:
		<i>M. Burke</i>	HP	2-28-08	1645
Relinquished by: (Signature)	(company)	Received by: (Signature)	(company)	Date:	Time:
Relinquished by: (Signature)	(company)	Received by: (Signature)	(company)	Date:	Time:





# Chain of Custody Record

- 148 S. Vinewood St., Escondido, CA 92029 • ph 760.735.3208 • fax 760.735.2469
- 432 N. Cedros Ave., Solana Beach, CA 92075 • ph 858.793.0401 • fax 858.793.0404
- 2373 208th Street Unit F-1, Torrance, CA 90501 • ph 310.782.2929 • fax 310.782.2798

Date: 2-28-08  
 HPL Project # TT022508-T2  
 Outside Lab: \_\_\_\_\_

Client: Tetra Tech Collector: M. Burke Page: 5 Of 5  
 Address: \_\_\_\_\_ Client Project # 21384-02 Project Manager James Elliot  
 Phone: 805-681-3100 Fax: \_\_\_\_\_ Location: Site 14, Lemoore NAS  
 Turn around time: on-site

Notes: \_\_\_\_\_

8260B

Sample Receipt  
 Intact:  Yes  No  
 Seal Intact:  Yes  No  N/A  
 Cold:  Yes  No  
 N/A (Received on Site)

Sample	Purge Depth	Time	Date	Sample Type	Container Type	TPH gasoline / diesel	TPH extended	8021 for BTEX/MTBE	8021 for Halogenated compounds	418.1 TRPH	BTEX / Oxygenates	Oxygenates	VOCs	VOCs and Oxygenates	Methane	Fixed Gases	8021 TCE, PCE	Field Notes	Total # of containers		
ST4MP-4	2.1	1545	2/28	SU	Syringe												X		1		
ST4MP-4 Dup	4.6	1547	↓	↓	↓												X		1		
ST4MP-7	2.1	1558																	X		1
ST4-2	12	1615																	X		1
ST4-4	18	1616																	X		1
ST4-4 Dup	30	1616																	X		1
ST4-7	27	1628																	X		1
ST4-10	36	1628																	X		1

Relinquished by: (Signature) _____ (company) _____	Received by: (Signature) <u>[Signature]</u> (company) <u>HPL</u>	Date: <u>2-28-08</u>	Time: <u>1645</u>
Relinquished by: (Signature) _____ (company) _____	Received by: (Signature) _____ (company) _____	Date: _____	Time: _____
Relinquished by: (Signature) _____ (company) _____	Received by: (Signature) _____ (company) _____	Date: _____	Time: _____



# Chain of Custody Record

- 148 S. Vinewood St., Escondido, CA 92029 • ph 760.735.3208 • fax 760.735.2469
- 432 N. Cedros Ave., Solana Beach, CA 92075 • ph 858.793.0401 • fax 858.793.0404
- 2373 208th Street Unit F-1, Torrance, CA 90501 • ph 310.782.2929 • fax 310.782.2798

Date: 2-29-08  
 HPL Project # TT022508-T2  
 Outside Lab: \_\_\_\_\_

Client: Tetra Tech Collector: M. Bunke Page: 1 Of 3  
 Address: \_\_\_\_\_ Client Project # 21384-02 Project Manager James Elliot  
 Location: site 14, NAS Lemoore  
 Phone: 805 681-3100 Fax: \_\_\_\_\_ Turn around time: on-site

Sample	Purge Depth	Time	Date	Sample Type	Container Type	TPH gasoline / diesel	TPH extended	8021 for BTEX/MTBE	8021 for Halogenated compounds	418.1 TRPH	8260B				Methane	Fixed Gases	8021 PCE, TCE	Total # of containers		
											BTEX / Oxygenates	Oxygenates	VOCs	VOCs and Oxygenates						
ST5MP-2	2.0	0911	2/29	SV	Syringe											X		1		
ST5MP-4	2.1	0929	}	}	}											X		1		
ST5MP-7	2.1	0939																X		1
ST5-2	12	0945																X		1
ST5-4	18	0945																X		1
ST5-7	27	1001																X		1
ST5-10	36	1001																X		1
ST6MP-2	2.0	1029																X		1
ST6MP-4	2.1	1035																X		1
ST6MP-7	2.1	1046																X		1
ST6MP-10	2.2	1056																X		1
ST6MP-10 Dup	4.7	1058																X		1
ST6-2	12	1118																X		1
ST6-4	18	1118																X		1

**Sample Receipt**  
 Intact:  Yes  No  
 Seal Intact:  Yes  No  N/A  
 Cold:  Yes  No  
 N/A (Received on Site)  
 Field Notes

Relinquished by: (Signature) _____ (company)	Received by: (Signature) <u>M. Bunke</u> (company) <u>HP</u>	Date: <u>2-29-08</u>	Time: <u>1330</u>
Relinquished by: (Signature) _____ (company)	Received by: (Signature) _____ (company)	Date: _____	Time: _____
Relinquished by: (Signature) _____ (company)	Received by: (Signature) _____ (company)	Date: _____	Time: _____

\*Signature constitutes authorization to proceed with analysis and acceptance of condition on back. Sample disposal instruction:  Disposal @ \$2.00 each  Return to client  Pickup











United States  
Environmental Protection  
Agency

Office of Research  
and Development (8101R)  
Washington, DC 20460

Official Business  
Penalty for Private Use  
\$300

EPA/600/R-09/073  
August 2009  
[www.epa.gov](http://www.epa.gov)

Please make all necessary changes on the below label,  
detach or copy, and return to the address in the upper  
left-hand corner.

If you do not wish to receive these reports CHECK HERE ;  
detach, or copy this cover, and return to the address in the  
upper left-hand corner.

PRESORTED STANDARD  
POSTAGE & FEES PAID  
EPA PERMIT No. G-35



**Recycled/Recyclable**  
Printed with vegetable-based ink on  
paper that contains a minimum of  
50% post-consumer fiber content  
processed chlorine free